GRAMIN KRISHI MAUSAM SEWA

ICAR Research Complex for NEH Region
Umroi Road, Umiam – 793 103 Meghalaya

☎: Telephone No. : 0364 2570276 (O) Fax: 0364 2570213/Email: iaasbarapani@yahoo.in

RC (AE)/30/2011/ Bulletin/January'2018/78 Dated: 23/01/2018

Agro Advisory Bulletin – East Garo Hills
(Period 24th – 28th January, 2018)

Weather summery of the past five days	Weather forecast valid up to 28th January, 2018
Sky was partly cloudy with 0.0mm rainfall. Maximum temperatures ranged between 22-24°C and minimum ranged between 10-12°C. Relative humidity was 98-100% in morning and 36-44% in evening. Wind speed ranged between: 2 kmph.	The possibility of Rainfall is 0.0mm for the next five days. Maximum Temp: 22-24°C, Minimum Temp: 10-12°C, Cloud cover: sky will be clear to mainly clear i.e. 0-2 Okta, Maximum RH: 75-100%, Minimum RH: 31-42%, Wind speed: 2-4Kmph, Wind direction: East-Southeast.

Weekly cumulative rainfall : 0.0mm

Agro meteorological Advisories for coming 5 days

Main Crop/ Animal /Fisheries	Stage	Pest/Diseases	Agricultural Advisories
Tomato/Capsicum	Nursery raising/ Transplanting		• Nursery seed bed preparation of 1 m width and length as per convenience and 15 cm above the ground. • Beds are plough and mixed with FYM @ 4 kg/m^2 and levelled it properly. • Seed rate for open-pollinated variety is 500 g seeds/ha and hybrid is 250 g seeds/ha. **Spacing:** • Transplant tomato at 45x45cm spacing & Capsicum at 30x30cm
Pea/Lentil/Chickpea	Vegetative stage		• Stake the plants on 30th day of sowing for proper support. • Maintain proper soil moisture in the the field by irrigation.
Mustard/ Rapeseed	Vegetative growth		• Give one irrigation at flowering stage • Keep the field free from weeds.
Cabbage/Broccoli/ Cauliflower	Heading/maturity		• Maintain proper soil moisture by mulching & irrigation. • Harvest at mature stage.
Dolichos bean	Flowering/Fruiting stage		• Spray 0.5% Urea (5g/litre) to recover the plants damaged by frost. • Spray Rogor 1ml/litre water to control pests. • Maintain soil moisture by irrigation.
Khasi Mandarin	Harvesting stage		• Harvesting of ripened fruits. • Collection and discard of fallen fruits in orchards to avoid attraction of fruit fly. • Adopting the appropriate conservation techniques such as preparation of Half-moon terrace/ tree basin, contour bunds, bench terraces and half moon terraces for placement of manure and fertilizer and to reduce soil

			erosion/ nutrient loss during rainy season.
Animal Sciences			
Poultry	All stages		• As the night temperature has dropped, poultry birds (day old to 25 days old) should be provided with artificial heating through lightning of electric bulb to protect them from low temperature. • Provide vitamin B complex @ 7ml/litre in drinking water daily in broiler for healthy growth. • Litter should be change periodically and provide clean drinking water and changed the water every day. • Diseased and dead birds should be immediately removed. • Regularly inspect the dropings of the poultry birds for any diseases symptom.
		Coccidiosis	• Provide plenty of fresh and clean drinking water. • Provide coccidiostatic like **Amprolium** @ 25-65 mg/kg feed once a day as a preventive measure against coccidiosis.
		Ranikhet disease	• Vaccinate the poultry birds with **F1/ Lasota vaccine** (1 drop) at the age of 4-7 days old and 35 days old through eye and nostril.
Piggery	All stages		• Vaccinate all newly born piglets against swine fever at the age of 3 months followed by annual booster dose. • In epidemic areas, vaccinate 6 months old pigs with FMD vaccine once in a year. • Iron supplementation in piglet to prevent from piglet anaemia during 1st week of age.
		Skin infection	• Provide Ivermectin (Injection) @ 10mg/33kg body wt.
Cattle & Buffaloes	6-9 months calves	Brucellosis	• Vaccinate 6-9 months old calves with *Brucella abortus* cotton strain-19 @ 5ml subcutaneous on the neck
		Foot & Mouth Disease, Haemorrhagic Septicaemia, Black Quarter	• Undertake regular immunization of cattle & buffaloes against Foot & Mouth disease, Haemorrhagic septicaemia & Black Quarter.
Fishery			
Carps	Fingerlings	Harvesting season	Nursery ponds should be harvested and the fingerlings should be transferred to grow out ponds @ 10000 to 15000 nos. per ha.
	Pond management	Culture ponds in winter seasons	Grow out ponds should be properly cleaned from weeds and other aquatic weeds in the bank of the ponds and nearby the ponds so that the ponds can get proper Sunlight during winter season. Proper monitoring should be done to check if

		Nursery ponds preparation	there is any sign of infection or disease, and if so it should be removed immediately and treatment should be given after consulting with experts. Nursery pond preparation for common carp breeding can be initiated by draining out the ponds properly and allowing sufficient sunlight to fall on the pond bottoms.

Suggestion: Contact nearby State Agril. Staff or KVK staff for necessary help and suggestion.

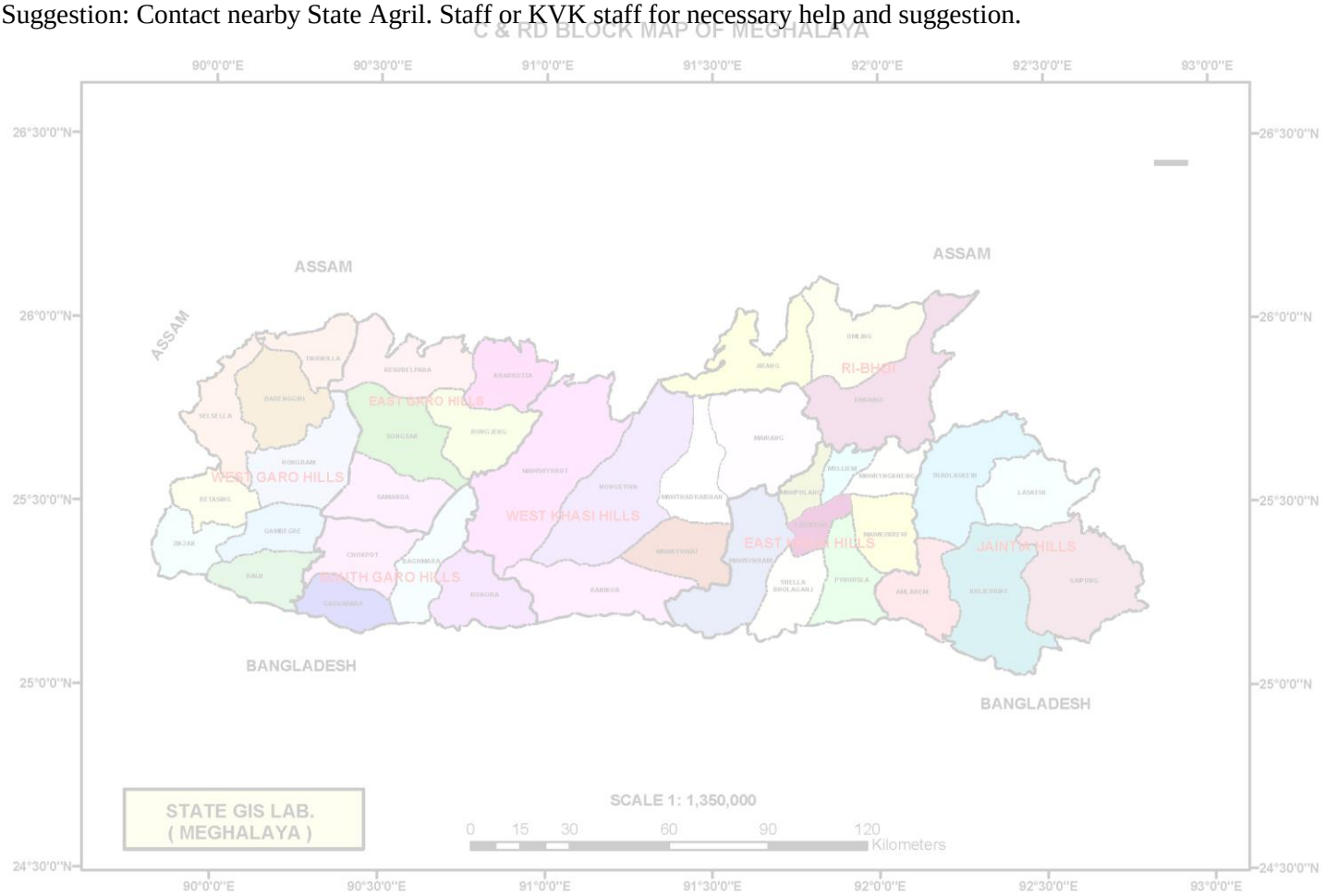

GRAMIN KRISHI MAUSAM SEWA
ICAR Research Complex for NEH Region
Umroi Road, Umiam – 793 103 Meghalaya
☎: Telephone No. : 0364 2570276 (O) Fax: 0364 2570213/Email: iaasbarapani@yahoo.in

RC (AE)/30/2011/ Bulletin/January'2018/78 Dated: 23/01/2018

Agro Advisory Bulletin – EAST JAINTIA HILLS
(Period 24th – 28th January, 2018)

Weather forecast valid up to 28th January, 2018

The possibility of Rainfall is 0.0mm for the next five days. Maximum Temp: 22-23°C, Minimum Temp: 9-12°C, Cloud cover: sky will be clear i.e. 0 Okta, Maximum RH: 97-100%, Minimum RH: 28-35%, Wind speed: 2-4Kmph, Wind direction: Southeast-Southwest.

Weekly cumulative rainfall : 0.0mm

Agro meteorological Advisories for coming 5 days

Main Crop/ Animal /Fisheries	Stage	Pest/Diseases	Agricultural Advisories
Tomato/Capsicum	Nursery raising/ Transplanting		• Nursery seed bed preparation of 1 m width and length as per convenience and 15 cm above the ground. • Beds are plough and mixed with FYM @ 4 kg/m^2 and levelled it properly. • Seed rate for open-pollinated variety is 500 g seeds/ha and hybrid is 250 g seeds/ha. **Spacing:** • Transplant tomato at 45x45cm spacing & Capsicum at 30x30cm
Pea/Lentil/Chickpea	Vegetative stage		• Stake the plants on 30th day of sowing for proper support. • Maintain proper soil moisture in the the field by irrigation.
Mustard/ Rapeseed	Vegetative growth		• Give one irrigation at flowering stage • Keep the field free from weeds.
Cabbage/Broccoli/ Cauliflower	Heading/maturity		• Maintain proper soil moisture by mulching & irrigation. • Harvest at mature stage.
Dolichos bean	Flowering/Fruiting stage		• Spray 0.5% Urea (5g/litre) to recover the plants damaged by frost. • Spray Rogor 1ml/litre water to control pests. • Maintain soil moisture by irrigation.
Khasi Mandarin	Harvesting stage		• Harvesting of ripened fruits. • Collection and discard of fallen fruits in orchards to avoid attraction of fruit fly. • Adopting the appropriate conservation techniques such as preparation of Half-moon terrace/ tree basin, contour bunds, bench terraces and half moon terraces for placement of manure and fertilizer and to reduce soil erosion/ nutrient loss during rainy season.

☎: Telephone No. : 0364 2570276 (O) Fax: 0364 2570213/Email: iaasbarapani@yahoo.in

Animal Sciences			
Poultry	All stages		• As the night temperature has dropped, poultry birds (day old to 25 days old) should be provided with artificial heating through lightning of electric bulb to protect them from low temperature. • Provide vitamin B complex @ 7ml/litre in drinking water daily in broiler for healthy growth. • Litter should be change periodically and provide clean drinking water and changed the water every day. • Diseased and dead birds should be immediately removed. • Regularly inspect the dropings of the poultry birds for any diseases symptom.
		Coccidiosis	• Provide plenty of fresh and clean drinking water. • Provide coccidiostatic like **Amprolium** @ 25-65 mg/kg feed once a day as a preventive measure against coccidiosis.
		Ranikhet disease	• Vaccinate the poultry birds with **F1/ Lasota vaccine** (1 drop) at the age of 4-7 days old and 35 days old through eye and nostril.
Piggery	All stages		• Vaccinate all newly born piglets against swine fever at the age of 3 months followed by annual booster dose. • In epidemic areas, vaccinate 6 months old pigs with FMD vaccine once in a year. • Iron supplementation in piglet to prevent from piglet anaemia during 1st week of age.
		Skin infection	• Provide Ivermectin (Injection) @ 10mg/33kg body wt.
Cattle & Buffaloes	6-9 months calves	Brucellosis	• Vaccinate 6-9 months old calves with *Brucella abortus* cotton strain-19 @ 5ml subcutaneous on the neck
		Foot & Mouth Disease, Haemorrhagic Septicaemia, Black Quarter	• Undertake regular immunization of cattle & buffaloes against Foot & Mouth disease, Haemorrhagic septicaemia & Black Quarter.
Fishery			
Carps	Fingerlings	Harvesting season	Nursery ponds should be harvested and the fingerlings should be transferred to grow out ponds @ 10000 to 15000 nos. per ha.
	Pond management	Culture ponds in winter seasons	Grow out ponds should be properly cleaned from weeds and other aquatic weeds in the bank of the ponds and nearby the ponds so that the ponds can get proper Sunlight during winter season. Proper monitoring should be done to check if there is any sign of infection or disease, and if so it should be removed immediately and treatment should be given after consulting with

		Nursery ponds preparation	experts. Nursery pond preparation for common carp breeding can be initiated by draining out the ponds properly and allowing sufficient sunlight to fall on the pond bottoms.

Suggestion: Contact nearby State Agril. Staff or KVK staff for necessary help and suggestion.

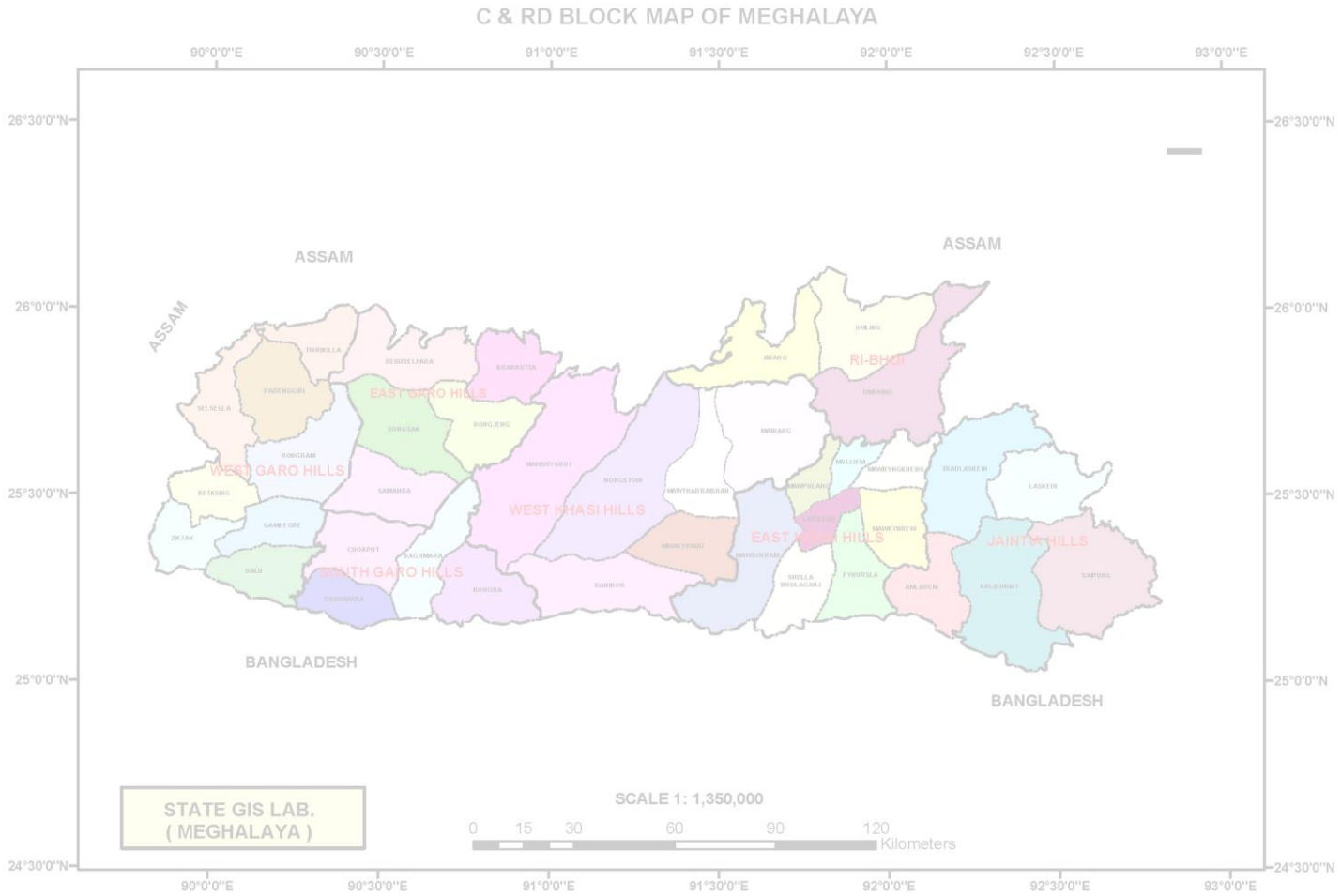

GRAMIN KRISHI MAUSAM SEWA
ICAR Research Complex for NEH Region
Umroi Road, Umiam – 793 103 Meghalaya
☎: Telephone No. : 0364 2570276 (O) Fax: 0364 2570213/Email: iaasbarapani@yahoo.in

RC (AE)/30/2011/ Bulletin/January'2018/78 Dated: 23/01/2018

Agro Advisory Bulletin – EAST KHASI HILLS
(Period 24th – 28th January, 2018)

Weather forecast valid up to 28th January, 2018

The possibility of Rainfall is 0.0mm for the next five days. Maximum Temp: 19-21°C, Minimum Temp: 6-9°C, Cloud cover: sky will be clear to mainly clear i.e. 0-1 Okta, Maximum RH: 85-98%, Minimum RH: 36-38%, Wind speed: 3-6Kmph, Wind direction: South-Southwest.

Weekly cumulative rainfall : 0.0mm

Agro meteorological Advisories for coming 5 days

Main Crop/ Animal /Fisheries	Stage	Pest/Diseases	Agricultural Advisories
Tomato/Capsicum	Nursery raising/ Transplanting		• Nursery seed bed preparation of 1 m width and length as per convenience and 15 cm above the ground. • Beds are plough and mixed with FYM @ 4 kg/m^2 and levelled it properly. • Seed rate for open-pollinated variety is 500 g seeds/ha and hybrid is 250 g seeds/ha. **Spacing:** • Transplant tomato at 45x45cm spacing & Capsicum at 30x30cm
Pea/Lentil/Chickpea	Vegetative stage		• Stake the plants on 30th day of sowing for proper support. • Maintain proper soil moisture in the the field by irrigation.
Mustard/ Rapeseed	Vegetative growth		• Give one irrigation at flowering stage • Keep the field free from weeds.
Cabbage/Broccoli/ Cauliflower	Heading/maturity		• Maintain proper soil moisture by mulching & irrigation. • Harvest at mature stage.
Dolichos bean	Flowering/Fruiting stage		• Spray 0.5% Urea (5g/litre) to recover the plants damaged by frost. • Spray Rogor 1ml/litre water to control pests. • Maintain soil moisture by irrigation.
Khasi Mandarin	Harvesting stage		• Harvesting of ripened fruits. • Collection and discard of fallen fruits in orchards to avoid attraction of fruit fly. • Adopting the appropriate conservation techniques such as preparation of Half-moon terrace/ tree basin, contour bunds, bench terraces and half moon terraces for placement of manure and fertilizer and to reduce soil erosion/ nutrient loss during

			rainy season.
Animal Sciences			
Poultry	All stages		• As the night temperature has dropped, poultry birds (day old to 25 days old) should be provided with artificial heating through lightning of electric bulb to protect them from low temperature. • Provide vitamin B complex @ 7ml/litre in drinking water daily in broiler for healthy growth. • Litter should be change periodically and provide clean drinking water and changed the water every day. • Diseased and dead birds should be immediately removed. • Regularly inspect the dropings of the poultry birds for any diseases symptom.
		Coccidiosis	• Provide plenty of fresh and clean drinking water. • Provide coccidiostatic like **Amprolium** @ 25-65 mg/kg feed once a day as a preventive measure against coccidiosis.
		Ranikhet disease	• Vaccinate the poultry birds with **F1/ Lasota vaccine** (1 drop) at the age of 4-7 days old and 35 days old through eye and nostril.
Piggery	All stages		• Vaccinate all newly born piglets against swine fever at the age of 3 months followed by annual booster dose. • In epidemic areas, vaccinate 6 months old pigs with FMD vaccine once in a year. • Iron supplementation in piglet to prevent from piglet anaemia during 1st week of age.
		Skin infection	• Provide Ivermectin (Injection) @ 10mg/33kg body wt.
Cattle & Buffaloes	6-9 months calves	Brucellosis	• Vaccinate 6-9 months old calves with *Brucella abortus* cotton strain-19 @ 5ml subcutaneous on the neck
		Foot & Mouth Disease, Haemorrhagic Septicaemia, Black Quarter	• Undertake regular immunization of cattle & buffaloes against Foot & Mouth disease, Haemorrhagic septicaemia & Black Quarter.
Fishery			
Carps	Fingerlings	Harvesting season	Nursery ponds should be harvested and the fingerlings should be transferred to grow out ponds @ 10000 to 15000 nos. per ha.
	Pond management	Culture ponds in winter seasons	Grow out ponds should be properly cleaned from weeds and other aquatic weeds in the bank of the ponds and nearby the ponds so that the ponds can get proper Sunlight during winter season. Proper monitoring should be done to check if there is any sign of infection or disease, and if so it should be removed immediately and

		Nursery ponds preparation	treatment should be given after consulting with experts. Nursery pond preparation for common carp breeding can be initiated by draining out the ponds properly and allowing sufficient sunlight to fall on the pond bottoms.

Suggestion: Contact nearby State Agril. Staff or KVK staff for necessary help and suggestion.

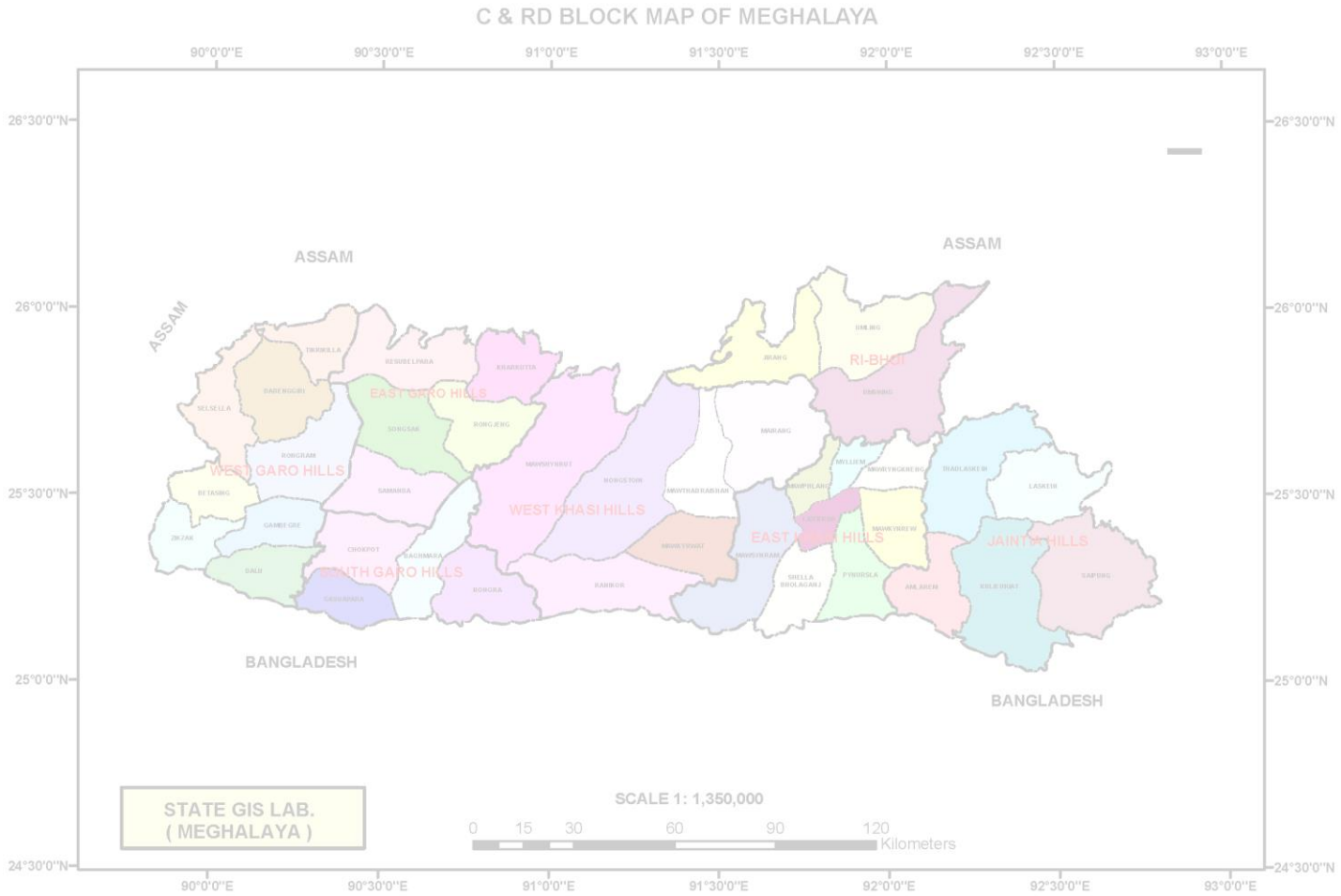

GRAMIN KRISHI MAUSAM SEWA
ICAR Research Complex for NEH Region
Umroi Road, Umiam – 793 103 Meghalaya
☎: Telephone No. : 0364 2570276 (O) Fax: 0364 2570213/Email: iaasbarapani@yahoo.in

RC (AE)/30/2011/ Bulletin/January'2018/78 Dated: 23/01/2018

Agro Advisory Bulletin – NORTH GARO HILLS
(Period 24th – 28th January, 2018)

Weather forecast valid up to 28th January, 2018

The possibility of Rainfall is 0.0mm for the next five days. Maximum Temp: 23-24°C, Minimum Temp: 11-12°C, Cloud cover: sky will be clearto mainly clear i.e. 0-1 Okta, Maximum RH: 69-94%, Minimum RH: 29-39%, Wind speed: 2-3 Kmph, Wind direction: East-Southeast.

Weekly cumulative rainfall: 0.0mm.

Agro meteorological Advisories for coming 5 days

Main Crop/ Animal /Fisheries	Stage	Pest/Diseases	Agricultural Advisories
Tomato/Capsicum	Nursery raising/ Transplanting		• Nursery seed bed preparation of 1 m width and length as per convenience and 15 cm above the ground. • Beds are plough and mixed with FYM @ 4 kg/m^2 and levelled it properly. • Seed rate for open-pollinated variety is 500 g seeds/ha and hybrid is 250 g seeds/ha. **Spacing:** • Transplant tomato at 45x45cm spacing & Capsicum at 30x30cm
Pea/Lentil/Chickpea	Vegetative stage		• Stake the plants on 30th day of sowing for proper support. • Maintain proper soil moisture in the the field by irrigation.
Mustard/ Rapeseed	Vegetative growth		• Give one irrigation at flowering stage • Keep the field free from weeds.
Cabbage/Broccoli/ Cauliflower	Heading/maturity		• Maintain proper soil moisture by mulching & irrigation. • Harvest at mature stage.
Dolichos bean	Flowering/Fruiting stage		• Spray 0.5% Urea (5g/litre) to recover the plants damaged by frost. • Spray Rogor 1ml/litre water to control pests. • Maintain soil moisture by irrigation.
Khasi Mandarin	Harvesting stage		• Harvesting of ripened fruits. • Collection and discard of fallen fruits in orchards to avoid attraction of fruit fly. • Adopting the appropriate conservation techniques such as preparation of Half-moon terrace/ tree basin, contour bunds, bench terraces and half moon terraces for placement of manure and fertilizer and to reduce soil erosion/ nutrient loss during

			rainy season.
Animal Sciences			
Poultry	All stages		• As the night temperature has dropped, poultry birds (day old to 25 days old) should be provided with artificial heating through lightning of electric bulb to protect them from low temperature. • Provide vitamin B complex @ 7ml/litre in drinking water daily in broiler for healthy growth. • Litter should be change periodically and provide clean drinking water and changed the water every day. • Diseased and dead birds should be immediately removed. • Regularly inspect the dropings of the poultry birds for any diseases symptom.
		Coccidiosis	• Provide plenty of fresh and clean drinking water. • Provide coccidiostatic like **Amprolium** @ 25-65 mg/kg feed once a day as a preventive measure against coccidiosis.
		Ranikhet disease	• Vaccinate the poultry birds with **F1/ Lasota vaccine** (1 drop) at the age of 4-7 days old and 35 days old through eye and nostril.
Piggery	All stages		• Vaccinate all newly born piglets against swine fever at the age of 3 months followed by annual booster dose. • In epidemic areas, vaccinate 6 months old pigs with FMD vaccine once in a year. • Iron supplementation in piglet to prevent from piglet anaemia during 1st week of age.
		Skin infection	• Provide Ivermectin (Injection) @ 10mg/33kg body wt.
Cattle & Buffaloes	6-9 months calves	Brucellosis	• Vaccinate 6-9 months old calves with *Brucella abortus* cotton strain-19 @ 5ml subcutaneous on the neck
		Foot & Mouth Disease, Haemorrhagic Septicaemia, Black Quarter	• Undertake regular immunization of cattle & buffaloes against Foot & Mouth disease, Haemorrhagic septicaemia & Black Quarter.
Fishery			
Carps	Fingerlings	Harvesting season	Nursery ponds should be harvested and the fingerlings should be transferred to grow out ponds @ 10000 to 15000 nos. per ha.
	Pond management	Culture ponds in winter seasons	Grow out ponds should be properly cleaned from weeds and other aquatic weeds in the bank of the ponds and nearby the ponds so that the ponds can get proper Sunlight during winter season. Proper monitoring should be done to check if there is any sign of infection or disease, and if

			so it should be removed immediately and treatment should be given after consulting with experts.
		Nursery ponds preparation	Nursery pond preparation for common carp breeding can be initiated by draining out the ponds properly and allowing sufficient sunlight to fall on the pond bottoms.

Suggestion: Contact nearby State Agril. Staff or KVK staff for necessary help and suggestion.

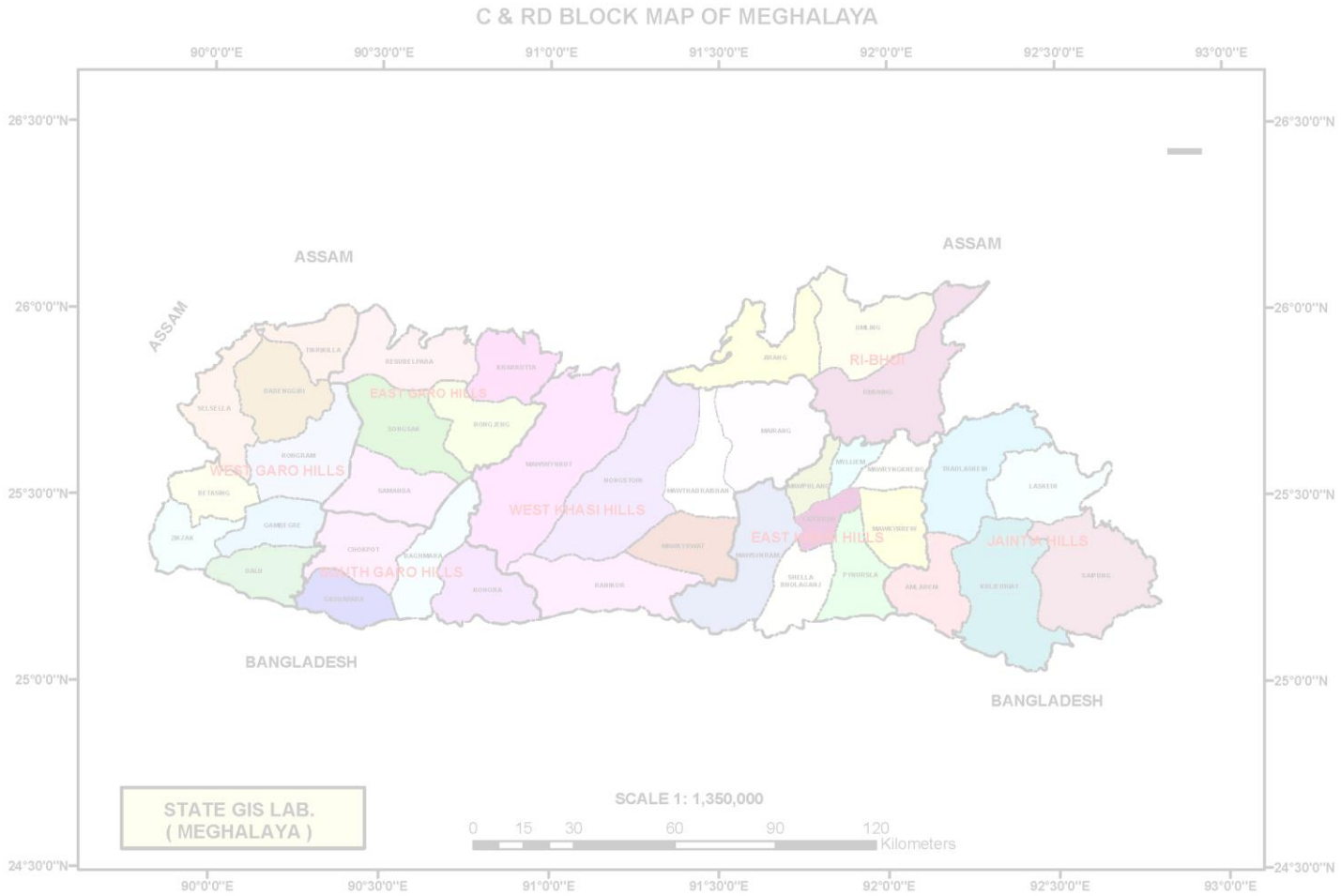

GRAMIN KRISHI MAUSAM SEWA

ICAR Research Complex for NEH Region

Umroi Road, Umiam – 793 103 Meghalaya

☎: Telephone No. : 0364 2570276 (O) Fax: 0364 2570213/Email: iaasbarapani@yahoo.in

RC (AE)/30/2011/ Bulletin/January'2018/78 Dated: 23/01/2018

Agro Advisory Bulletin – Ri-Bhoi

(Period 24th – 28th January, 2018)

Weather summery of the past four days	Weather forecast valid up to 28th January, 2018
Sky was mainly cloudy with 0.0mm of rainfall. Maximum temperatures ranged between 21.0-22.4°C and minimum ranged between 8.9 – 11.8°C. Mean relative humidity was 96-100% in morning and 33-47% in evening. Wind speed ranged between 2-3 kmph.	The possibility of Rainfall is 0.0mm for the next five days. Maximum Temp: 23.0-24.0°C, Minimum Temp: 10.0-12.0°C, Cloud cover: sky will be clear to mainly clear i.e. 0-1 Okta, Maximum RH: 74-100%, Minimum RH: 34-42%, Wind speed: 2-4 Kmph, Wind direction: Southeast-South.

Weekly cumulative rainfall : 0.0mm

Agro meteorological Advisories for coming 5 days

Main Crop/ Animal /Fisheries	Stage	Pest/Diseases	Agricultural Advisories
Tomato/Capsicum	Nursery raising/ Transplanting		• Nursery seed bed preparation of 1 m width and length as per convenience and 15 cm above the ground. • Beds are plough and mixed with FYM @ 4 kg/m^2 and levelled it properly. • Seed rate for open-pollinated variety is 500 g seeds/ha and hybrid is 250 g seeds/ha. **Spacing:** • Transplant tomato at 45x45cm spacing & Capsicum at 30x30cm
Pea/Lentil/Chickpea	Vegetative stage		• Stake the plants on 30th day of sowing for proper support. • Maintain proper soil moisture in the the field by irrigation.
Mustard/ Rapeseed	Vegetative growth		• Give one irrigation at flowering stage • Keep the field free from weeds.
Cabbage/Broccoli/ Cauliflower	Heading/maturity		• Maintain proper soil moisture by mulching & irrigation. • Harvest at mature stage.
Dolichos bean	Flowering/Fruiting stage		• Spray 0.5% Urea (5g/litre) to recover the plants damaged by frost. • Spray Rogor 1ml/litre water to control pests. • Maintain soil moisture by irrigation.
Khasi Mandarin	Harvesting stage		• Harvesting of ripened fruits. • Collection and discard of fallen fruits in orchards to avoid attraction of fruit fly. • Adopting the appropriate conservation techniques such as preparation of Half-moon terrace/ tree basin, contour bunds, bench

			terraces and half moon terraces for placement of manure and fertilizer and to reduce soil erosion/ nutrient loss during rainy season.
Animal Sciences			
Poultry	All stages		• As the night temperature has dropped, poultry birds (day old to 25 days old) should be provided with artificial heating through lightning of electric bulb to protect them from low temperature. • Provide vitamin B complex @ 7ml/litre in drinking water daily in broiler for healthy growth. • Litter should be change periodically and provide clean drinking water and changed the water every day. • Diseased and dead birds should be immediately removed. • Regularly inspect the dropings of the poultry birds for any diseases symptom.
		Coccidiosis	• Provide plenty of fresh and clean drinking water. • Provide coccidiostatic like **Amprolium** @ 25-65 mg/kg feed once a day as a preventive measure against coccidiosis.
		Ranikhet disease	• Vaccinate the poultry birds with **F1/ Lasota vaccine** (1 drop) at the age of 4-7 days old and 35 days old through eye and nostril.
Piggery	All stages		• Vaccinate all newly born piglets against swine fever at the age of 3 months followed by annual booster dose. • In epidemic areas, vaccinate 6 months old pigs with FMD vaccine once in a year. • Iron supplementation in piglet to prevent from piglet anaemia during 1st week of age.
		Skin infection	• Provide Ivermectin (Injection) @ 10mg/33kg body wt.
Cattle & Buffaloes	6-9 months calves	Brucellosis	• Vaccinate 6-9 months old calves with *Brucella abortus* cotton strain-19 @ 5ml subcutaneous on the neck
		Foot & Mouth Disease, Haemorrhagic Septicaemia, Black Quarter	• Undertake regular immunization of cattle & buffaloes against Foot & Mouth disease, Haemorrhagic septicaemia & Black Quarter.
Fishery			

Carps	Fingerlings	Harvesting season	Nursery ponds should be harvested and the fingerlings should be transferred to grow out ponds @ 10000 to 15000 nos. per ha.
	Pond management	Culture ponds in winter seasons	Grow out ponds should be properly cleaned from weeds and other aquatic weeds in the bank of the ponds and nearby the ponds so that the ponds can get proper Sunlight during winter season. Proper monitoring should be done to check if there is any sign of infection or disease, and if so it should be removed immediately and treatment should be given after consulting with experts.
		Nursery ponds preparation	Nursery pond preparation for common carp breeding can be initiated by draining out the ponds properly and allowing sufficient sunlight to fall on the pond bottoms.

Suggestion: Contact nearby State Agril. Staff or KVK staff for necessary help and suggestion.

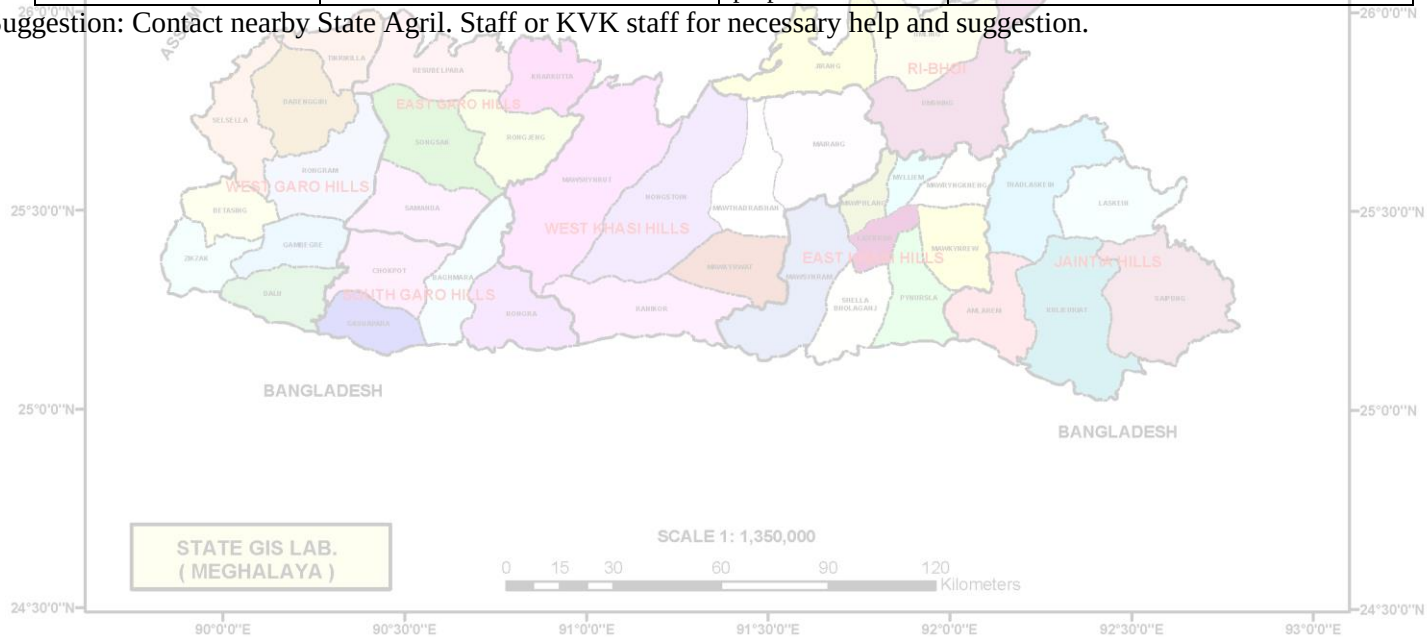

GRAMIN KRISHI MAUSAM SEWA
ICAR Research Complex for NEH Region
Umroi Road, Umiam – 793 103 Meghalaya
☎: Telephone No. : 0364 2570276 (O) Fax: 0364 2570213/Email: iaasbarapani@yahoo.in

RC (AE)/30/2011/ Bulletin/January'2018/78 Dated: 23/01/2018

Agro Advisory Bulletin – SOUTH GARO HILLS
(Period 24th – 28th January, 2018)

Weather forecast valid up to 28th January, 2018

The possibility of Rainfall is 0.0mm for the next five days. Maximum Temp: 24-25°C, Minimum Temp: 10-12°C, Cloud cover: sky will be clear to mainly clear i.e. 0-1 Okta, Maximum RH: 72-92%, Minimum RH: 27-38%, Wind speed: 2-4 Kmph, Wind direction: Northeast-Southeast.

Weekly cumulative rainfall : 0.0mm

Agro meteorological Advisories for coming 5 days

Main Crop/ Animal /Fisheries	Stage	Pest/Diseases	Agricultural Advisories
Tomato/Capsicum	Nursery raising/ Transplanting		• Nursery seed bed preparation of 1 m width and length as per convenience and 15 cm above the ground. • Beds are plough and mixed with FYM @ 4 kg/m^2 and levelled it properly. • Seed rate for open-pollinated variety is 500 g seeds/ha and hybrid is 250 g seeds/ha. **Spacing:** • Transplant tomato at 45x45cm spacing & Capsicum at 30x30cm
Pea/Lentil/Chickpea	Vegetative stage		• Stake the plants on 30th day of sowing for proper support. • Maintain proper soil moisture in the the field by irrigation.
Mustard/ Rapeseed	Vegetative growth		• Give one irrigation at flowering stage • Keep the field free from weeds.
Cabbage/Broccoli/ Cauliflower	Heading/maturity		• Maintain proper soil moisture by mulching & irrigation. • Harvest at mature stage.
Dolichos bean	Flowering/Fruiting stage		• Spray 0.5% Urea (5g/litre) to recover the plants damaged by frost. • Spray Rogor 1ml/litre water to control pests. • Maintain soil moisture by irrigation.
Khasi Mandarin	Harvesting stage		• Harvesting of ripened fruits. • Collection and discard of fallen fruits in orchards to avoid attraction of fruit fly. • Adopting the appropriate conservation techniques such as preparation of Half-moon terrace/ tree basin, contour bunds, bench terraces and half moon terraces for placement of manure and fertilizer and to reduce soil erosion/ nutrient loss during

			rainy season.
Animal Sciences			
Poultry	All stages		• As the night temperature has dropped, poultry birds (day old to 25 days old) should be provided with artificial heating through lightning of electric bulb to protect them from low temperature. • Provide vitamin B complex @ 7ml/litre in drinking water daily in broiler for healthy growth. • Litter should be change periodically and provide clean drinking water and changed the water every day. • Diseased and dead birds should be immediately removed. • Regularly inspect the dropings of the poultry birds for any diseases symptom.
		Coccidiosis	• Provide plenty of fresh and clean drinking water. • Provide coccidiostatic like **Amprolium** @ 25-65 mg/kg feed once a day as a preventive measure against coccidiosis.
		Ranikhet disease	• Vaccinate the poultry birds with **F1/ Lasota vaccine** (1 drop) at the age of 4-7 days old and 35 days old through eye and nostril.
Piggery	All stages		• Vaccinate all newly born piglets against swine fever at the age of 3 months followed by annual booster dose. • In epidemic areas, vaccinate 6 months old pigs with FMD vaccine once in a year. • Iron supplementation in piglet to prevent from piglet anaemia during 1st week of age.
		Skin infection	• Provide Ivermectin (Injection) @ 10mg/33kg body wt.
Cattle & Buffaloes	6-9 months calves	Brucellosis	• Vaccinate 6-9 months old calves with *Brucella abortus* cotton strain-19 @ 5ml subcutaneous on the neck
		Foot & Mouth Disease, Haemorrhagic Septicaemia, Black Quarter	• Undertake regular immunization of cattle & buffaloes against Foot & Mouth disease, Haemorrhagic septicaemia & Black Quarter.
Fishery			
Carps	Fingerlings	Harvesting season	Nursery ponds should be harvested and the fingerlings should be transferred to grow out ponds @ 10000 to 15000 nos. per ha.
	Pond management	Culture ponds in winter seasons	Grow out ponds should be properly cleaned from weeds and other aquatic weeds in the bank of the ponds and nearby the ponds so that the ponds can get proper Sunlight during winter season. Proper monitoring should be done to check if there is any sign of infection or disease, and if so it should be removed immediately and

			treatment should be given after consulting with experts.
		Nursery ponds preparation	Nursery pond preparation for common carp breeding can be initiated by draining out the ponds properly and allowing sufficient sunlight to fall on the pond bottoms.

Suggestion: Contact nearby State Agril. Staff or KVK staff for necessary help and suggestion.

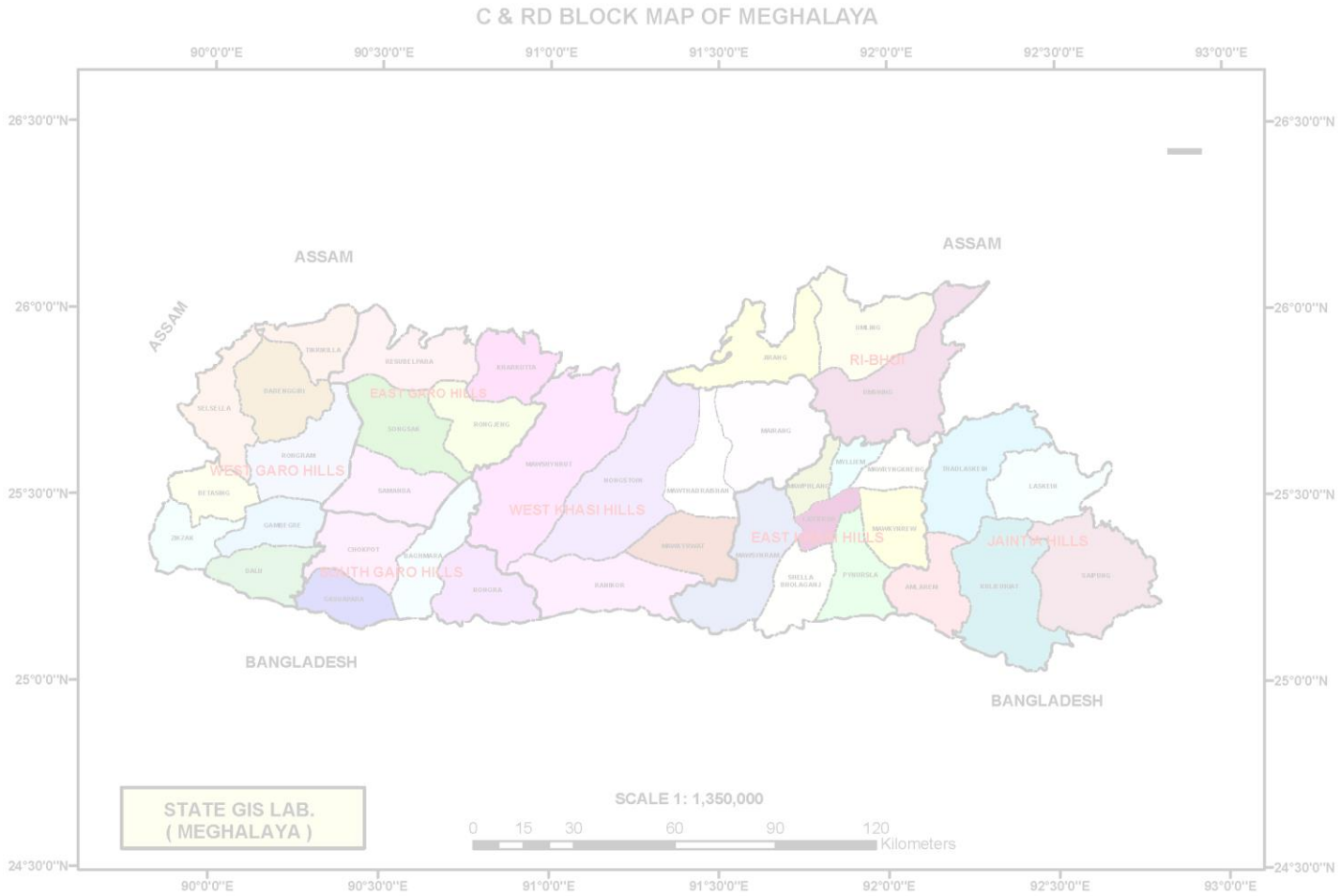

GRAMIN KRISHI MAUSAM SEWA
ICAR Research Complex for NEH Region
Umroi Road, Umiam – 793 103 Meghalaya
☎: Telephone No. : 0364 2570276 (O) Fax: 0364 2570213/Email: iaasbarapani@yahoo.in

RC (AE)/30/2011/ Bulletin/January'2018/78 Dated: 23/01/2018

Agro Advisory Bulletin – SOUTH WEST GARO HILLS
(Period 24th – 28th January, 2018)

Weather forecast valid up to 28th January, 2018

The possibility of Rainfall is 0.0mm for the next five days. Maximum Temp: 24-25°C, Minimum Temp: 9-11°C, Cloud cover: sky will be clear i.e. 0 Okta, Maximum RH: 62-75%, Minimum RH: 29-37%, Wind speed: 4-6 Kmph, Wind direction: Northeast-East.

Weekly cumulative rainfall : 0.0mm

Agro meteorological Advisories for coming 5 days

Main Crop/ Animal /Fisheries	Stage	Pest/Diseases	Agricultural Advisories
Tomato/Capsicum	Nursery raising/ Transplanting		• Nursery seed bed preparation of 1 m width and length as per convenience and 15 cm above the ground. • Beds are plough and mixed with FYM @ 4 kg/m^2 and levelled it properly. • Seed rate for open-pollinated variety is 500 g seeds/ha and hybrid is 250 g seeds/ha. **Spacing:** • Transplant tomato at 45x45cm spacing & Capsicum at 30x30cm
Pea/Lentil/Chickpea	Vegetative stage		• Stake the plants on 30th day of sowing for proper support. • Maintain proper soil moisture in the the field by irrigation.
Mustard/ Rapeseed	Vegetative growth		• Give one irrigation at flowering stage • Keep the field free from weeds.
Cabbage/Broccoli/ Cauliflower	Heading/maturity		• Maintain proper soil moisture by mulching & irrigation. • Harvest at mature stage.
Dolichos bean	Flowering/Fruiting stage		• Spray 0.5% Urea (5g/litre) to recover the plants damaged by frost. • Spray Rogor 1ml/litre water to control pests. • Maintain soil moisture by irrigation.
Khasi Mandarin	Harvesting stage		• Harvesting of ripened fruits. • Collection and discard of fallen fruits in orchards to avoid attraction of fruit fly. • Adopting the appropriate conservation techniques such as preparation of Half-moon terrace/ tree basin, contour bunds,

			bench terraces and half moon terraces for placement of manure and fertilizer and to reduce soil erosion/ nutrient loss during rainy season.
Animal Sciences			
Poultry	All stages		• As the night temperature has dropped, poultry birds (day old to 25 days old) should be provided with artificial heating through lightning of electric bulb to protect them from low temperature. • Provide vitamin B complex @ 7ml/litre in drinking water daily in broiler for healthy growth. • Litter should be change periodically and provide clean drinking water and changed the water every day. • Diseased and dead birds should be immediately removed. • Regularly inspect the dropings of the poultry birds for any diseases symptom.
		Coccidiosis	• Provide plenty of fresh and clean drinking water. • Provide coccidiostatic like **Amprolium** @ 25-65 mg/kg feed once a day as a preventive measure against coccidiosis.
		Ranikhet disease	• Vaccinate the poultry birds with **F1/ Lasota vaccine** (1 drop) at the age of 4-7 days old and 35 days old through eye and nostril.
Piggery	All stages		• Vaccinate all newly born piglets against swine fever at the age of 3 months followed by annual booster dose. • In epidemic areas, vaccinate 6 months old pigs with FMD vaccine once in a year. • Iron supplementation in piglet to prevent from piglet anaemia during 1st week of age.
		Skin infection	• Provide Ivermectin (Injection) @ 10mg/33kg body wt.
Cattle & Buffaloes	6-9 months calves	Brucellosis	• Vaccinate 6-9 months old calves with *Brucella abortus* cotton strain-19 @ 5ml subcutaneous on the neck
		Foot & Mouth Disease, Haemorrhagic Septicaemia, Black Quarter	• Undertake regular immunization of cattle & buffaloes against Foot & Mouth disease, Haemorrhagic septicaemia & Black Quarter.
Fishery			
Carps	Fingerlings	Harvesting season	Nursery ponds should be harvested and the fingerlings should be transferred to grow out ponds @ 10000 to 15000 nos. per ha.
	Pond management	Culture ponds in winter seasons	Grow out ponds should be properly cleaned from weeds and other aquatic weeds in the bank of the ponds and nearby the ponds so that the ponds can get proper Sunlight during winter season.

			Proper monitoring should be done to check if there is any sign of infection or disease, and if so it should be removed immediately and treatment should be given after consulting with experts.
		Nursery ponds preparation	Nursery pond preparation for common carp breeding can be initiated by draining out the ponds properly and allowing sufficient sunlight to fall on the pond bottoms.

Suggestion: Contact nearby State Agril. Staff or KVK staff for necessary help and suggestion.

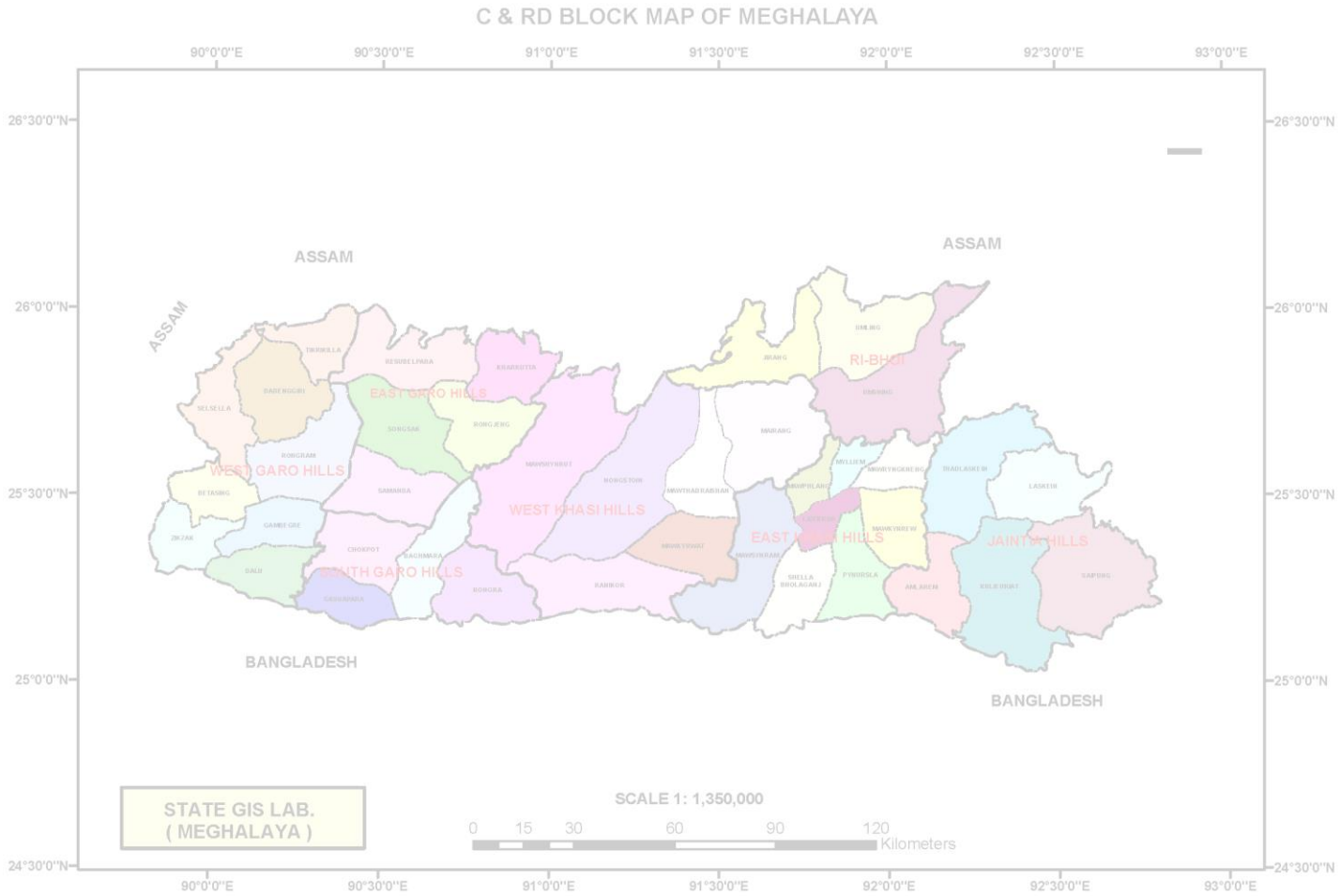

GRAMIN KRISHI MAUSAM SEWA
ICAR Research Complex for NEH Region
Umroi Road, Umiam – 793 103 Meghalaya
☎: Telephone No. : 0364 2570276 (O) Fax: 0364 2570213/Email: iaasbarapani@yahoo.in

RC (AE)/30/2011/ Bulletin/January'2018/78 Dated: 23/01/2018

Agro Advisory Bulletin – SOUTH WEST KHASI HILLS
(Period 24th – 28th January, 2018)

Weather forecast valid up to 28th January, 2018

The possibility of Rainfall is 0.0mm for the next five days. Maximum Temp: 19-22°C, Minimum Temp: 7-8°C, Cloud cover: sky will be clear i.e. 0 Okta, Maximum RH: 64-88%, Minimum RH: 28-33%, Wind speed: 5-6 Kmph, Wind direction: Northeast-Southeast.

Weekly cumulative rainfall : 0.0mm

Agro meteorological Advisories for coming 5 days

Main Crop/ Animal /Fisheries	Stage	Pest/Diseases	Agricultural Advisories
Tomato/Capsicum	Nursery raising/ Transplanting		• Nursery seed bed preparation of 1 m width and length as per convenience and 15 cm above the ground. • Beds are plough and mixed with FYM @ 4 kg/m^2 and levelled it properly. • Seed rate for open-pollinated variety is 500 g seeds/ha and hybrid is 250 g seeds/ha. **Spacing:** • Transplant tomato at 45x45cm spacing & Capsicum at 30x30cm
Pea/Lentil/Chickpea	Vegetative stage		• Stake the plants on 30th day of sowing for proper support. • Maintain proper soil moisture in the the field by irrigation.
Mustard/ Rapeseed	Vegetative growth		• Give one irrigation at flowering stage • Keep the field free from weeds.
Cabbage/Broccoli/ Cauliflower	Heading/maturity		• Maintain proper soil moisture by mulching & irrigation. • Harvest at mature stage.
Dolichos bean	Flowering/Fruiting stage		• Spray 0.5% Urea (5g/litre) to recover the plants damaged by frost. • Spray Rogor 1ml/litre water to control pests. • Maintain soil moisture by irrigation.
Khasi Mandarin	Harvesting stage		• Harvesting of ripened fruits. • Collection and discard of fallen fruits in orchards to avoid attraction of fruit fly. • Adopting the appropriate conservation techniques such as preparation of Half-moon terrace/ tree basin, contour bunds, bench terraces and half moon terraces for placement of manure and fertilizer and to reduce soil erosion/ nutrient loss during

			rainy season.
Animal Sciences			
Poultry	All stages		• As the night temperature has dropped, poultry birds (day old to 25 days old) should be provided with artificial heating through lightning of electric bulb to protect them from low temperature. • Provide vitamin B complex @ 7ml/litre in drinking water daily in broiler for healthy growth. • Litter should be change periodically and provide clean drinking water and changed the water every day. • Diseased and dead birds should be immediately removed. • Regularly inspect the dropings of the poultry birds for any diseases symptom.
		Coccidiosis	• Provide plenty of fresh and clean drinking water. • Provide coccidiostatic like **Amprolium** @ 25-65 mg/kg feed once a day as a preventive measure against coccidiosis.
		Ranikhet disease	• Vaccinate the poultry birds with **F1/ Lasota vaccine** (1 drop) at the age of 4-7 days old and 35 days old through eye and nostril.
Piggery	All stages		• Vaccinate all newly born piglets against swine fever at the age of 3 months followed by annual booster dose. • In epidemic areas, vaccinate 6 months old pigs with FMD vaccine once in a year. • Iron supplementation in piglet to prevent from piglet anaemia during 1st week of age.
		Skin infection	• Provide Ivermectin (Injection) @ 10mg/33kg body wt.
Cattle & Buffaloes	6-9 months calves	Brucellosis	• Vaccinate 6-9 months old calves with *Brucella abortus* cotton strain-19 @ 5ml subcutaneous on the neck
		Foot & Mouth Disease, Haemorrhagic Septicaemia, Black Quarter	• Undertake regular immunization of cattle & buffaloes against Foot & Mouth disease, Haemorrhagic septicaemia & Black Quarter.
Fishery			
Carps	Fingerlings	Harvesting season	Nursery ponds should be harvested and the fingerlings should be transferred to grow out ponds @ 10000 to 15000 nos. per ha.
	Pond management	Culture ponds in winter seasons	Grow out ponds should be properly cleaned from weeds and other aquatic weeds in the bank of the ponds and nearby the ponds so that the ponds can get proper Sunlight during winter season. Proper monitoring should be done to check if there is any sign of infection or disease, and if so it should be removed immediately and

			treatment should be given after consulting with experts.
		Nursery ponds preparation	Nursery pond preparation for common carp breeding can be initiated by draining out the ponds properly and allowing sufficient sunlight to fall on the pond bottoms.

Suggestion: Contact nearby State Agril. Staff or KVK staff for necessary help and suggestion.

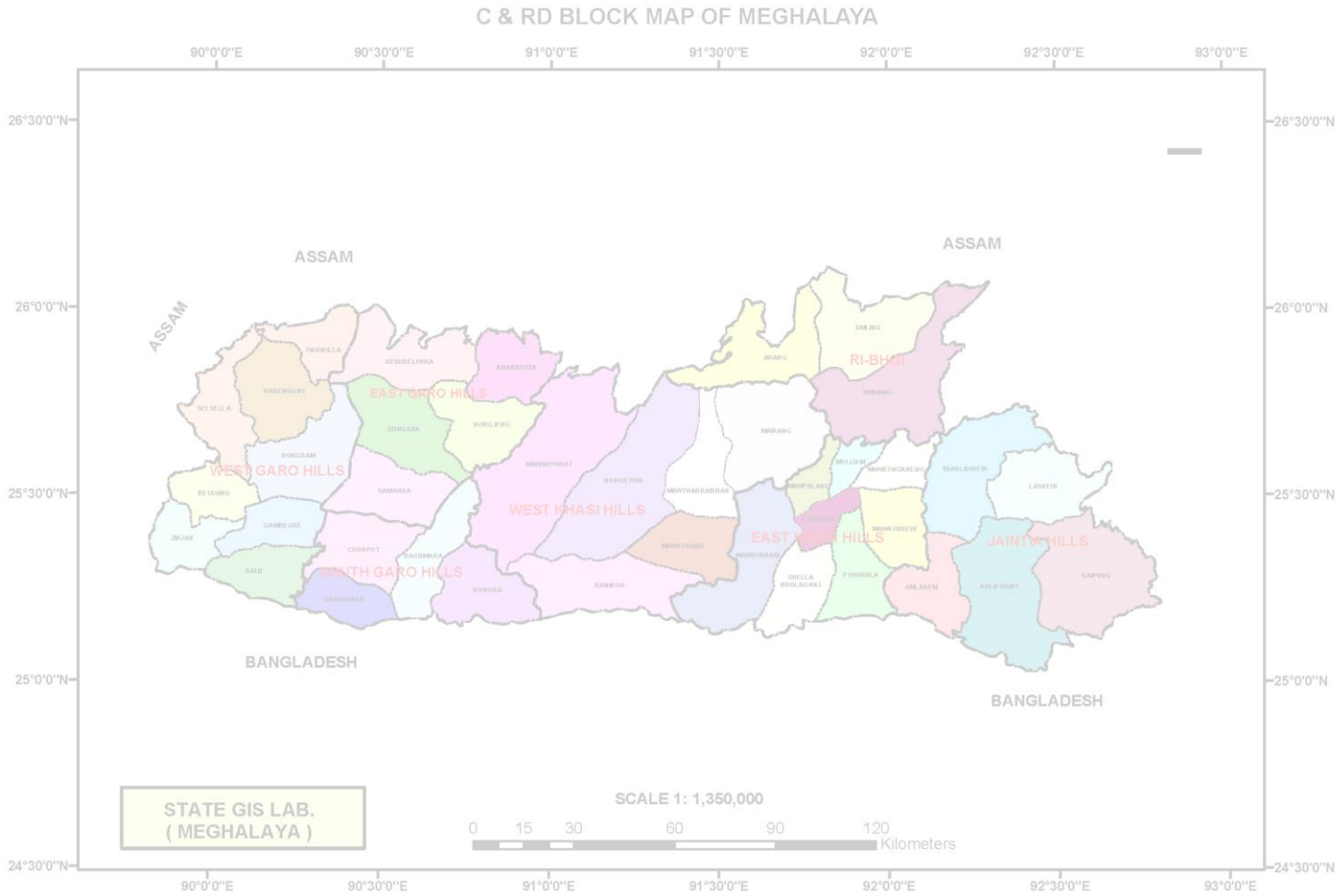

GRAMIN KRISHI MAUSAM SEWA
ICAR Research Complex for NEH Region
Umroi Road, Umiam – 793 103 Meghalaya
☎: Telephone No. : 0364 2570276 (O) Fax: 0364 2570213/Email: iaasbarapani@yahoo.in

RC (AE)/30/2011/ Bulletin/January'2018/78 Dated: 23/01/2018

Agro Advisory Bulletin – WEST GARO HILLS
(Period 24th – 28th January, 2018)

Weather forecast valid up to 28th January, 2018

The possibility of Rainfall is 0.0mm for the next five days. Maximum Temp: 23-24°C, Minimum Temp: 9-12°C, Cloud cover: sky will be clear to mainly clear i.e. 0-1 Okta, Maximum RH: 57-81%, Minimum RH: 26-34%, Wind speed: 3-6 Kmph, Wind direction: East-Southeast.

Weekly cumulative rainfall : 0.0mm

Agro meteorological Advisories for coming 5 days

Main Crop/ Animal /Fisheries	Stage	Pest/Diseases	Agricultural Advisories
Tomato/Capsicum	Nursery raising/ Transplanting		• Nursery seed bed preparation of 1 m width and length as per convenience and 15 cm above the ground. • Beds are plough and mixed with FYM @ 4 kg/m^2 and levelled it properly. • Seed rate for open-pollinated variety is 500 g seeds/ha and hybrid is 250 g seeds/ha. **Spacing:** • Transplant tomato at 45x45cm spacing & Capsicum at 30x30cm
Pea/Lentil/Chickpea	Vegetative stage		• Stake the plants on 30th day of sowing for proper support. • Maintain proper soil moisture in the the field by irrigation.
Mustard/ Rapeseed	Vegetative growth		• Give one irrigation at flowering stage • Keep the field free from weeds.
Cabbage/Broccoli/ Cauliflower	Heading/maturity		• Maintain proper soil moisture by mulching & irrigation. • Harvest at mature stage.
Dolichos bean	Flowering/Fruiting stage		• Spray 0.5% Urea (5g/litre) to recover the plants damaged by frost. • Spray Rogor 1ml/litre water to control pests. • Maintain soil moisture by irrigation.
Khasi Mandarin	Harvesting stage		• Harvesting of ripened fruits. • Collection and discard of fallen fruits in orchards to avoid attraction of fruit fly. • Adopting the appropriate conservation techniques such as preparation of Half-moon terrace/ tree basin, contour bunds, bench terraces and half moon terraces for placement of manure and fertilizer and to reduce soil erosion/ nutrient loss during

			rainy season.
Animal Sciences			
Poultry	All stages		• As the night temperature has dropped, poultry birds (day old to 25 days old) should be provided with artificial heating through lightning of electric bulb to protect them from low temperature. • Provide vitamin B complex @ 7ml/litre in drinking water daily in broiler for healthy growth. • Litter should be change periodically and provide clean drinking water and changed the water every day. • Diseased and dead birds should be immediately removed. • Regularly inspect the dropings of the poultry birds for any diseases symptom.
		Coccidiosis	• Provide plenty of fresh and clean drinking water. • Provide coccidiostatic like **Amprolium** @ 25-65 mg/kg feed once a day as a preventive measure against coccidiosis.
		Ranikhet disease	• Vaccinate the poultry birds with **F1/ Lasota vaccine** (1 drop) at the age of 4-7 days old and 35 days old through eye and nostril.
Piggery	All stages		• Vaccinate all newly born piglets against swine fever at the age of 3 months followed by annual booster dose. • In epidemic areas, vaccinate 6 months old pigs with FMD vaccine once in a year. • Iron supplementation in piglet to prevent from piglet anaemia during 1st week of age.
		Skin infection	• Provide Ivermectin (Injection) @ 10mg/33kg body wt.
Cattle & Buffaloes	6-9 months calves	Brucellosis	• Vaccinate 6-9 months old calves with *Brucella abortus* cotton strain-19 @ 5ml subcutaneous on the neck
		Foot & Mouth Disease, Haemorrhagic Septicaemia, Black Quarter	• Undertake regular immunization of cattle & buffaloes against Foot & Mouth disease, Haemorrhagic septicaemia & Black Quarter.
Fishery			
Carps	Fingerlings	Harvesting season	Nursery ponds should be harvested and the fingerlings should be transferred to grow out ponds @ 10000 to 15000 nos. per ha.
	Pond management	Culture ponds in winter seasons	Grow out ponds should be properly cleaned from weeds and other aquatic weeds in the bank of the ponds and nearby the ponds so that the ponds can get proper Sunlight during winter season. Proper monitoring should be done to check if there is any sign of infection or disease, and if so it should be removed immediately and

			treatment should be given after consulting with experts.
		Nursery ponds preparation	Nursery pond preparation for common carp breeding can be initiated by draining out the ponds properly and allowing sufficient sunlight to fall on the pond bottoms.

Suggestion: Contact nearby State Agril. Staff or KVK staff for necessary help and suggestion.

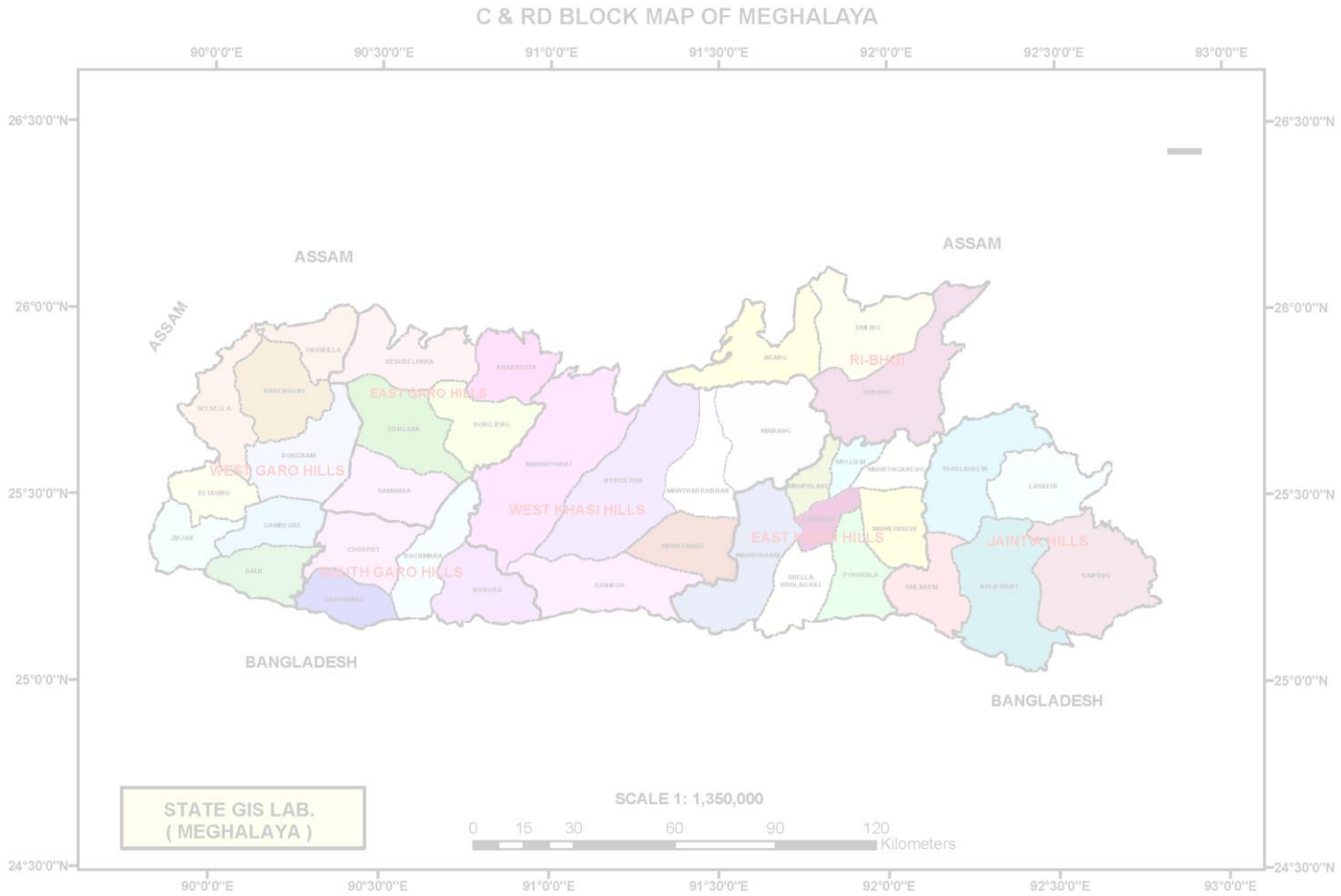

GRAMIN KRISHI MAUSAM SEWA
ICAR Research Complex for NEH Region
Umroi Road, Umiam – 793 103 Meghalaya
☎: Telephone No. : 0364 2570276 (O) Fax: 0364 2570213/Email: iaasbarapani@yahoo.in

RC (AE)/30/2011/ Bulletin/January'2018/78 Dated: 23/01/2018

Agro Advisory Bulletin – WEST JAINTIA HILLS
(Period 24th – 28th January, 2018)

Weather forecast valid up to 28th January, 2018

The possibility of Rainfall is 0.0mm for the next five days. Maximum Temp: 23-24°C, Minimum Temp: 10-11°C, Cloud cover: sky will be clear to mainly clear i.e. 0-1 Okta, Maximum RH: 90-99%, Minimum RH: 35-39%, Wind speed: 3-4 Kmph, Wind direction: Southeast-Southwest.

Weekly cumulative rainfall : 0.0mm

Agro meteorological Advisories for coming 5 days

Main Crop/ Animal /Fisheries	Stage	Pest/Diseases	Agricultural Advisories
Tomato/Capsicum	Nursery raising/ Transplanting		• Nursery seed bed preparation of 1 m width and length as per convenience and 15 cm above the ground. • Beds are plough and mixed with FYM @ 4 kg/m^2 and levelled it properly. • Seed rate for open-pollinated variety is 500 g seeds/ha and hybrid is 250 g seeds/ha. **Spacing:** • Transplant tomato at 45x45cm spacing & Capsicum at 30x30cm
Pea/Lentil/Chickpea	Vegetative stage		• Stake the plants on 30th day of sowing for proper support. • Maintain proper soil moisture in the the field by irrigation.
Mustard/ Rapeseed	Vegetative growth		• Give one irrigation at flowering stage • Keep the field free from weeds.
Cabbage/Broccoli/ Cauliflower	Heading/maturity		• Maintain proper soil moisture by mulching & irrigation. • Harvest at mature stage.
Dolichos bean	Flowering/Fruiting stage		• Spray 0.5% Urea (5g/litre) to recover the plants damaged by frost. • Spray Rogor 1ml/litre water to control pests. • Maintain soil moisture by irrigation.
Khasi Mandarin	Harvesting stage		• Harvesting of ripened fruits. • Collection and discard of fallen fruits in orchards to avoid attraction of fruit fly. • Adopting the appropriate conservation techniques such as preparation of Half-moon terrace/ tree basin, contour bunds, bench terraces and half moon terraces for placement of manure and fertilizer and to reduce soil erosion/ nutrient loss during

			rainy season.
Animal Sciences			
Poultry	All stages		• As the night temperature has dropped, poultry birds (day old to 25 days old) should be provided with artificial heating through lightning of electric bulb to protect them from low temperature. • Provide vitamin B complex @ 7ml/litre in drinking water daily in broiler for healthy growth. • Litter should be change periodically and provide clean drinking water and changed the water every day. • Diseased and dead birds should be immediately removed. • Regularly inspect the dropings of the poultry birds for any diseases symptom.
		Coccidiosis	• Provide plenty of fresh and clean drinking water. • Provide coccidiostatic like **Amprolium** @ 25-65 mg/kg feed once a day as a preventive measure against coccidiosis.
		Ranikhet disease	• Vaccinate the poultry birds with **F1/ Lasota vaccine** (1 drop) at the age of 4-7 days old and 35 days old through eye and nostril.
Piggery	All stages		• Vaccinate all newly born piglets against swine fever at the age of 3 months followed by annual booster dose. • In epidemic areas, vaccinate 6 months old pigs with FMD vaccine once in a year. • Iron supplementation in piglet to prevent from piglet anaemia during 1st week of age.
		Skin infection	• Provide Ivermectin (Injection) @ 10mg/33kg body wt.
Cattle & Buffaloes	6-9 months calves	Brucellosis	• Vaccinate 6-9 months old calves with *Brucella abortus* cotton strain-19 @ 5ml subcutaneous on the neck
		Foot & Mouth Disease, Haemorrhagic Septicaemia, Black Quarter	• Undertake regular immunization of cattle & buffaloes against Foot & Mouth disease, Haemorrhagic septicaemia & Black Quarter.
Fishery			
Carps	Fingerlings	Harvesting season	Nursery ponds should be harvested and the fingerlings should be transferred to grow out ponds @ 10000 to 15000 nos. per ha.
	Pond management	Culture ponds in winter seasons	Grow out ponds should be properly cleaned from weeds and other aquatic weeds in the bank of the ponds and nearby the ponds so that the ponds can get proper Sunlight during winter season. Proper monitoring should be done to check if there is any sign of infection or disease, and if so it should be removed immediately and

			treatment should be given after consulting with experts.
		Nursery ponds preparation	Nursery pond preparation for common carp breeding can be initiated by draining out the ponds properly and allowing sufficient sunlight to fall on the pond bottoms.

Suggestion: Contact nearby State Agril. Staff or KVK staff for necessary help and suggestion.

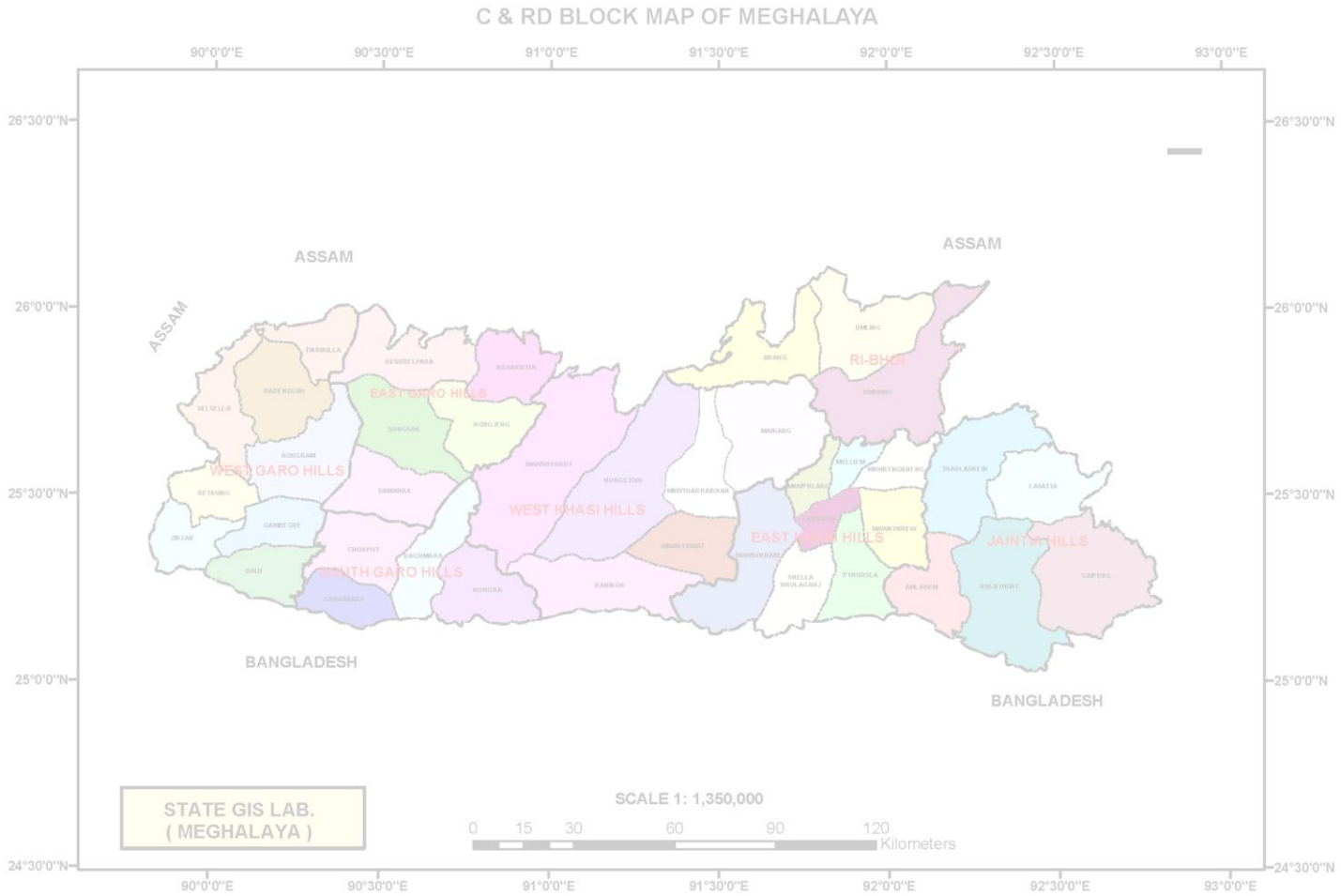

GRAMIN KRISHI MAUSAM SEWA
ICAR Research Complex for NEH Region
Umroi Road, Umiam – 793 103 Meghalaya
☎: Telephone No. : 0364 2570276 (O) Fax: 0364 2570213/Email: iaasbarapani@yahoo.in

RC (AE)/30/2011/ Bulletin/January'2018/78 Dated: 23/01/2018

Agro Advisory Bulletin – WEST KHASI HILLS
(Period 24th – 28th January, 2018)

Weather forecast valid up to 28th January, 2018

The possibility of Rainfall is 0.0mm for the next five days. Maximum Temp: 21-23°C, Minimum Temp: 8-10°C, Cloud cover: sky will be clear to mainly clear i.e. 0-1 Okta, Maximum RH: 76-100%, Minimum RH: 35-46%, Wind speed: 3-4 Kmph, Wind direction: Southeast-South.

Weekly cumulative rainfall : 0.0mm

Agro meteorological Advisories for coming 5 days

Main Crop/ Animal /Fisheries	Stage	Pest/Diseases	Agricultural Advisories
Tomato/Capsicum	Nursery raising/ Transplanting		• Nursery seed bed preparation of 1 m width and length as per convenience and 15 cm above the ground. • Beds are plough and mixed with FYM @ 4 kg/m^2 and levelled it properly. • Seed rate for open-pollinated variety is 500 g seeds/ha and hybrid is 250 g seeds/ha. **Spacing:** • Transplant tomato at 45x45cm spacing & Capsicum at 30x30cm
Pea/Lentil/Chickpea	Vegetative stage		• Stake the plants on 30th day of sowing for proper support. • Maintain proper soil moisture in the the field by irrigation.
Mustard/ Rapeseed	Vegetative growth		• Give one irrigation at flowering stage • Keep the field free from weeds.
Cabbage/Broccoli/ Cauliflower	Heading/maturity		• Maintain proper soil moisture by mulching & irrigation. • Harvest at mature stage.
Dolichos bean	Flowering/Fruiting stage		• Spray 0.5% Urea (5g/litre) to recover the plants damaged by frost. • Spray Rogor 1ml/litre water to control pests. • Maintain soil moisture by irrigation.
Khasi Mandarin	Harvesting stage		• Harvesting of ripened fruits. • Collection and discard of fallen fruits in orchards to avoid attraction of fruit fly. • Adopting the appropriate conservation techniques such as preparation of Half-moon terrace/ tree basin, contour bunds, bench terraces and half moon terraces for placement of manure and fertilizer and to reduce soil erosion/ nutrient loss during

			rainy season.
Animal Sciences			
Poultry	All stages		• As the night temperature has dropped, poultry birds (day old to 25 days old) should be provided with artificial heating through lightning of electric bulb to protect them from low temperature. • Provide vitamin B complex @ 7ml/litre in drinking water daily in broiler for healthy growth. • Litter should be change periodically and provide clean drinking water and changed the water every day. • Diseased and dead birds should be immediately removed. • Regularly inspect the dropings of the poultry birds for any diseases symptom.
		Coccidiosis	• Provide plenty of fresh and clean drinking water. • Provide coccidiostatic like **Amprolium** @ 25-65 mg/kg feed once a day as a preventive measure against coccidiosis.
		Ranikhet disease	• Vaccinate the poultry birds with **F1/ Lasota vaccine** (1 drop) at the age of 4-7 days old and 35 days old through eye and nostril.
Piggery	All stages		• Vaccinate all newly born piglets against swine fever at the age of 3 months followed by annual booster dose. • In epidemic areas, vaccinate 6 months old pigs with FMD vaccine once in a year. • Iron supplementation in piglet to prevent from piglet anaemia during 1st week of age.
		Skin infection	• Provide Ivermectin (Injection) @ 10mg/33kg body wt.
Cattle & Buffaloes	6-9 months calves	Brucellosis	• Vaccinate 6-9 months old calves with *Brucella abortus* cotton strain-19 @ 5ml subcutaneous on the neck
		Foot & Mouth Disease, Haemorrhagic Septicaemia, Black Quarter	• Undertake regular immunization of cattle & buffaloes against Foot & Mouth disease, Haemorrhagic septicaemia & Black Quarter.
Fishery			
Carps	Fingerlings	Harvesting season	Nursery ponds should be harvested and the fingerlings should be transferred to grow out ponds @ 10000 to 15000 nos. per ha.
	Pond management	Culture ponds in winter seasons	Grow out ponds should be properly cleaned from weeds and other aquatic weeds in the bank of the ponds and nearby the ponds so that the ponds can get proper Sunlight during winter season. Proper monitoring should be done to check if there is any sign of infection or disease, and if so it should be removed immediately and

			treatment should be given after consulting with experts.
		Nursery ponds preparation	Nursery pond preparation for common carp breeding can be initiated by draining out the ponds properly and allowing sufficient sunlight to fall on the pond bottoms.
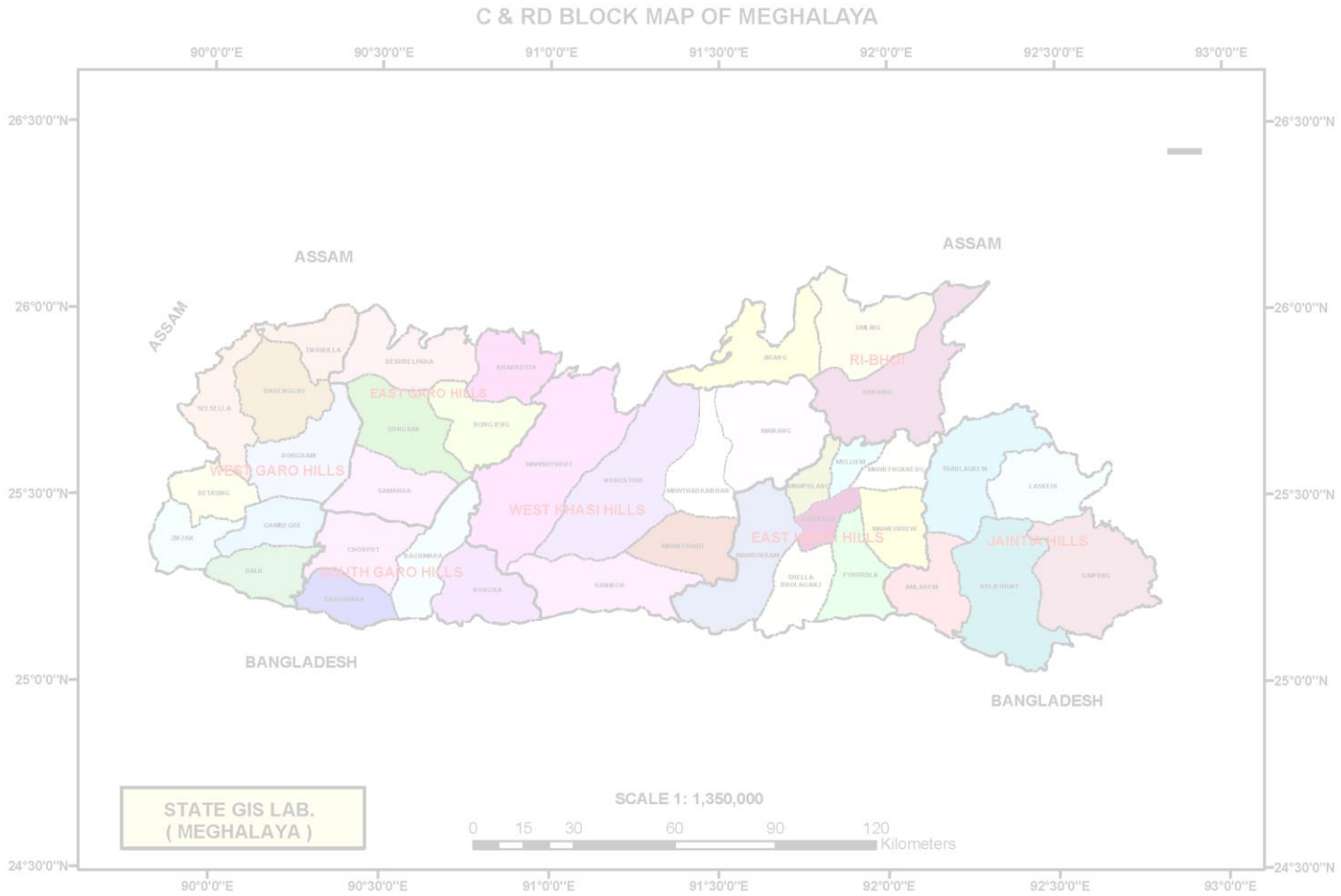
Suggestion: Contact nearby State Agril. Staff or KVK staff for necessary help and suggestion.