GRAMIN KRISHI MAUSAM SEWA

ICAR Research Complex for NEH Region

Umroi Road, Umiam – 793 103 Meghalaya

☎: Telephone No. : 0364 2570276 (O) Fax: 0364 2570213/Email: iaasbarapani@yahoo.in

RC (AE)/30/2011/ Bulletin/January'2015/81 Dated: 13/01/2015

Agro Advisory Bulletin – Jaintia Hills

(Period 14th – 18th Jan, 2015)

Weather summery of the past four days (9th to 12th Jan, 2015)	Weather forecast valid up to 18th Jan, 2015
Sky was clear to mainly clear with no rain. Maximum temperatures ranged between 20.2-21.3°C and minimum ranged between 5.3-7.2°C. Mean relative humidity was 88-90% in morning and 49-57% in evening. Wind speed ranged between 2.1-2.6 kmph.	There is possibility of no rain in the next five days. Sky may be clear to partly cloudy with a maximum and minimum temperature of 22°C & 6-7°C respectively. The expected relative humidity will be 67-73% (maximum) & 25-31% (minimum). Wind direction will be 51-57Degree at a speed of 6-7 kmph during the next five days.

Weekly cumulative rainfall :0.0mm

Agro meteorological Advisories for coming 5 days

Main Crop/ Animal /Fisheries	Stage	Pest/Diseases	Agricultural Advisories
Boro Rice	Nursery preparation		• Continue nursery preparation of Boro rice • Select low lying areas with assured irrigation facility for cultivated of boro rice. • Prepare nursery bed of size 10m (length) ×1.25m (width)× 10cm (height) with 30cm wide channel between the two seed beds. • Apply cow dung or compost @10-15kg/seed bed plus a starter dose of 80g urea, 225g SSP, 40g MOP per seed bed. • A Seed rate of 40-50kg/ha will be sufficient for transplanting of one hectare of land and for each bed 600-650g is required.
	Main field preparation		• Start preparing main field • Plough the field 2-3 times followed by proper laddering. Puddling should be done 2-3 times to make weed free and water retentive • All P & K and 50% N fertilizers should be incorporated thoroughly into the soil at the final puddling. Apply organic manures like FYM or Composts before 15 days of transplanting and mixed with soil during ploughing.
Zero tillage Pea, Lentil & Toria in Rice Fallow	Vegetative stage		• Undertake mulching with available biomass like straw, weeds @ 5 t/ha. • Apply 2% urea or DAP solution (20g urea or DAP/litre of water) as foliar spray just before flowering.
Ginger/ Turmeric	Rhizome maturation stage to maturity		• Undertake harvesting of ginger when the leaves turn yellow and start drying up gradually. • For seed material, bold and healthy rhizomes from disease free plants should be selected. • Treat the seed rhizomes with a solution containing Quinalphos 0.075% & mancozeb 0.3% for 30 mins and dry under shade & store properly.
Potato	Tuber formation stage		• Take hoeing and earthing up on 60th day without disturbing stolons.

			• Apply water depending on the soil condition • Rogue out off type and virus infected plants
		Late & Early Blight	• Apply Mancozeb 75% WP @ 1.5- 2.0 kg/ha or copper oxy chloride 50% WP @ 2.5 kg/ha or chlorothalonil 75% WP @ 1.25 kg/ha
		White Grub	• Apply carbofuran 3% CG @ 1.0 kg a.i. per ha against white grub
		Cut Worms	• Apply chlorpyriphos 20 EC 2 ml/litre against cut worm • Use only well rotten farmyard manure
Pea	Flowering to fruiting stage		• Provide proper support for climbing.
		Powdery mildew	• Spray wettable sulphur @ 2 g/l or Dinocap @ 1 ml/l or Tridemorph @ 0.5 ml/l or dust sulphur @ 25 kg/ha three rounds at 15 days interval.
		Rust	• Undertake three subsequent sprays of Dithane M-45 (0.2 %) at 10 days interval
Mustard/ Rapeseed	Flowering		• Give one irrigation at flowering stage • Keep the field free from weeds.
		Aphid	• If aphid attack is observed, spray Chlorpyriphos 20 EC or Dimethoate 30 EC @ 2 ml/lit of water
Cauliflower & Cabbage	Head/Curd initiation stage		• Apply the remaining dose of N (130.2 kg/ha urea) and K (50 kg/ha MOP) at 30-45 days after transplanting. • Undertake regular intercultural operations like weeding, ear thing up, mulching, etc
		Diamond Black Moth	• Install pheromone traps @12/ha & Spray Neem seed Kernel Extract@ 5% or Chlorpyrifos 20%EC @2mL/l or Dinethoate (30 %) 10 ml in 10L or 3 sprays of Femvalerate @ 50g.a.i./ha. • Grow mustard as trap crop
Broccoli	Head initiation stage		• Undertake regular weeding to keep the crop free from weeds. • Give regular light irrigation throughout the crop growth. • Apply remaining dose half dose of N (130 kg/ha urea) at 30-45 days after transplanting.
Capsicum	Nursery preparation		• Recommended var: California wonder, Hungarian Yellow Wax, TMR-23 (Long) • Start transplanting of 35-40 days old, 10-15 cm height seedling at a spacing of 45×30 cm. • Apply half dose of N (urea 108 kg/ha) & full dose of P (SSP 500kg/ha) and K (MOP 100 kg/ha) at the time of transplanting. • Transplanting should be done at evening time & give irrigation immediately after transplanting.
Khasi Mandarin			• As dry period has come, prepare basin around plants of khasi mandarin followed by mulching with local grasses and irrigate at 15-20 days interval to overcome dry spell moisture stress.
Animal Sciences			
Poultry	All stages		• As the night temperature has dropped, poultry birds (day old to 25 days old) should be provided with artificial heating through lightning of electric bulb to protect them from low temperature. • Kept the litter dry and shed well ventilated. • Diseased and dead birds should be immediately removed. • Regularly inspect the drooping of the poultry birds for any diseases symptom

		Coccidiosis	• Provide plenty of fresh and clean drinking water. • Provide coccidiostatic like **Amprolium** @ 25-65 mg/kg feed once a day as a preventive measure against coccidiosis.
		Ranikhet disease	• Vaccinate the poultry birds with **F1/ Lasota vaccine** (1 drop) at the age of 4-7 days old and 35 days old through eye and nostril.
Piggery	All stages		• Vaccinate all newly born piglets against swine fever at the age of 3 months followed by annual booster dose. • In epidemic areas, vaccinate 6 months old pigs with FMD vaccine once in a year.
		Skin infection	• Provide Ivermectin (Indectin tab.) @ 10mg/33kg body wt.
Cattle & Buffaloes	6-9 months calves	Brucellosis	• Vaccinate 6-9 months old calves with *Brucella abortus* cotton strain-19 @ 5ml subcutaneous on the neck
		Foot & Mouth Disease, Haemorrhagic Septicaemia, Black Quarter	• Undertake regular immunization of cattle & buffaloes against Foot & Mouth disease, Haemorrhagic septicaemia & Black Quarter.

Suggestion: Contact nearby State Agril. Staff or KVK staff for necessary help and suggestion.

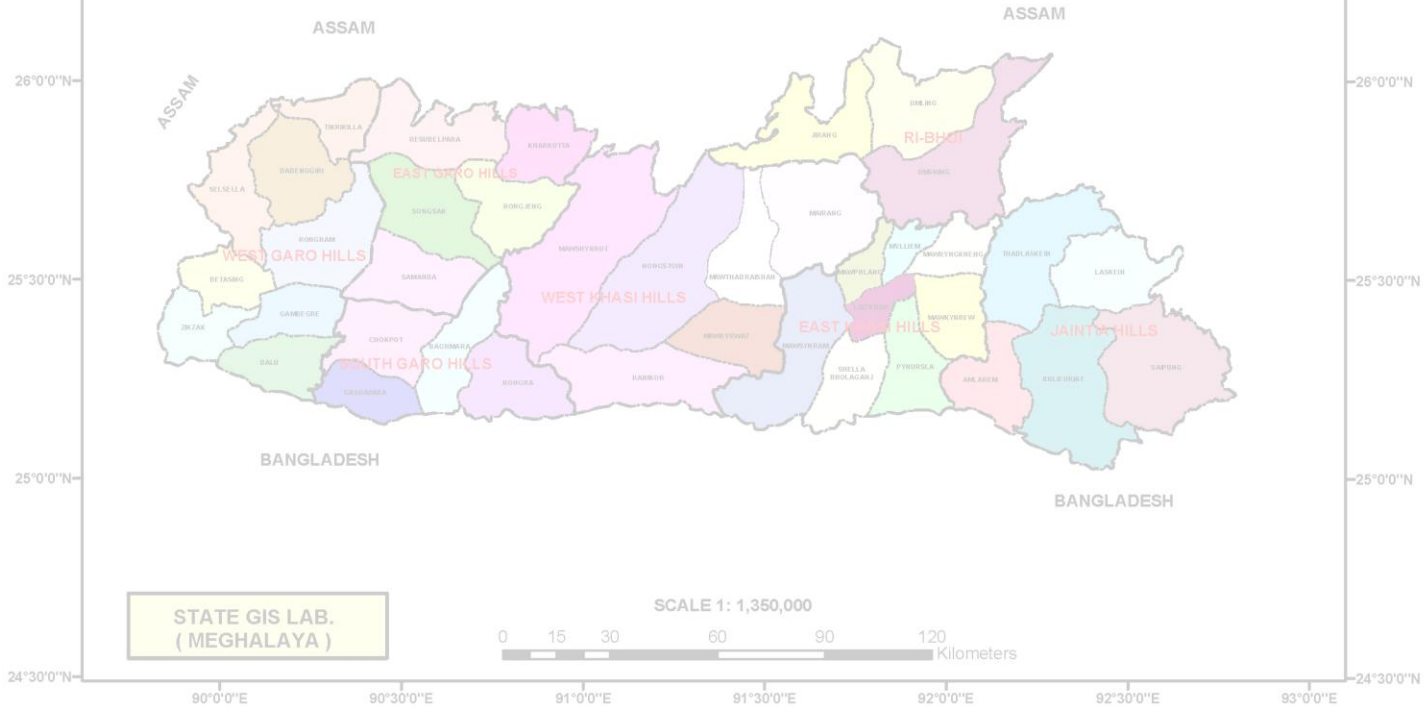

GRAMIN KRISHI MAUSAM SEWA

ICAR Research Complex for NEH Region

Umroi Road, Umiam – 793 103 Meghalaya

☎: Telephone No. : 0364 2570276 (O) Fax: 0364 2570213/Email: iaasbarapani@yahoo.in

RC (AE)/30/2011/ Bulletin/January'2015/81 Dated: 13/01/2015

Agro Advisory Bulletin – Ri- Bhoi

(Period 14th – 18th Jan, 2015)

Weather summery of the past four days (9th to 12th Jan, 2015)	Weather forecast valid up to 18th Jan, 2015
Sky was clear to mainly clear with no rain. Maximum temperatures ranged between 20.2-21.3°C and minimum ranged between 5.3-7.2°C. Mean relative humidity was 88-90% in morning and 49-57% in evening. Wind speed ranged between 2.1-2.6 kmph.	There is possibility of no rain in the next five days. Sky may be clear to partly cloudy with a maximum and minimum temperature of 24°C & 8-11°C respectively. The expected relative humidity will be 69-72% (maximum) & 31-39% (minimum). Wind direction will be 116-122Degree at a speed of 5-6 kmph during the next five days.

Weekly cumulative rainfall :0.0mm

Agro meteorological Advisories for coming 5 days

Main Crop/ Animal /Fisheries	Stage	Pest/Diseases	Agricultural Advisories
Zero tillage Pea, Lentil & Toria in Rice Fallow	Vegetative stage		• Undertake mulching with available biomass like straw, weeds @ 5 t/ha. • Apply 2% urea or DAP solution (20g urea or DAP/litre of water) as foliar spray just before flowering.
Ginger/ Turmeric	Harvesting stage		• Start harvesting of ginger & turmeric. • For seed material, bold and healthy rhizomes from disease free plants should be selected. • Treat the seed rhizomes with a solution containing Quinalphos 0.075% & mancozeb 0.3% for 30 mins and dry under shade & store properly.
Potato	Tuber formation stage		• Take hoeing and earthing up on 60th day without disturbing stolons. • Apply water depending on the soil condition • Rogue out off type and virus infected plants
		Late & Early Blight	• Apply Mancozeb 75% WP @ 1.5- 2.0 kg/ha or copper oxy chloride 50% WP @ 2.5 kg/ha or chlorothalonil 75% WP @ 1.25 kg/ha
		White Grub	• Apply carbofuran 3% CG @ 1.0 kg a.i. per ha against white grub
		Cut Worms	• Apply chlorpyriphos 20 EC 2 ml/litre against cut worm • Use only well rotten farmyard manure
Pea	Fruiting stage		• Provide proper support for climbing.
		Powdery mildew	• Spray wettable sulphur @ 2 g/l or Dinocap @ 1 ml/l or Tridemorph @ 0.5 ml/l or dust sulphur @ 25 kg/ha three rounds at 15 days interval.
		Rust	• Undertake three subsequent sprays of Dithane M-45 (0.2 %) at 10 days interval
Mustard/ Rapeseed	Flowering		• Give one irrigation at flowering stage • Keep the field free from weeds.
		Aphid	• If aphid attack is observed, spray Chlorpyriphos 20 EC or Dimethoate 30 EC @ 2 ml/lit of water
Cauliflower &	Head/Curd formation		• Apply the remaining dose of N (130.2 kg/ha urea) and K

Cabbage	stage		(50 kg/ha MOP) at 30-45 days after transplanting. • Undertake regular intercultural operations like weeding, ear thing up, mulching, etc
		Diamond Black Moth	• Install pheromone traps @12/ha & Spray Neem seed Kernel Extract@ 5% or Chlorpyrifos 20%EC @2mL/l or Dinethoate (30 %) 10 ml in 10L or 3 sprays of Femvalerate @ 50g.a.i./ha. • Grow mustard as trap crop
Broccoli	Head formation stage		• Undertake regular weeding to keep the crop free from weeds. • Give regular light irrigation throughout the crop growth. • Apply remaining dose half dose of N (130 kg/ha urea) at 30-45 days after transplanting.
Capsicum	Nursery preparation to transplanting		• Recommended var: California wonder, Hungarian Yellow Wax, TMR-23 (Long) • Start transplanting of 35-40 days old, 10-15 cm height seedling at a spacing of 45×30 cm. • Apply half dose of N (urea 108 kg/ha) & full dose of P (SSP 500kg/ha) and K (MOP 100 kg/ha) at the time of transplanting. • Transplanting should be done at evening time & give irrigation immediately after transplanting.
Khasi Mandarin			• As dry period has come, prepare basin around plants of khasi mandarin followed by mulching with local grasses and irrigate at 15-20 days interval to overcome dry spell moisture stress.
Animal Sciences			
Poultry	All stages		• As the night temperature has dropped, poultry birds (day old to 25 days old) should be provided with artificial heating through lightning of electric bulb to protect them from low temperature. • Kept the litter dry and shed well ventilated. • Diseased and dead birds should be immediately removed. • Regularly inspect the drooping of the poultry birds for any diseases symptom
		Coccidiosis	• Provide plenty of fresh and clean drinking water. • Provide coccidiostatic like **Amprolium** @ 25-65 mg/kg feed once a day as a preventive measure against coccidiosis.
		Ranikhet disease	• Vaccinate the poultry birds with **F1/ Lasota vaccine** (1 drop) at the age of 4-7 days old and 35 days old through eye and nostril.
Piggery	All stages		• Vaccinate all newly born piglets against swine fever at the age of 3 months followed by annual booster dose. • In epidemic areas, vaccinate 6 months old pigs with FMD vaccine once in a year.
		Skin infection	• Provide Ivermectin (Indectin tab.) @ 10mg/33kg body wt.
Cattle & Buffaloes	6-9 months calves	Brucellosis	• Vaccinate 6-9 months old calves with *Brucella abortus* cotton strain-19 @ 5ml subcutaneous on the neck
		Foot & Mouth Disease, Haemorrhagic Septicaemia, Black Quarter	• Undertake regular immunization of cattle & buffaloes against Foot & Mouth disease, Haemorrhagic septicaemia & Black Quarter.

Suggestion: Contact nearby State Agril. Staff or KVK staff for necessary help and suggestion.

GRAMIN KRISHI MAUSAM SEWA
ICAR Research Complex for NEH Region
Umroi Road, Umiam – 793 103 Meghalaya
☎: Telephone No. : 0364 2570276 (O) Fax: 0364 2570213/Email: iaasbarapani@yahoo.in

RC (AE)/30/2011/ Bulletin/January'2015/81 Dated: 13/01/2015

Agro Advisory Bulletin – South Garo Hills
(Period 14th – 18th Jan, 2015)

Weather summery of the past four days (9th to 12th Jan, 2015)	Weather forecast valid up to 18th Jan, 2015
Sky was clear to mainly clear with no rain. Maximum temperatures ranged between 20.2-21.3°C and minimum ranged between 5.3-7.2°C. Mean relative humidity was 88-90% in morning and 49-57% in evening. Wind speed ranged between 2.1-2.6 kmph.	There is possibility of no rain in the next five days. Sky may be clear to partly cloudy with maximum and minimum temperature of 26-27°C & 11°C respectively. The expected relative humidity will be 57-63% (maximum) & 27-34% (minimum). Wind direction will be 49-73Degree at a speed of 6 kmph during the next five days. ***Weekly cumulative rainfall :0.0mm***

Agro meteorological Advisories for coming 5 days

Main Crop/ Animal /Fisheries	Stage	Pest/Diseases	Agricultural Advisories
Boro Rice	Nursery preparation to transplanting		• Continue nursery preparation of Boro rice • Select low lying areas with assured irrigation facility for cultivated of boro rice. • Transplant 20-25days old seedling at a spacing of 20cm×15cm. • Replanting of dead hills or gap filling with seedlings of similar age should be done within 7-10 days of transplanting
	Main field preparation		• Plough the field 2-3 times followed by proper laddering. Puddling should be done 2-3 times to make weed free and water retentive • All P & K and 50% N fertilizers should be incorporated thoroughly into the soil at the final puddling. Apply organic manures like FYM or Composts before 15 days of transplanting and mixed with soil during ploughing.
Zero tillage Pea, Lentil & Toria in Rice Fallow	Vegetative stage		• Undertake mulching with available biomass like straw, weeds @ 5 t/ha. • Apply 2% urea or DAP solution (20g urea or DAP/litre of water) as foliar spray just before flowering.
Ginger/ Turmeric	Harvesting stage		• Start harvesting of ginger & turmeric. • For seed material, bold and healthy rhizomes from disease free plants should be selected. • Treat the seed rhizomes with a solution containing Quinalphos 0.075% & mancozeb 0.3% for 30 mins and dry under shade & store properly.
Potato	Tuber formation stage		• Take hoeing and earthing up on 60th day without disturbing stolons. • Apply water depending on the soil condition • Rogue out off type and virus infected plants
		Late & Early Blight	• Apply Mancozeb 75% WP @ 1.5- 2.0 kg/ha or copper oxy chloride 50% WP @ 2.5 kg/ha or chlorothalonil 75% WP @ 1.25 kg/ha

		White Grub	• Apply carbofuran 3% CG @ 1.0 kg a.i. per ha against white grub
		Cut Worms	• Apply chlorpyriphos 20 EC 2 ml/litre against cut worm • Use only well rotten farmyard manure
Pea	Fruiting stage		• Provide proper support for climbing.
		Powdery mildew	• Spray wettable sulphur @ 2 g/l or Dinocap @ 1 ml/l or Tridemorph @ 0.5 ml/l or dust sulphur @ 25 kg/ha three rounds at 15 days interval.
		Rust	• Undertake three subsequent sprays of Dithane M-45 (0.2 %) at 10 days interval
Cauliflower & Cabbage	Head/Curd formation stage		• Apply the remaining dose of N (130.2 kg/ha urea) and K (50 kg/ha MOP) at 30-45 days after transplanting. • Undertake regular intercultural operations like weeding, ear thing up, mulching, etc
		Diamond Black Moth	• Install pheromone traps @12/ha & Spray Neem seed Kernel Extract@ 5% or Chlorpyrifos 20%EC @2mL/l or Dinethoate (30 %) 10 ml in 10L or 3 sprays of Femvalerate @ 50g.a.i./ha. • Grow mustard as trap crop
Broccoli	Head formation stage		• Undertake regular weeding to keep the crop free from weeds. • Give regular light irrigation throughout the crop growth. • Apply remaining dose half dose of N (130 kg/ha urea) at 30-45 days after transplanting.
Capsicum	Nursery preparation to transplanting		• Recommended var: California wonder, Hungarian Yellow Wax, TMR-23 (Long) • Start transplanting of 35-40 days old, 10-15 cm height seedling at a spacing of 45×30 cm. • Apply half dose of N (urea 108 kg/ha) & full dose of P (SSP 500kg/ha) and K (MOP 100 kg/ha) at the time of transplanting. • Transplanting should be done at evening time & give irrigation immediately after transplanting.
Mustard/ Rapeseed	Flowering		• Give one irrigation at flowering stage • Keep the field free from weeds.
		Aphid	• If aphid attack is observed, spray Chlorpyriphos 20 EC or Dimethoate 30 EC @ 2 ml/lit of water
Khasi Mandarin			• As dry period has come, prepare basin around plants of khasi mandarin followed by mulching with local grasses and irrigate at 15-20 days interval to overcome dry spell moisture stress.
Animal Sciences			
Poultry	All stages		• As the temperature has dropped, poultry birds (day old to 25 days old) should be provided with artificial heating through lightning of electric bulb to protect them from low temperature. • During night time closed all the ventilation to kept the shed warm. • Kept the litter dry. • Diseased and dead birds should be immediately removed. • Regularly inspect the drooping of the poultry birds for any diseases symptom
		Coccidiosis	• Provide plenty of fresh and clean drinking water. • Provide coccidiostatic like **Amprolium** @ 25-65 mg/kg feed once a day as a preventive measure against

			coccidiosis.
		Ranikhet disease	• Vaccinate the poultry birds with **F1/ Lasota vaccine** (1 drop) at the age of 4-7 days old and 35 days old through eye and nostril
Piggery	All stages		• Vaccinate all newly born piglets against swine fever at the age of 3 months followed by annual booster dose. • In epidemic areas, vaccinate 6 months old pigs with FMD vaccine once in a year.
		Skin infection	• Provide Ivermectin (Indectin tab.) @ 10mg/33kg body wt.
Cattle & Buffaloes	6-9 months calves	Brucellosis	• Vaccinate 6-9 months old calves with *Brucella abortus* cotton strain-19 @ 5ml subcutaneous on the neck
		Foot & Mouth Disease, Haemorrhagic Septicaemia, Black Quarter	• Undertake regular immunization of cattle & buffaloes against Foot & Mouth disease, Haemorrhagic septicaemia & Black Quarter.

Suggestion: Contact nearby State Agril. Staff or KVK staff for necessary help and suggestion.

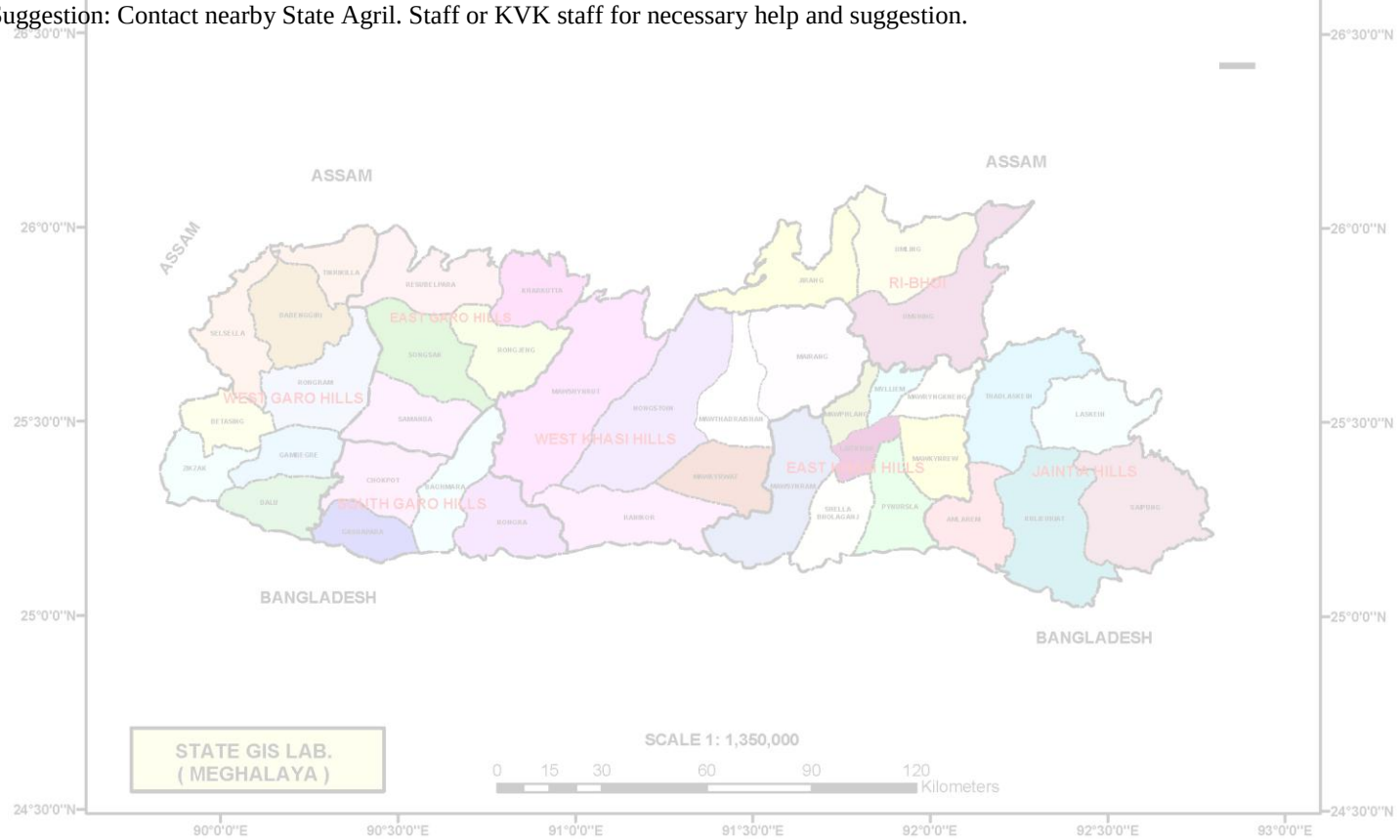

GRAMIN KRISHI MAUSAM SEWA

ICAR Research Complex for NEH Region
Umroi Road, Umiam – 793 103 Meghalaya

☎: Telephone No. : 0364 2570276 (O) Fax: 0364 2570213/Email: iaasbarapani@yahoo.in

RC (AE)/30/2011/ Bulletin/January'2015/81 Dated: 13/01/2015

Agro Advisory Bulletin – West Garo Hills
(Period 14th – 18th Jan, 2015)

Weather summery of the past four days (9th to 12th Jan, 2015)	Weather forecast valid up to 18th Jan, 2015
Sky was clear to mainly clear with no rain. Maximum temperatures ranged between 20.2-21.3°C and minimum ranged between 5.3-7.2°C. Mean relative humidity was 88-90% in morning and 49-57% in evening. Wind speed ranged between 2.1-2.6 kmph.	There is possibility of no rain in the next five days. Sky may be clear to partly cloudy with a maximum and minimum temperature of 25-26°C & 11°C respectively. The expected relative humidity will be 58-67% (maximum) & 32-39% (minimum). Wind direction will be 44-69Degree at a speed of 6 kmph during the next five days.

Weekly cumulative rainfall :0.0mm

Agro meteorological Advisories for coming 5 days

Main Crop/ Animal /Fisheries	Stage	Pest/Diseases	Agricultural Advisories
Boro Rice	Nursery preparation to transplanting		• Continue nursery preparation of Boro rice • Select low lying areas with assured irrigation facility for cultivated of boro rice. • Transplant 20-25days old seedling at a spacing of 20cm×15cm. • Replanting of dead hills or gap filling with seedlings of similar age should be done within 7-10 days of transplanting
	Main field preparation		• Start preparing main field • Plough the field 2-3 times followed by proper laddering. Puddling should be done 2-3 times to make weed free and water retentive • All P & K and 50% N fertilizers should be incorporated thoroughly into the soil at the final puddling. Apply organic manures like FYM or Composts before 15 days of transplanting and mixed with soil during ploughing.
Zero tillage Pea, Lentil & Toria in Rice Fallow	Vegetative stage		• Undertake mulching with available biomass like straw, weeds @ 5 t/ha. • Apply 2% urea or DAP solution (20g urea or DAP/litre of water) as foliar spray just before flowering.
Ginger/ Turmeric	Harvesting stage		• Start harvesting of ginger & turmeric. • For seed material, bold and healthy rhizomes from disease free plants should be selected. • Treat the seed rhizomes with a solution containing Quinalphos 0.075% & mancozeb 0.3% for 30 mins and dry under shade & store properly.
Potato	Tuber formation stage		• Take hoeing and earthing up on 60th day without disturbing stolons. • Apply water depending on the soil condition • Rogue out off type and virus infected plants
		Late & Early Blight	• Apply Mancozeb 75% WP @ 1.5- 2.0 kg/ha or copper oxy chloride 50% WP @ 2.5 kg/ha or chlorothalonil 75% WP @ 1.25 kg/ha
		White Grub	• Apply carbofuran 3% CG @ 1.0 kg a.i. per ha against

			white grub
		Cut Worms	• Apply chlorpyriphos 20 EC 2 ml/litre against cut worm • Use only well rotten farmyard manure
Pea	Fruiting stage		• Provide proper support for climbing.
		Powdery mildew	• Spray wettable sulphur @ 2 g/l or Dinocap @ 1 ml/l or Tridemorph @ 0.5 ml/l or dust sulphur @ 25 kg/ha three rounds at 15 days interval.
		Rust	• Undertake three subsequent sprays of Dithane M-45 (0.2 %) at 10 days interval
Mustard/ Rapeseed	Flowering		• Give one irrigation at flowering stage • Keep the field free from weeds.
		Aphid	• If aphid attack is observed, spray Chlorpyriphos 20 EC or Dimethoate 30 EC @ 2 ml/lit of water
Linseed	Vegetative stage		• Continue sowing of linseed • Keep the field free from weeds
Maize	Establishment to Knee height stage		• Undertake weeding followed by earthing up • Top dressing of urea @ 44 kg/ha should be done at knee height stage 30-35 DAG.
Cauliflower & Cabbage	Head/Curd formation stage		• Apply the remaining dose of N (130.2 kg/ha urea) and K (50 kg/ha MOP) at 30-45 days after transplanting. • Undertake regular intercultural operations like weeding, ear thing up, mulching, etc
		Diamond Black Moth	• Install pheromone traps @12/ha & Spray Neem seed Kernel Extract@ 5% or Chlorpyrifos 20%EC @2mL/l or Dinethoate (30 %) 10 ml in 10L or 3 sprays of Femvalerate @ 50g.a.i./ha. • Grow mustard as trap crop
Broccoli	Head formation stage		• Undertake regular weeding to keep the crop free from weeds. • Give regular light irrigation throughout the crop growth. • Apply remaining dose half dose of N (130 kg/ha urea) at 30-45 days after transplanting.
Capsicum	Nursery preparation to transplanting		• Recommended var: California wonder, Hungarian Yellow Wax, TMR-23 (Long) • Start transplanting of 35-40 days old, 10-15 cm height seedling at a spacing of 45×30 cm. • Apply half dose of N (urea 108 kg/ha) & full dose of P (SSP 500kg/ha) and K (MOP 100 kg/ha) at the time of transplanting. • Transplanting should be done at evening time & give irrigation immediately after transplanting.
Khasi Mandarin			• As dry period has come, prepare basin around plants of khasi mandarin followed by mulching with local grasses and irrigate at 15-20 days interval to overcome dry spell moisture stress.
Animal Sciences			
Poultry	All stages		• As the night temperature has dropped, poultry birds (day old to 25 days old) should be provided with artificial heating through lightning of electric bulb to protect them from low temperature. • Kept the litter dry and shed well ventilated. • Diseased and dead birds should be immediately removed. • Regularly inspect the drooping of the poultry birds for any diseases symptom

		Coccidiosis	• Provide plenty of fresh and clean drinking water. • Provide coccidiostatic like **Amprolium** @ 25-65 mg/kg feed once a day as a preventive measure against coccidiosis.
		Ranikhet disease	• Vaccinate the poultry birds with **F1/ Lasota vaccine** (1 drop) at the age of 4-7 days old and 35 days old through eye and nostril.
Piggery	All stages		• Vaccinate all newly born piglets against swine fever at the age of 3 months followed by annual booster dose. • In epidemic areas, vaccinate 6 months old pigs with FMD vaccine once in a year.
		Skin infection	• Provide Ivermectin (Indectin tab.) @ 10mg/33kg body wt.
Cattle & Buffaloes	6-9 months calves	Brucellosis	• Vaccinate 6-9 months old calves with *Brucella abortus* cotton strain-19 @ 5ml subcutaneous on the neck
		Foot & Mouth Disease, Haemorrhagic Septicaemia, Black Quarter	• Undertake regular immunization of cattle & buffaloes against Foot & Mouth disease, Haemorrhagic septicaemia & Black Quarter.

Suggestion: Contact nearby State Agril. Staff or KVK staff for necessary help and suggestion.

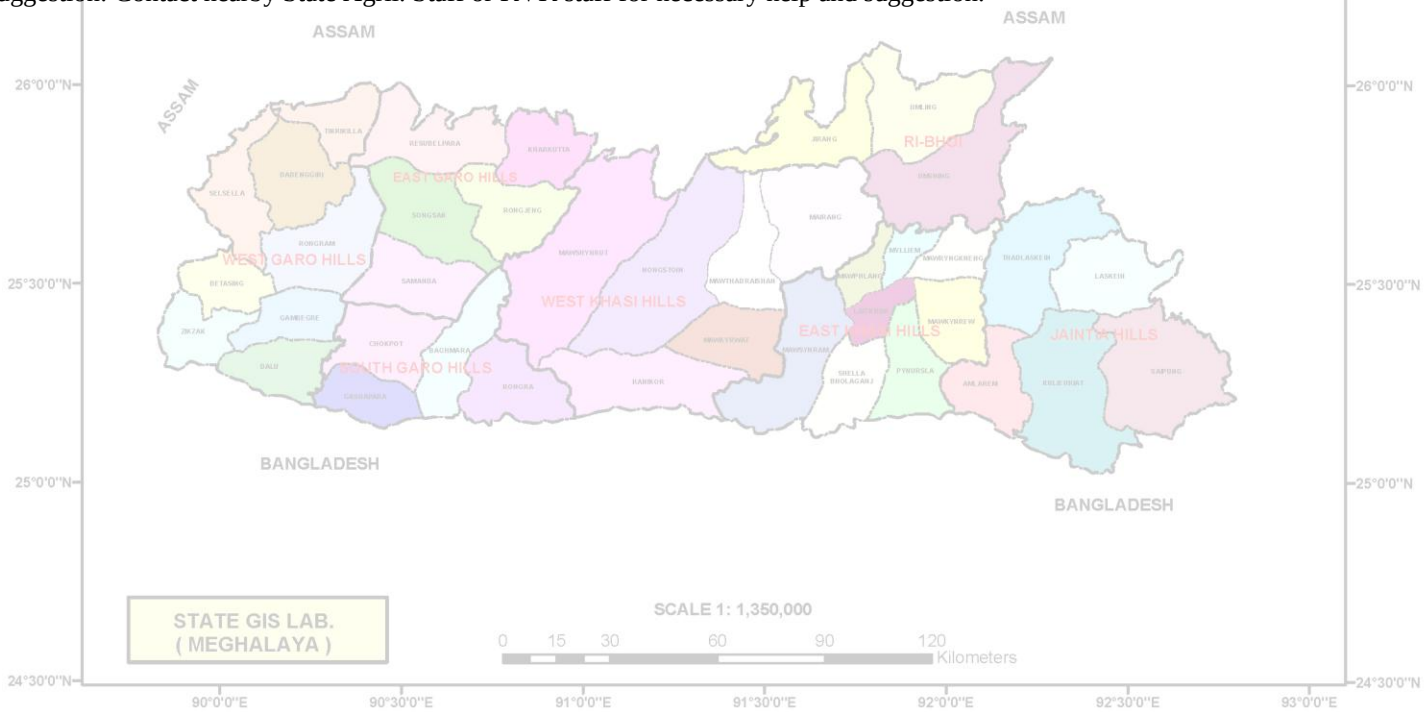

GRAMIN KRISHI MAUSAM SEWA

ICAR Research Complex for NEH Region
Umroi Road, Umiam – 793 103 Meghalaya

☎: Telephone No. : 0364 2570276 (O) Fax: 0364 2570213/Email: iaasbarapani@yahoo.in

RC (AE)/30/2011/ Bulletin/January'2015/81 Dated: 13/01/2015

Agro Advisory Bulletin – West Khasi Hills
(Period 14th – 18th Jan, 2015)

Weather summery of the past four days (9th to 12th Jan, 2015)	Weather forecast valid up to 18th Jan, 2015
Sky was clear to mainly clear with no rain. Maximum temperatures ranged between 20.2-21.3°C and minimum ranged between 5.3-7.2°C. Mean relative humidity was 88-90% in morning and 49-57% in evening. Wind speed ranged between 2.1-2.6 kmph.	There is possibility of no rain in the next five days. Sky may be clear to partly cloudy with a maximum and minimum temperature of 21-22°C & 4°C respectively. The expected relative humidity will be 58-64% (maximum) & 26-32% (minimum). Wind direction will be 68-81Degree at a speed of 6 kmph during the next five days.

Weekly cumulative rainfall :0.0mm

Agro meteorological Advisories for coming 5 days

Main Crop/ Animal /Fisheries	Stage	Pest/Diseases	Agricultural Advisories
Boro Rice	Nursery preparation to transplanting		• Continue nursery preparation of Boro rice • Select low lying areas with assured irrigation facility for cultivated of boro rice. • Transplant 20-25days old seedling at a spacing of 20cm×15cm. • Replanting of dead hills or gap filling with seedlings of similar age should be done within 7-10 days of transplanting
	Main field preparation		• Plough the field 2-3 times followed by proper laddering. Puddling should be done 2-3 times to make weed free and water retentive • All P & K and 50% N fertilizers should be incorporated thoroughly into the soil at the final puddling. Apply organic manures like FYM or Composts before 15 days of transplanting and mixed with soil during ploughing.
Zero tillage Pea, Lentil & Toria in Rice Fallow	Vegetative stage		• Undertake mulching with available biomass like straw, weeds @ 5 t/ha. • Apply 2% urea or DAP solution (20g urea or DAP/litre of water) as foliar spray just before flowering.
Ginger/ Turmeric	Harvesting stage		• Start harvesting of ginger & turmeric. • For seed material, bold and healthy rhizomes from disease free plants should be selected. • Treat the seed rhizomes with a solution containing Quinalphos 0.075% & mancozeb 0.3% for 30 mins and dry under shade & store properly.
Potato	Tuber formation stage		• Take hoeing and earthing up on 60th day without disturbing stolons. • Apply water depending on the soil condition • Rogue out off type and virus infected plants
		Late & Early Blight	• Apply Mancozeb 75% WP @ 1.5- 2.0 kg/ha or copper oxy chloride 50% WP @ 2.5 kg/ha or chlorothalonil 75% WP @ 1.25 kg/ha
		White Grub	• Apply carbofuran 3% CG @ 1.0 kg a.i. per ha against

			white grub
		Cut Worms	• Apply chlorpyriphos 20 EC 2 ml/litre against cut worm • Use only well rotten farmyard manure
Pea	Fruiting stage		• Provide proper support for climbing.
		Powdery mildew	• Spray wettable sulphur @ 2 g/l or Dinocap @ 1 ml/l or Tridemorph @ 0.5 ml/l or dust sulphur @ 25 kg/ha three rounds at 15 days interval.
		Rust	• Undertake three subsequent sprays of Dithane M-45 (0.2 %) at 10 days interval
Mustard/ Rapeseed	Flowering		• Give one irrigation at flowering stage • Keep the field free from weeds.
		Aphid	• If aphid attack is observed, spray Chlorpyriphos 20 EC or Dimethoate 30 EC @ 2 ml/lit of water
Cauliflower & Cabbage	Head/Curd formation stage		• Apply the remaining dose of N (130.2 kg/ha urea) and K (50 kg/ha MOP) at 30-45 days after transplanting. • Undertake regular intercultural operations like weeding, ear thing up, mulching, etc
		Diamond Black Moth	• Install pheromone traps @12/ha & Spray Neem seed Kernel Extract@ 5% or Chlorpyrifos 20%EC @2mL/l or Dinethoate (30 %) 10 ml in 10L or 3 sprays of Femvalerate @ 50g.a.i./ha. • Grow mustard as trap crop
Broccoli	Head formation stage		• Undertake regular weeding to keep the crop free from weeds. • Give regular light irrigation throughout the crop growth. • Apply remaining dose half dose of N (130 kg/ha urea) at 30-45 days after transplanting.
Capsicum	Nursery preparation to transplanting		• Recommended var: California wonder, Hungarian Yellow Wax, TMR-23 (Long) • Start transplanting of 35-40 days old, 10-15 cm height seedling at a spacing of 45×30 cm. • Apply half dose of N (urea 108 kg/ha) & full dose of P (SSP 500kg/ha) and K (MOP 100 kg/ha) at the time of transplanting. • Transplanting should be done at evening time & give irrigation immediately after transplanting.
Khasi Mandarin			• As dry period has come, prepare basin around plants of khasi mandarin followed by mulching with local grasses and irrigate at 15-20 days interval to overcome dry spell moisture stress.
Animal Sciences			
Poultry	All stages		• As the night temperature has dropped, poultry birds (day old to 25 days old) should be provided with artificial heating through lightning of electric bulb to protect them from low temperature. • Kept the litter dry and shed well ventilated. • Diseased and dead birds should be immediately removed. • Regularly inspect the drooping of the poultry birds for any diseases symptom
		Coccidiosis	• Provide plenty of fresh and clean drinking water. • Provide coccidiostatic like **Amprolium** @ 25-65 mg/kg feed once a day as a preventive measure against coccidiosis.
		Ranikhet disease	• Vaccinate the poultry birds with **F1/ Lasota vaccine** (1 drop) at the age of 4-7 days old and 35 days old through

			eye and nostril.
Piggery	All stages		• Vaccinate all newly born piglets against swine fever at the age of 3 months followed by annual booster dose. • In epidemic areas, vaccinate 6 months old pigs with FMD vaccine once in a year.
		Skin infection	• Provide Ivermectin (Indectin tab.) @ 10mg/33kg body wt.
Cattle & Buffaloes	6-9 months calves	Brucellosis	• Vaccinate 6-9 months old calves with *Brucella abortus* cotton strain-19 @ 5ml subcutaneous on the neck
		Foot & Mouth Disease, Haemorrhagic Septicaemia, Black Quarter	• Undertake regular immunization of cattle & buffaloes against Foot & Mouth disease, Haemorrhagic septicaemia & Black Quarter.

Suggestion: Contact nearby State Agril. Staff or KVK staff for necessary help and suggestion.

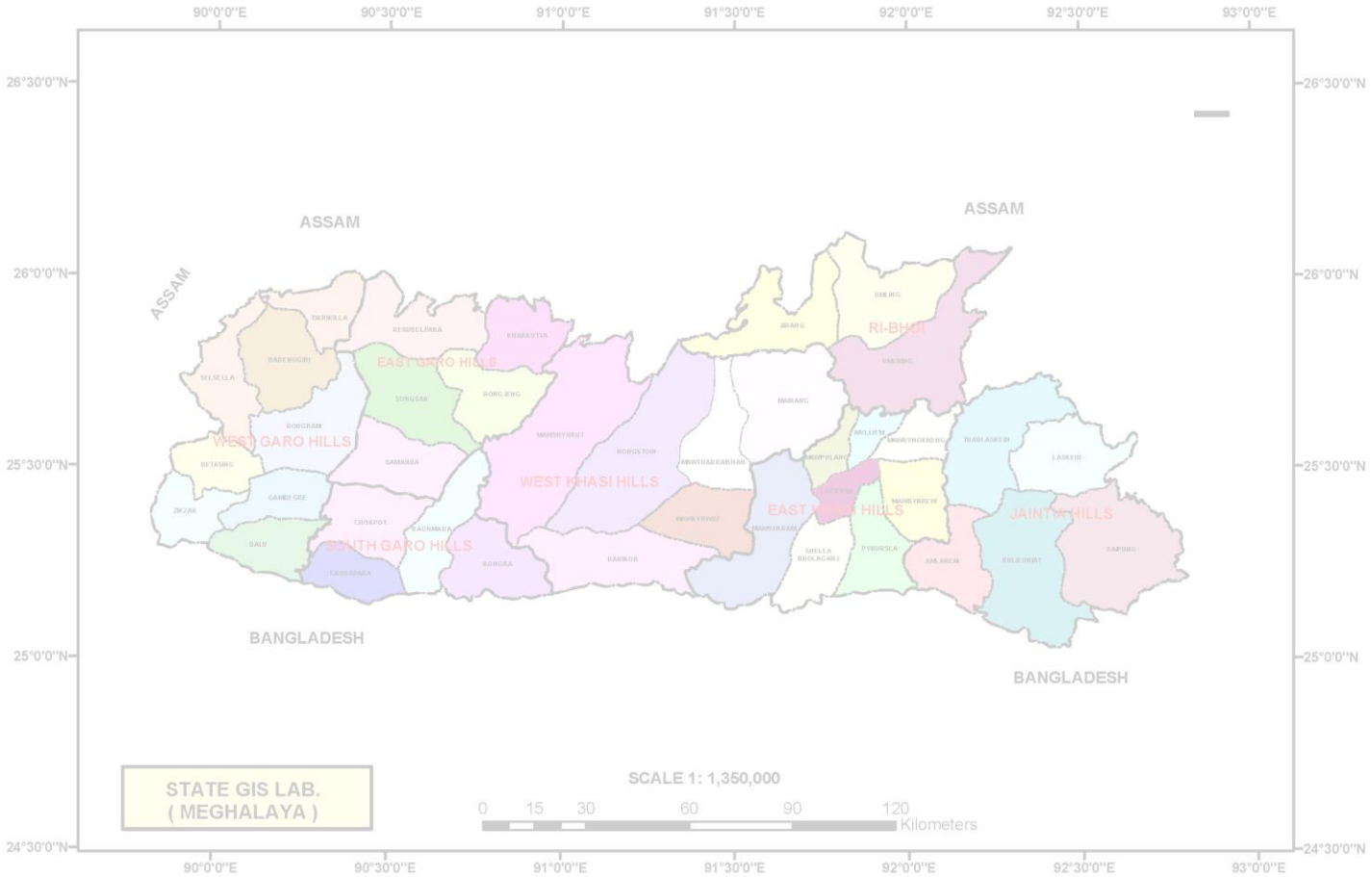

GRAMIN KRISHI MAUSAM SEWA

ICAR Research Complex for NEH Region
Umroi Road, Umiam – 793 103 Meghalaya

☎: Telephone No. : 0364 2570276 (O) Fax: 0364 2570213/Email: iaasbarapani@yahoo.in

RC (AE)/30/2011/ Bulletin/January'2015/81 Dated: 13/01/2015

Agro Advisory Bulletin – East Garo Hills
(Period 14th – 18th Jan, 2015)

Weather summery of the past four days (9th to12th Jan, 2015)	Weather forecast valid up to 18th Jan, 2015
Sky was clear to mainly clear with no rain. Maximum temperatures ranged between 20.2-21.3°C and minimum ranged between 5.3-7.2°C. Mean relative humidity was 88-90% in morning and 49-57% in evening. Wind speed ranged between 2.1-2.6 kmph.	There is possibility of no rain in the next five days. Sky may be clear to partly cloudy with a maximum and minimum temperature of 24-25°C & 8-11°C respectively. The expected relative humidity will be 60-67% (maximum) & 32-35% (minimum). Wind direction will be 77-181Degree at a speed of 5-9kmph during the next five days.
	Weekly cumulative rainfall :0.0mm

Agro meteorological Advisories for coming 5 days

Main Crop/ Animal /Fisheries	Stage	Pest/Diseases	Agricultural Advisories
Boro Rice	Nursery preparation to transplanting		• Continue nursery preparation of Boro rice • Select low lying areas with assured irrigation facility for cultivated of boro rice. • Transplant 20-25days old seedling at a spacing of 20cm×15cm. • Replanting of dead hills or gap filling with seedlings of similar age should be done within 7-10 days of transplanting
	Main field preparation		• Plough the field 2-3 times followed by proper laddering. Puddling should be done 2-3 times to make weed free and water retentive • All P & K and 50% N fertilizers should be incorporated thoroughly into the soil at the final puddling. Apply organic manures like FYM or Composts before 15 days of transplanting and mixed with soil during ploughing.
Zero tillage Pea, Lentil & Toria in Rice Fallow	Vegetative stage		• Undertake mulching with available biomass like straw, weeds @ 5 t/ha. • Apply 2% urea or DAP solution (20g urea or DAP/litre of water) as foliar spray just before flowering.
Ginger/ Turmeric	Harvesting stage		• Start harvesting of ginger & turmeric. • For seed material, bold and healthy rhizomes from disease free plants should be selected. • Treat the seed rhizomes with a solution containing Quinalphos 0.075% & mancozeb 0.3% for 30 mins and dry under shade & store properly.
Potato	Tuber formation stage		• Take hoeing and earthing up on 60th day without disturbing stolons. • Apply water depending on the soil condition • Rogue out off type and virus infected plants
		Late & Early Blight	• Apply Mancozeb 75% WP @ 1.5- 2.0 kg/ha or copper oxy chloride 50% WP @ 2.5 kg/ha or chlorothalonil 75% WP @ 1.25 kg/ha

		White Grub	• Apply carbofuran 3% CG @ 1.0 kg a.i. per ha against white grub
		Cut Worms	• Apply chlorpyriphos 20 EC 2 ml/litre against cut worm • Use only well rotten farmyard manure
Pea	Fruiting stage		• Provide proper support for climbing.
		Powdery mildew	• Spray wettable sulphur @ 2 g/l or Dinocap @ 1 ml/l or Tridemorph @ 0.5 ml/l or dust sulphur @ 25 kg/ha three rounds at 15 days interval.
		Rust	• Undertake three subsequent sprays of Dithane M-45 (0.2 %) at 10 days interval
Mustard/ Rapeseed	Flowering		• Give one irrigation at flowering stage • Keep the field free from weeds.
		Aphid	• If aphid attack is observed, spray Chlorpyriphos 20 EC or Dimethoate 30 EC @ 2 ml/lit of water
Cauliflower & Cabbage	Head/Curd formation stage		• Give light irrigation on every alternate day for proper growth of the plant. • Apply the remaining dose of N (130.2 kg/ha urea) and K (50 kg/ha MOP) at 30-45 days after transplanting. • Undertake regular intercultural operations like weeding, ear thing up, mulching, etc
		Diamond Black Moth	• Install pheromone traps @12/ha & Spray Neem seed Kernel Extract@ 5% or Chlorpyrifos 20%EC @2mL/l or Dinethoate (30 %) 10 ml in 10L or 3 sprays of Femvalerate @ 50g.a.i./ha. • Grow mustard as trap crop
Broccoli	Head formation stage		• Undertake regular weeding to keep the crop free from weeds. • Give regular light irrigation throughout the crop growth. • Apply remaining dose half dose of N (130 kg/ha urea) at 30-45 days after transplanting.
Capsicum	Nursery preparation to transplanting		• Recommended var: California wonder, Hungarian Yellow Wax, TMR-23 (Long) • Start transplanting of 35-40 days old, 10-15 cm height seedling at a spacing of 45×30 cm. • Apply half dose of N (urea 108 kg/ha) & full dose of P (SSP 500kg/ha) and K (MOP 100 kg/ha) at the time of transplanting. • Transplanting should be done at evening time & give irrigation immediately after transplanting.
Khasi Mandarin			• As dry period has come, prepare basin around plants of khasi mandarin followed by mulching with local grasses and irrigate at 15-20 days interval to overcome dry spell moisture stress.
Animal Sciences			
Poultry	All stages		• As the temperature has dropped, poultry birds (day old to 25 days old) should be provided with artificial heating through lightning of electric bulb to protect them from low temperature. • During night time closed all the ventilation to keep the shed warm. • Kept the litter dry. • Diseased and dead birds should be immediately removed.

			• Regularly inspect the drooping of the poultry birds for any diseases symptom
		Coccidiosis	• Provide plenty of fresh and clean drinking water. • Provide coccidiostatic like **Amprolium** @ 25-65 mg/kg feed once a day as a preventive measure against coccidiosis.
		Ranikhet disease	• Vaccinate the poultry birds with **F1/ Lasota vaccine** (1 drop) at the age of 4-7 days old and 35 days old through eye and nostril.
Piggery	All stages		• Vaccinate all newly born piglets against swine fever at the age of 3 months followed by annual booster dose. • In epidemic areas, vaccinate 6 months old pigs with FMD vaccine once in a year.
		Skin infection	• Provide Ivermectin (Indectin tab.) @ 10mg/33kg body wt.
Cattle & Buffaloes	6-9 months calves	Brucellosis	• Vaccinate 6-9 months old calves with *Brucella abortus* cotton strain-19 @ 5ml subcutaneous on the neck
		Foot & Mouth Disease, Haemorrhagic Septicaemia, Black Quarter	• Undertake regular immunization of cattle & buffaloes against Foot & Mouth disease, Haemorrhagic septicaemia & Black Quarter.

Suggestion: Contact nearby State Agril. Staff or KVK staff for necessary help and suggestion.

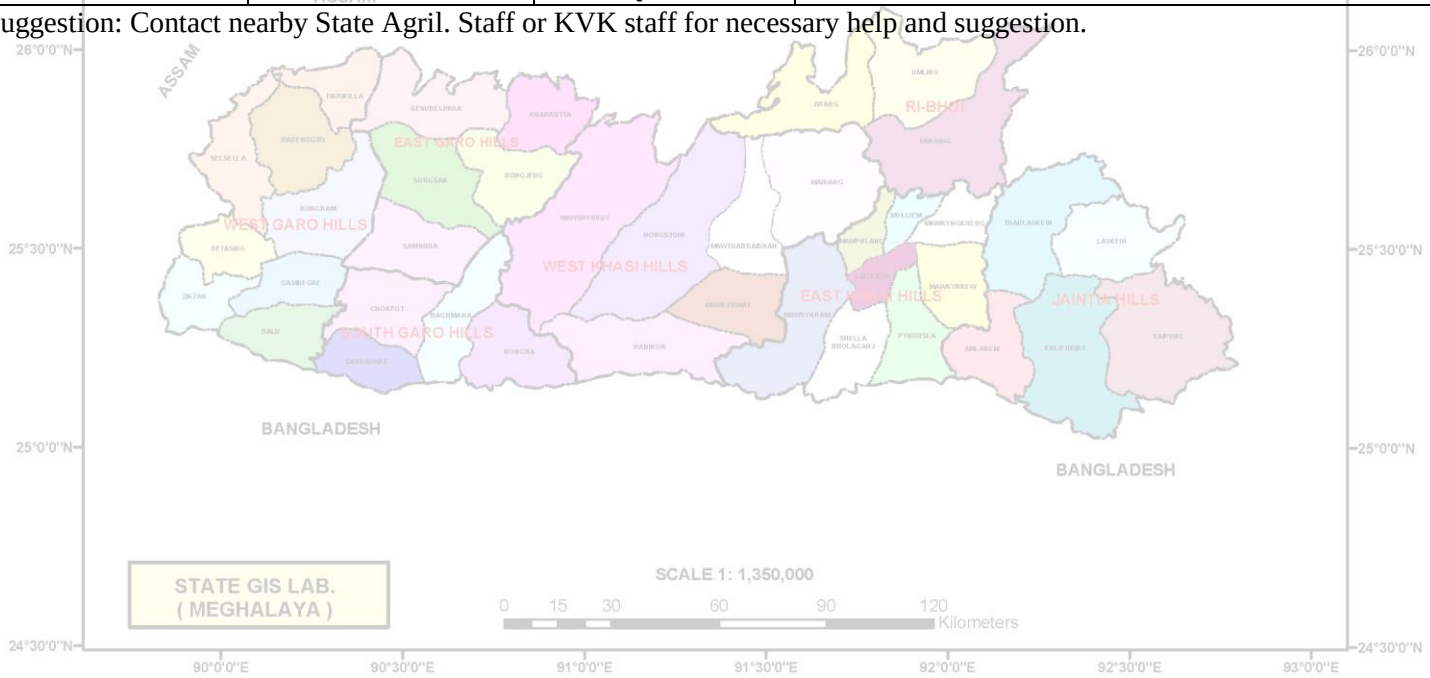

GRAMIN KRISHI MAUSAM SEWA
ICAR Research Complex for NEH Region
Umroi Road, Umiam – 793 103 Meghalaya
☎: Telephone No. : 0364 2570276 (O) Fax: 0364 2570213/Email: iaasbarapani@yahoo.in

RC (AE)/30/2011/ Bulletin/January'2015/81 Dated: 13/01/2015

Agro Advisory Bulletin – East Khasi Hills
(Period 14th – 18th Jan, 2015)

Weather summery of the past four days (9th to 12th Jan, 2015)	Weather forecast valid up to 18th Jan, 2015
Sky was clear to mainly clear with no rain. Maximum temperatures ranged between 20.2-21.3°C and minimum ranged between 5.3-7.2°C. Mean relative humidity was 88-90% in morning and 49-57% in evening. Wind speed ranged between 2.1-2.6 kmph.	There is possibility of no rain in the next five days. Sky may be clear to partly cloudy with a maximum and minimum temperature of 18°C & 6-7°C respectively. The expected relative humidity will be 63-67% (maximum) & 25-34% (minimum). Wind direction will be 84-88Degree at a speed of 6 kmph during the next five days.

Weekly cumulative rainfall :0.0mm

Agro meteorological Advisories for coming 5 days

Main Crop/ Animal /Fisheries	Stage	Pest/Diseases	Agricultural Advisories
Zero tillage Pea, Lentil & Toria in Rice Fallow	Vegetative stage		• Undertake mulching with available biomass like straw, weeds @ 5 t/ha.
Potato	Tuber formation stage		• Take hoeing and earthing up on 60th day without disturbing stolons • Apply water depending on the soil condition • Rogue out off type and virus infected plants
		Late & Early Blight	• Apply Mancozeb 75% WP @ 1.5- 2.0 kg/ha or copper oxy chloride 50% WP @ 2.5 kg/ha or chlorothalonil 75% WP @ 1.25 kg/ha
		White Grub	• Apply carbofuran 3% CG @ 1.0 kg a.i. per ha against white grub
		Cut Worms	• Apply chlorpyriphos 20 EC 2 ml/litre against cut worm • Use only well rotten farmyard manure
Pea	Fruiting stage		• Provide proper support for climbing.
		Powdery mildew	• Spray wettable sulphur @ 2 g/l or Dinocap @ 1 ml/l or Tridemorph @ 0.5 ml/l or dust sulphur @ 25 kg/ha three rounds at 15 days interval.
		Rust	• Undertake three subsequent sprays of Dithane M-45 (0.2 %) at 10 days interval
Mustard/ Rapeseed	Flowering		• Give one irrigation at flowering stage • Keep the field free from weeds.
		Aphid	• If aphid attack is observed, spray Chlorpyriphos 20 EC or Dimethoate 30 EC @ 2 ml/lit of water
Cauliflower & Cabbage	Head/Curd formation stage		• Apply the remaining dose of N (130.2 kg/ha urea) and K (50 kg/ha MOP) at 30-45 days after transplanting. • Undertake regular intercultural operations like weeding, ear thing up, mulching, etc
		Diamond Black Moth	• Install pheromone traps @12/ha & Spray Neem seed Kernel Extract@ 5% or Chlorpyrifos 20%EC @2mL/l or Dinethoate (30 %) 10 ml in 10L or 3 sprays of Femvalerate @ 50g.a.i./ha. • Grow mustard as trap crop

Broccoli	Head formation stage		• Undertake regular weeding to keep the crop free from weeds. • Give regular light irrigation throughout the crop growth. • Apply remaining dose half dose of N (130 kg/ha urea) at 30-45 days after transplanting.
Capsicum	Nursery preparation to transplanting		• Recommended var: California wonder, Hungarian Yellow Wax, TMR-23 (Long) • Start transplanting of 35-40 days old, 10-15 cm height seedling at a spacing of 45×30 cm. • Apply half dose of N (urea 108 kg/ha) & full dose of P (SSP 500kg/ha) and K (MOP 100 kg/ha) at the time of transplanting. • Transplanting should be done at evening time & give irrigation immediately after transplanting.
Khasi Mandarin			• As dry period has come, prepare basin around plants of khasi mandarin followed by mulching with local grasses and irrigate at 15-20 days interval to overcome dry spell moisture stress.
Animal Sciences			
Poultry	All stages		• As the night temperature has dropped, poultry birds (day old to 25 days old) should be provided with artificial heating through lightning of electric bulb to protect them from low temperature. • Kept the litter dry and shed well ventilated. • Diseased and dead birds should be immediately removed. • Regularly inspect the drooping of the poultry birds for any diseases symptom
		Coccidiosis	• Provide plenty of fresh and clean drinking water. • Provide coccidiostatic like **Amprolium** @ 25-65 mg/kg feed once a day as a preventive measure against coccidiosis.
		Ranikhet disease	• Vaccinate the poultry birds with **F1/ Lasota vaccine** (1 drop) at the age of 4-7 days old and 35 days old through eye and nostril.
Piggery	All stages		• Vaccinate all newly born piglets against swine fever at the age of 3 months followed by annual booster dose. • In epidemic areas, vaccinate 6 months old pigs with FMD vaccine once in a year.
		Skin infection	• Provide Ivermectin (Indectin tab.) @ 10mg/33kg body wt.
Cattle & Buffaloes	6-9 months calves	Brucellosis	• Vaccinate 6-9 months old calves with *Brucella abortus* cotton strain-19 @ 5ml subcutaneous on the neck
		Foot & Mouth Disease, Haemorrhagic Septicaemia, Black Quarter	• Undertake regular immunization of cattle & buffaloes against Foot & Mouth disease, Haemorrhagic septicaemia & Black Quarter.

Suggestion: Contact nearby State Agril. Staff or KVK staff for necessary help and suggestion.