



Integrated Agromet Advisory Service Bulletin from 29th April to 3rd May'17

Mokokchung District

Bulletin No:32/2017

Weather summary of the preceding week

- Light rain occurred the past week
- Maximum and minimum temperatures ranged 26^oC to 31^oC and 13^oC to 19^oC, respectively.
- Relative humidity varied from 20% to 85%.
- Wind speed ranged from 1 to 2 kmph

Weather forecast valid upto 3rd May'17

- Probability of light rain the coming week.
- **Max temp** is likely to be 28^oC - 29^oC and the **min temp** 20^oC to 22^oC
- **Sky is likely to be mainly cloudy** the coming week
- **Relative Humidity** is likely to range from 36% to 89%.
- **Wind speed** may reach upto 1- 2 kmph
- **Wind direction** will be southeasterly

Field crops

General Recommendations

- As there is probability of light rain this week too, proper drainage should be maintained in the field and proper weeding and earthing up should be carried out.
- For successful crop rotation, non- leguminous crop should be followed by leguminous crop or vice- versa.
- Due to variable weather, farmers are advised to do constant monitoring against attack of pest and disease in vegetable crop, if symptom is observed then take protection measures as per recommendation when sky remain clear.
- Sowing of green manure crop is advised in those field where harvesting of *rabi* crop is completed. Sowing of cluster bean, daincha, etc may be done for green manure. For proper germination and growth of the crop soil should have sufficient moisture
- Deep ploughing of fields after harvesting of *rabi* crops is advised so that eggs and pupating stages of insects and weed seeds are destroyed due to high day temperature.

Main Crops	Stage	Pest/ Diseases	Agro-meteorological Advisories
<i>Jhum paddy</i>	Vegetative stage	Blast	Maintain field sanitation and adopt clean cultivation
<i>TRC/WRC paddy</i>			Crop rotation should be adopted to break the cycle between insect pests or pathogen and host plant.
<i>Summer maize</i>	Vegetative stage		Maintain proper drainage in the field. As there is probability of rain this week too, after weeding, earthing up should be done.
<i>Green gram</i>	Vegetative stage		Clean cultivation should be maintained

Horticultural crop

			<ul style="list-style-type: none"> • In nursery, to avoid damping off, other soil borne diseases, root rot and wilt diseases sow the seeds in raised bed. • Maintain proper sanitation – <ul style="list-style-type: none"> ✓ Removal and burning of previous crop debris and infected plant parts, Remove weeds at regular intervals
Mandarin			<ul style="list-style-type: none"> • During this season, single spray of bavistin (0.1%) should be done • After 15 days spray the bordeaux mixture (1%)
Okra	Vegetative stage		<p>Grow maize on borders as a barrier to prevent the entry of shoot & fruit borer adults.</p> <p>Weeding should be done and earthing up should be carried out.</p>
Potato	Maturing stage		<ul style="list-style-type: none"> • Farmers are advised to monitor the field for the incidence of blight.
		Potato aphids	<ul style="list-style-type: none"> • Check for potato aphids which transmits potato leaf curl virus. Aphids pierce veins, stems, growing tips, and blossoms with their needle-like mouthparts. As a result, blossoms shed and yield is reduced. New growth becomes stunted and curled. Heavily infested plants turn brown and die from the top down. Aphids tend to spread rapidly from field to field
		Early blight and late blight	<ul style="list-style-type: none"> • Remove the affected plant/parts and regular monitoring of field for disease should be done. • Provide proper earthing up (15cm height) to reduce the infection of tubers.
Cucurbits	Vegetative stage		<ul style="list-style-type: none"> • Spray ethrel (plant growth regulator) @0.2 ml in l lt of water at 2 true leaf stage and second spray at 4 true leaf stage to increase the number of fruits.
Summer vegetables	Vegetative stage		<ul style="list-style-type: none"> • For spring summer vegetables, the young seedlings should be taken care properly. Monitor the field for damping off and other fungal disease. Take proper measures.
Brinjal	Transplanting stage		<ul style="list-style-type: none"> • Transplanting of young seedlings of brinjal may be done in prepared fields. Seed treatment should be done. Use well decomposed FYM 10-12 tonne/acre in the field after ploughing.
Naga king chilli	Transplanting stage	Damping off	<p>February sown king chilli may be transplanted in the field at 90-100cm spacing. Well decomposed FYM/vermicompost or other locally available manures should be applied.</p>
Fruit trees			<p>Pits for fruit plantations should be ready for May - June planting (1x1x1) m³ pit size.</p>
Mango		Mango hopper	<p>In mango orchard, farmers are advised for monitoring the mango hopper. Infected inflorescence should be destroyed.</p>

Livestock

Poultry

- Provide clean and fresh water. All waterers should be cleaned daily
- Antibiotics or other stress medications may be added to water if desired and all waterers should be cleaned daily

Piggery

- During this season, try to keep the shelter waterproof and well ventilated as they do not sweat and can suffer greatly in extreme heat.

Fishery

- Rake the pond bottom and allow to dry.
- Apply lime powder over dry surface of the pond bottom.
- Clear jungle and do minor repairing of dyke.



SCIENTIFIC EXPERT COMMITTEE

Sl.no	Name	Designation	Department	
1	Dr.D.J. Rajkhowa	Principle Scientist	Agronomy	djrajkhowa@gmail.com
2	Dr. L.K. Baishya	Senior Scientist	Agronomy	lkbicar@gmail.com
3	Ph. Romen Sharma	Scientist	Agricultural Extension	romen.agext@gmail.com
4	Dr. Rajesha G	Scientist	Plant Pathology	rajeshag337@gmail.com
5	Dr. Mahak Singh	Scientist	Animal Reproduction & Gynaecology	mahaksinghivri@gmail.com
6	Dr. Azeze Seyie	Scientist	Spices, Plantation & Medicinal & Aromatic Plants	azezeseyie@yahoo.com
7	Jyotish Barman	Scientist	Fisheries Resource Management	jyotish5@gmail.com
8	Aabon W Yanthan	Scientist	Vegetable Science	aabon.iari@gmail.com



Integrated Agromet Advisory Service Bulletin from 29th April to 3rd May'17

Mon District

Bulletin No:32/2017

<i>Weather summary of the preceding week</i>	<i>Weather forecast valid upto 3rd May'17</i>
<ul style="list-style-type: none"> ▪ Light rain occurred the past week ▪ Maximum and minimum temperatures ranged 27^oC to 29^oC and 13^oC to 18^oC, respectively. ▪ Relative humidity varied from 22% to 95% ▪ Wind speed ranged from 1 to 2 kmph 	<ul style="list-style-type: none"> ▪ Probability of light rain the coming week. ▪ Max temp is likely to be 28^oC - 29^oC and the min temp 20^oC to 22^oC ▪ Sky is likely to be mainly cloudy the coming week ▪ Relative Humidity is likely to range from 38% to 93%. ▪ Wind speed may reach upto 1- 2 kmph ▪ Wind direction will be mostly southerly

Field crops

General Recommendations

- As there is probability of light rain this week too, proper drainage should be maintained in the field and proper weeding and earthing up should be carried out.
- For successful crop rotation, non- leguminous crop should be followed by leguminous crop or vice- versa.
- Due to variable weather, farmers are advised to do constant monitoring against attack of pest and disease in vegetable crop, if symptom is observed then take protection measures as per recommendation when sky remain clear.
- Sowing of green manure crop is advised in those field where harvesting of *rabi* crop is completed. Sowing of cluster bean, daincha, etc may be done for green manure. For proper germination and growth of the crop soil should have sufficient moisture
- Deep ploughing of fields after harvesting of *rabi* crops is advised so that eggs and pupating stages of insects and weed seeds are destroyed due to high day temperature.

Main Crops	Stage	Pest/ Diseases	Agro-meteorological Advisories
<i>Jhum paddy</i>	Vegetative stage	Blast	<i>Maintain field sanitation and adopt clean cultivation</i>
<i>TRC/WRC paddy</i>			<i>Crop rotation should be adopted to break the cycle between insect pests or pathogen and host plant.</i>
<i>Summer maize</i>	Vegetative stage		<i>Maintain proper drainage in the field. As there is probability of rain this week too, after weeding, earthing up should be done.</i>
<i>Green gram</i>	Vegetative stage		<i>Clean cultivation should be maintained</i>

Horticultural crop

- In nursery, to avoid damping off, other soil borne diseases, root rot and wilt diseases sow the seeds in raised bed.

- Maintain proper sanitation –
 - ✓ Removal and burning of previous crop debris and infected plant parts, Remove weeds at regular intervals

Mandarin			<ul style="list-style-type: none"> • During this season, single spray of bavistin (0.1%) should be done • After 15 days spray the bordeaux mixture (1%)
Okra	Vegetative stage		<p>Grow maize on borders as a barrier to prevent the entry of shoot & fruit borer adults.</p> <p>Weeding should be done and earthing up should be carried out.</p>
Potato	Maturing stage		<ul style="list-style-type: none"> • Farmers are advised to monitor the field for the incidence of blight.
		Potato aphids	<ul style="list-style-type: none"> • Check for potato aphids which transmits potato leaf curl virus. Aphids pierce veins, stems, growing tips, and blossoms with their needle-like mouthparts. As a result, blossoms shed and yield is reduced. New growth becomes stunted and curled. Heavily infested plants turn brown and die from the top down. Aphids tend to spread rapidly from field to field
		Early blight and late blight	<ul style="list-style-type: none"> • Remove the affected plant/parts and regular monitoring of field for disease should be done. • Provide proper earthing up (15cm height) to reduce the infection of tubers.
Cucurbits	Vegetative stage		<ul style="list-style-type: none"> • Spray <i>ethrel (plant growth regulator) @0.2 ml in 1 lt of water at 2 true leaf stage and second spray at 4 true leaf stage to increase the number of fruits.</i>
Summer vegetables	Vegetative stage		<ul style="list-style-type: none"> • For spring summer vegetables, the young seedlings should be taken care properly. Monitor the field for damping off and other fungal disease. Take proper measures.
Brinjal	Transplanting stage		<ul style="list-style-type: none"> • Transplanting of young seedlings of brinjal may be done in prepared fields. Seed treatment should be done. Use well decomposed FYM 10-12 tonne/acre in the field after ploughing.
Naga king chilli	Transplanting stage	Damping off	<p>February sown king chilli may be transplanted in the field at 90-100cm spacing. Well decomposed FYM/vermicompost or other locally available manures should be applied.</p>
Fruit trees			<p>Pits for fruit plantations should be ready for May - June planting (1x1x1 m³ pit size.</p>
Mango		Mango hopper	<p>In mango orchard, farmers are advised for monitoring the mango hopper. Infected inflorescence should be destroyed.</p>

Livestock

Poultry

- Provide clean and fresh water. All waterers should be cleaned daily
- Antibiotics or other stress medications may be added to water if desired and all waterers should be cleaned daily

Piggery

- During this season, try to keep the shelter waterproof and well ventilated as they do not sweat and can suffer greatly in extreme heat.

Fishery

- Rake the pond bottom and allow to dry.
- Apply lime powder over dry surface of the pond bottom.
- Clear jungle and do minor repairing of dyke.



SCIENTIFIC EXPERT COMMITTEE

Sl.no	Name	Designation	Department	
1	Dr.D.J. Rajkhowa	Principle Scientist	Agronomy	djrajkhowa@gmail.com
2	Dr. L.K. Baishya	Senior Scientist	Agronomy	lkbicar@gmail.com
3	Ph. Romen Sharma	Scientist	Agricultural Extension	romen.agext@gmail.com
4	Dr. Rajesha G	Scientist	Plant Pathology	rajeshag337@gmail.com
5	Dr. Mahak Singh	Scientist	Animal Reproduction & Gynaecology	mahaksinghivri@gmail.com
6	Dr. Azeze Seyie	Scientist	Spices, Plantation & Medicinal & Aromatic Plants	azezeseyie@yahoo.com
7	Jyotish Barman	Scientist	Fisheries Resource Management	jyotish5@gmail.com
8	Aabon W Yanthan	Scientist	Vegetable Science	aabon.iari@gmail.com



Integrated Agromet Advisory Service Bulletin from 29th April to 3rd May'17

Peren District

Bulletin No:32/2017

Weather summary of the preceding week

- Light rain occurred the past week
- Maximum and minimum temperatures ranged 26⁰C to 31⁰C and 16⁰C to 18⁰C, respectively.
- Relative humidity varied from 17% to 95%.
- Wind speed ranged from 1 to 2 kmph

Weather forecast valid upto 3rd May'17

- Probability of light rain the coming week.
- **Max temp** is likely to be 30⁰C - 31⁰C and the **min temp** 19⁰C to 20⁰C
- **Sky is likely to be clear** the coming week
- **Relative Humidity** is likely to range from 36% to 90%.
- **Wind speed** may reach upto 1- 2 kmph
- **Wind direction** will be mostly southerly


Field crops

General Recommendations

- As there is probability of light rain this week too, proper drainage should be maintained in the field and proper weeding and earthing up should be carried out.
- For successful crop rotation, non- leguminous crop should be followed by leguminous crop or vice- versa.
- Due to variable weather, farmers are advised to do constant monitoring against attack of pest and disease in vegetable crop, if symptom is observed then take protection measures as per recommendation when sky remain clear.
- Sowing of green manure crop is advised in those field where harvesting of *rabi* crop is completed. Sowing of cluster bean, daincha, etc may be done for green manure. For proper germination and growth of the crop soil should have sufficient moisture
- Deep ploughing of fields after harvesting of *rabi* crops is advised so that eggs and pupating stages of insects and weed seeds are destroyed due to high day temperature.

Main Crops	Stage	Pest/ Diseases	Agro-meteorological Advisories
<i>Jhum paddy</i>	Vegetative stage	Blast	<i>Maintain field sanitation and adopt clean cultivation</i>
<i>TRC/WRC paddy</i>			<i>Crop rotation should be adopted to break the cycle between insect pests or pathogen and host plant.</i>
<i>Summer maize</i>	Vegetative stage		<i>Maintain proper drainage in the field. As there is probability of rain this week too, after weeding, earthing up should be done.</i>

Green gram	Vegetative stage		<i>Clean cultivation should be maintained</i>
Horticultural crop			
<ul style="list-style-type: none"> • In nursery, to avoid damping off, other soil borne diseases, root rot and wilt diseases sow the seeds in raised bed. • Maintain proper sanitation – <ul style="list-style-type: none"> ✓ Removal and burning of previous crop debris and infected plant parts, Remove weeds at regular intervals 			
Mandarin			<ul style="list-style-type: none"> • <i>During this season, single spray of bavistin (0.1%) should be done</i> • <i>After 15 days spray the bordeaux mixture (1%)</i>
Okra	Vegetative stage		<p><i>Grow maize on borders as a barrier to prevent the entry of shoot & fruit borer adults.</i></p> <p><i>Weeding should be done and earthing up should be carried out.</i></p>
Potato	Maturing stage		<ul style="list-style-type: none"> • <i>Farmers are advised to monitor the field for the incidence of blight.</i>
		Potato aphids	<ul style="list-style-type: none"> • <i>Check for potato aphids which transmits potato leaf curl virus. Aphids pierce veins, stems, growing tips, and blossoms with their needle-like mouthparts. As a result, blossoms shed and yield is reduced. New growth becomes stunted and curled. Heavily infested plants turn brown and die from the top down. Aphids tend to spread rapidly from field to field</i>
		Early blight and late blight	<ul style="list-style-type: none"> • <i>Remove the affected plant/parts and regular monitoring of field for disease should be done.</i> • <i>Provide proper earthing up (15cm height) to reduce the infection of tubers.</i>
Cucurbits	Vegetative stage		<ul style="list-style-type: none"> • <i>Spray ethrel (plant growth regulator) @0.2 ml in 1 lt of water at 2 true leaf stage and second spray at 4 true leaf stage to increase the number of fruits.</i>
Summer vegetables	Vegetative stage		<ul style="list-style-type: none"> • <i>For spring summer vegetables, the young seedlings should be taken care properly. Monitor the field for damping off and other fungal disease. Take proper measures.</i>
Brinjal	Transplanting stage		<ul style="list-style-type: none"> • <i>Transplanting of young seedlings of brinjal may be done in prepared fields. Seed treatment should be done. Use well decomposed FYM 10-12 tonne/acre in the field after ploughing.</i>
Naga king chilli	Transplanting stage	Damping off	<p><i>February sown king chilli may be transplanted in the field at 90-100cm spacing. Well decomposed FYM/vermicompost or other locally available</i></p>

			<i>manures should be applied.</i>
	<i>Fruit trees</i>		<i>Pits for fruit plantations should be ready for May - June planting (1x1x1) m3 pit size.</i>
	<i>Mango</i>	Mango hopper	<i>In mango orchard, farmers are advised for monitoring the mango hopper. Infected inflorescence should be destroyed.</i>
	<i>Livestock</i>		
	<i>Poultry</i>	<ul style="list-style-type: none"> • Provide clean and fresh water. All waterers should be cleaned daily • Antibiotics or other stress medications may be added to water if desired and all waterers should be cleaned daily 	
<i>Piggery</i>	<ul style="list-style-type: none"> • During this season, try to keep the shelter waterproof and well ventilated as they do not sweat and can suffer greatly in extreme heat. 		
<i>Fishery</i>	<ul style="list-style-type: none"> • Rake the pond bottom and allow to dry. • Apply lime powder over dry surface of the pond bottom. • Clear jungle and do minor repairing of dyke. 		

SCIENTIFIC EXPERT COMMITTEE

Sl.no	Name	Designation	Department	
1	Dr.D.J. Rajkhowa	Principle Scientist	Agronomy	djrajkhowa@gmail.com
2	Dr. L.K. Baishya	Senior Scientist	Agronomy	lkbicar@gmail.com
3	Ph. Romen Sharma	Scientist	Agricultural Extension	romen.agext@gmail.com
4	Dr. Rajesha G	Scientist	Plant Pathology	rajeshag337@gmail.com
5	Dr. Mahak Singh	Scientist	Animal Reproduction & Gynaecology	mahaksinghivri@gmail.com
6	Dr. Azeze Seyie	Scientist	Spices, Plantation & Medicinal & Aromatic Plants	azezeseyie@yahoo.com
7	Jyotish Barman	Scientist	Fisheries Resource Management	jyotish5@gmail.com
8	Aabon W Yanthan	Scientist	Vegetable Science	aabon.iari@gmail.com



Integrated Agromet Advisory Service Bulletin from 29th April to 3rd May '17 Phek District

Bulletin No:32/2017

ICAR RESEARCH COMPLEX FOR NEH REGION
 (Indian Council of Agricultural Research)
 NAGALAND CENTER, JHARNAPANI, MEDZIPHEMA

<i>Weather summary of the preceding week</i>	<i>Weather forecast valid upto 3rd May '17</i>
<ul style="list-style-type: none"> ▪ Light rain occurred the past week ▪ Maximum and minimum temperatures ranged 25⁰C to 31⁰C and 11⁰C to 18⁰C, respectively. ▪ Relative humidity varied from 17% to 95%. ▪ Wind speed ranged from 1 to 2 kmph 	<ul style="list-style-type: none"> ▪ Probability of light rain the coming week. ▪ Max temp is likely to be 30⁰C - 31⁰C and the min temp 17⁰C to 19⁰C ▪ Sky is likely to be mainly cloudy the coming week ▪ Relative Humidity is likely to range from 32% to 79%. ▪ Wind speed may reach upto 1- 2 kmph Wind direction will be mostly southerly


Field crops

General Recommendations

- As there is probability of light rain this week too, proper drainage should be maintained in the field and proper weeding and earthing up should be carried out.
- For successful crop rotation, non- leguminous crop should be followed by leguminous crop or vice- versa.
- Due to variable weather, farmers are advised to do constant monitoring against attack of pest and disease in vegetable crop, if symptom is observed then take protection measures as per recommendation when sky remain clear.
- Sowing of green manure crop is advised in those field where harvesting of *rabi* crop is completed. Sowing of cluster bean, daincha, etc may be done for green manure. For proper germination and growth of the crop soil should have sufficient moisture
- Deep ploughing of fields after harvesting of *rabi* crops is advised so that eggs and pupating stages of insects and weed seeds are destroyed due to high day temperature.

Main Crops	Stage	Pest/ Diseases	Agro-meteorological Advisories
<i>Jhum paddy</i>	Vegetative stage	Blast	<i>Maintain field sanitation and adopt clean cultivation</i>
<i>TRC/WRC paddy</i>			<i>Crop rotation should be adopted to break the cycle between insect pests or pathogen and host plant.</i>
<i>Summer maize</i>	Vegetative stage		<i>Maintain proper drainage in the field. As there is probability of rain this week too, after weeding, earthing up should be done.</i>

Green gram	Vegetative stage		<i>Clean cultivation should be maintained</i>
Horticultural crop			
<ul style="list-style-type: none"> • In nursery, to avoid damping off, other soil borne diseases, root rot and wilt diseases sow the seeds in raised bed. • Maintain proper sanitation – <ul style="list-style-type: none"> ✓ Removal and burning of previous crop debris and infected plant parts, Remove weeds at regular intervals 			
Mandarin			<ul style="list-style-type: none"> • <i>During this season, single spray of bavistin (0.1%) should be done</i> • <i>After 15 days spray the bordeaux mixture (1%)</i>
Okra	Vegetative stage		<p><i>Grow maize on borders as a barrier to prevent the entry of shoot & fruit borer adults.</i></p> <p><i>Weeding should be done and earthing up should be carried out.</i></p>
Potato	Maturing stage		<ul style="list-style-type: none"> • <i>Farmers are advised to monitor the field for the incidence of blight.</i>
		Potato aphids	<i>Check for potato aphids which transmits potato leaf curl virus. Aphids pierce veins, stems, growing tips, and blossoms with their needle-like mouthparts. As a result, blossoms shed and yield is reduced. New growth becomes stunted and curled. Heavily infested plants turn brown and die from the top down. Aphids tend to spread rapidly from field to field</i>
		Early blight and late blight	<ul style="list-style-type: none"> • <i>Remove the affected plant/parts and regular monitoring of field for disease should be done.</i> • <i>Provide proper earthing up (15cm height) to reduce the infection of tubers.</i>
Cucurbits	Vegetative stage		<ul style="list-style-type: none"> • <i>Spray ethrel (plant growth regulator) @0.2 ml in 1 lt of water at 2 true leaf stage and second spray at 4 true leaf stage to increase the number of fruits.</i>
Summer vegetables	Vegetative stage		<ul style="list-style-type: none"> • <i>For spring summer vegetables, the young seedlings should be taken care properly. Monitor the field for damping off and other fungal disease. Take proper measures.</i>
Brinjal	Transplanting stage		<ul style="list-style-type: none"> • <i>Transplanting of young seedlings of brinjal may be done in prepared fields. Seed treatment should be done. Use well decomposed FYM 10-12 tonne/acre in the field after ploughing.</i>
Naga king chilli	Transplanting stage	Damping off	<i>February sown king chilli may be transplanted in the field at 90-100cm spacing. Well decomposed FYM/vermicompost or other locally available manures should be applied.</i>

	Fruit trees			<i>Pits for fruit plantations should be ready for May - June planting (1x1x1) m3 pit size.</i>
	Mango		Mango hopper	<i>In mango orchard, farmers are advised for monitoring the mango hopper. Infected inflorescence should be destroyed.</i>
	Livestock			
	Poultry	<ul style="list-style-type: none"> • Provide clean and fresh water. All waterers should be cleaned daily • Antibiotics or other stress medications may be added to water if desired and all waterers should be cleaned daily 		
	Piggery	<ul style="list-style-type: none"> • During this season, try to keep the shelter waterproof and well ventilated as they do not sweat and can suffer greatly in extreme heat. 		
 भारतीय ICAR	Fishery	<ul style="list-style-type: none"> • Rake the pond bottom and allow to dry. • Apply lime powder over dry surface of the pond bottom. • Clear jungle and do minor repairing of dyke. 		

SCIENTIFIC EXPERT COMMITTEE

Sl.no	Name	Designation	Department	
1	Dr.D.J. Rajkhowa	Principle Scientist	Agronomy	djrajkhowa@gmail.com
2	Dr. L.K. Baishya	Senior Scientist	Agronomy	lkbicar@gmail.com
3	Ph. Romen Sharma	Scientist	Agricultural Extension	romen.agext@gmail.com
4	Dr. Rajesha G	Scientist	Plant Pathology	rajeshag337@gmail.com
5	Dr. Mahak Singh	Scientist	Animal Reproduction & Gynaecology	mahaksinghivri@gmail.com
6	Dr. Azeze Seyie	Scientist	Spices, Plantation & Medicinal & Aromatic Plants	azezeseyie@yahoo.com
7	Jyotish Barman	Scientist	Fisheries Resource Management	jyotish5@gmail.com
8	Aabon W Yanthan	Scientist	Vegetable Science	aabon.iari@gmail.com



Integrated Agromet Advisory Service Bulletin from 29th April to 3rd May'17 Tuensang District

Bulletin No:32/2017

Weather summary of the preceding week

- Light rain occurred the past week
- Maximum and minimum temperatures ranged 25⁰C to 31⁰C and 12⁰C to 19⁰C, respectively.
- Relative humidity varied from 29% to 91%.
- Wind speed ranged from 1 to 2 kmph

Weather forecast valid upto 3rd May'17

- Probability of light rain the coming week.
- **Max temp** is likely to be 28⁰C - 29⁰C and the **min temp** 20⁰C to 22⁰C
- **Sky is likely to be mainly cloudy** the coming week
- **Relative Humidity** is likely to range from 30% to 90%.
- **Wind speed** may reach upto 1 - 2 kmph
- **Wind direction** will be mostly southerly

Field crops

General Recommendations


- As there is probability of light rain this week too, proper drainage should be maintained in the field and proper weeding and earthing up should be carried out.
- For successful crop rotation, non- leguminous crop should be followed by leguminous crop or vice- versa.
- Due to variable weather, farmers are advised to do constant monitoring against attack of pest and disease in vegetable crop, if symptom is observed then take protection measures as per recommendation when sky remain clear.
- Sowing of green manure crop is advised in those field where harvesting of *rabi* crop is completed. Sowing of cluster bean, daincha, etc may be done for green manure. For proper germination and growth of the crop soil should have sufficient moisture
- Deep ploughing of fields after harvesting of *rabi* crops is advised so that eggs and pupating stages of insects and weed seeds are destroyed due to high day temperature.

Main Crops	Stage	Pest/ Diseases	Agro-meteorological Advisories
<i>Jhum paddy</i>	Vegetative stage	Blast	<i>Maintain field sanitation and adopt clean cultivation</i>
<i>TRC/WRC paddy</i>			<i>Crop rotation should be adopted to break the cycle between insect pests or pathogen and host plant.</i>
<i>Summer maize</i>	Vegetative stage		<i>Maintain proper drainage in the field. As there is probability of rain this week too, after weeding, earthing up should be done.</i>
<i>Green gram</i>	Vegetative stage		<i>Clean cultivation should be maintained</i>

Horticultural crop

- In nursery, to avoid damping off, other soil borne diseases, root rot and wilt diseases sow the seeds in raised bed.
- Maintain proper sanitation –
 - ✓ Removal and burning of previous crop debris and infected plant parts, Remove weeds at regular intervals

<i>Mandarin</i>			<ul style="list-style-type: none"> • <i>During this season, single spray of bavistin (0.1%) should be done</i> • <i>After 15 days spray the bordeaux mixture (1%)</i>
<i>Okra</i>	Vegetative stage		<p><i>Grow maize on borders as a barrier to prevent the entry of shoot & fruit borer adults.</i></p> <p><i>Weeding should be done and earthing up should be carried out.</i></p>
<i>Potato</i>	Maturing stage		<ul style="list-style-type: none"> • <i>Farmers are advised to monitor the field for the incidence of blight.</i>
		Potato aphids	<p><i>Check for potato aphids which transmits potato leaf curl virus. Aphids pierce veins, stems, growing tips, and blossoms with their needle-like mouthparts. As a result, blossoms shed and yield is reduced. New growth becomes stunted and curled. Heavily infested plants turn brown and die from the top down. Aphids tend to spread rapidly from field to field</i></p>
		Early blight and late blight	<ul style="list-style-type: none"> • <i>Remove the affected plant/parts and regular monitoring of field for disease should be done.</i> • <i>Provide proper earthing up (15cm height) to reduce the infection of tubers.</i>
<i>Cucurbits</i>	Vegetative stage		<ul style="list-style-type: none"> • <i>Spray <u>ethrel (plant growth regulator) @0.2 ml in 1 lt of water at 2 true leaf stage and second spray at 4 true leaf stage to increase the number of fruits.</u></i>
<i>Summer vegetables</i>	Vegetative stage		<ul style="list-style-type: none"> • <i>For spring summer vegetables, the young seedlings should be taken care properly. Monitor the field for damping off and other fungal disease. Take proper measures.</i>
<i>Brinjal</i>	Transplanting stage		<ul style="list-style-type: none"> • <i>Transplanting of young seedlings of brinjal may be done in prepared fields. Seed treatment should be done. Use well decomposed FYM 10-12 tonne/acre in the field after ploughing.</i>
<i>Naga king chilli</i>	Transplanting stage	Damping off	<p><i>February sown king chilli may be transplanted in the field at 90-100cm spacing. Well decomposed FYM/vermicompost or other locally available manures should be applied.</i></p>
<i>Fruit trees</i>			<p><i>Pits for fruit plantations should be ready for May - June planting (1x1x1 m3 pit size.</i></p>
<i>Mango</i>		Mango	<p><i>In mango orchard, farmers are advised for monitoring the mango hopper.</i></p>

			hopper	<i>Infected inflorescence should be destroyed.</i>
	Livestock			
	Poultry	<ul style="list-style-type: none"> • Provide clean and fresh water. All waterers should be cleaned daily • Antibiotics or other stress medications may be added to water if desired and all waterers should be cleaned daily 		
	Piggery	<ul style="list-style-type: none"> • During this season, try to keep the shelter waterproof and well ventilated as they do not sweat and can suffer greatly in extreme heat. 		
Fishery	<ul style="list-style-type: none"> • Rake the pond bottom and allow to dry. • Apply lime powder over dry surface of the pond bottom. • Clear jungle and do minor repairing of dyke. 			

SCIENTIFIC EXPERT COMMITTEE

Sl.no	Name	Designation	Department	
1	Dr.D.J. Rajkhowa	Principle Scientist	Agronomy	djrajkhowa@gmail.com
2	Dr. L.K. Baishya	Senior Scientist	Agronomy	lkbicar@gmail.com
3	Ph. Romen Sharma	Scientist	Agricultural Extension	romen.agext@gmail.com
4	Dr. Rajesha G	Scientist	Plant Pathology	rajeshag337@gmail.com
5	Dr. Mahak Singh	Scientist	Animal Reproduction & Gynaecology	mahaksinghivri@gmail.com
6	Dr. Azeze Seyie	Scientist	Spices, Plantation & Medicinal & Aromatic Plants	azezeseyie@yahoo.com
7	Jyotish Barman	Scientist	Fisheries Resource Management	jyotish5@gmail.com
8	Aabon W Yanthan	Scientist	Vegetable Science	aabon.iari@gmail.com



Integrated Agromet Advisory Service Bulletin from 29th April to 3rd May'17

Wokha District

Bulletin No:32/2017

Weather summary of the preceding week

- Light rain occurred the past week
- Maximum and minimum temperatures ranged 25⁰C to 30⁰C and 11⁰C to 20⁰C, respectively.
- Relative humidity varied from 16% to 94%.
- Wind speed ranged from 2 to 4 kmph

Weather forecast valid upto 3rd May'17

- Probability of light rain the coming week.
- **Max temp** is likely to be 28⁰C - 29⁰C and the **min temp** 17⁰C to 19⁰C
- **Sky is likely to be mainly cloudy** the coming week
- **Relative Humidity** is likely to range from 32% to 84%.
- **Wind speed** may reach upto 2- 4 kmph
- **Wind direction** will be mostly southeasterly

Field crops

General Recommendations


- As there is probability of light rain this week too, proper drainage should be maintained in the field and proper weeding and earthing up should be carried out.
- For successful crop rotation, non- leguminous crop should be followed by leguminous crop or vice- versa.
- Due to variable weather, farmers are advised to do constant monitoring against attack of pest and disease in vegetable crop, if symptom is observed then take protection measures as per recommendation when sky remain clear.
- Sowing of green manure crop is advised in those field where harvesting of *rabi* crop is completed. Sowing of cluster bean, daincha, etc may be done for green manure. For proper germination and growth of the crop soil should have sufficient moisture
- Deep ploughing of fields after harvesting of *rabi* crops is advised so that eggs and pupating stages of insects and weed seeds are destroyed due to high day temperature.

Main Crops	Stage	Pest/ Diseases	Agro-meteorological Advisories
<i>Jhum paddy</i>	Vegetative stage	Blast	<i>Maintain field sanitation and adopt clean cultivation</i>
<i>TRC/WRC paddy</i>			<i>Crop rotation should be adopted to break the cycle between insect pests or pathogen and host plant.</i>
<i>Summer maize</i>	Vegetative stage		<i>Maintain proper drainage in the field. As there is probability of rain this week too, after weeding, earthing up should be done.</i>
<i>Green gram</i>	Vegetative stage		<i>Clean cultivation should be maintained</i>

Horticultural crop

ICAR RESEARCH COMPLEX FOR NEH REGION
 (Indian Council of Agricultural Research)
 NAGALAND CENTER, JHARNAPANI, MEDZIPHEMA

			<ul style="list-style-type: none"> • In nursery, to avoid damping off, other soil borne diseases, root rot and wilt diseases sow the seeds in raised bed. • Maintain proper sanitation – <ul style="list-style-type: none"> ✓ Removal and burning of previous crop debris and infected plant parts, Remove weeds at regular intervals
Mandarin			<ul style="list-style-type: none"> • During this season, single spray of bavistin (0.1%) should be done • After 15 days spray the bordeaux mixture (1%)
Okra	Vegetative stage		<p>Grow maize on borders as a barrier to prevent the entry of shoot & fruit borer adults.</p> <p>Weeding should be done and earthing up should be carried out.</p>
Potato	Maturing stage		<ul style="list-style-type: none"> • Farmers are advised to monitor the field for the incidence of blight.
		Potato aphids	<p>Check for potato aphids which transmits potato leaf curl virus. Aphids pierce veins, stems, growing tips, and blossoms with their needle-like mouthparts. As a result, blossoms shed and yield is reduced. New growth becomes stunted and curled. Heavily infested plants turn brown and die from the top down. Aphids tend to spread rapidly from field to field</p>
		Early blight and late blight	<ul style="list-style-type: none"> • Remove the affected plant/parts and regular monitoring of field for disease should be done. • Provide proper earthing up (15cm height) to reduce the infection of tubers.
Cucurbits	Vegetative stage		<ul style="list-style-type: none"> • Spray ethrel (plant growth regulator) @0.2 ml in 1 lt of water at 2 true leaf stage and second spray at 4 true leaf stage to increase the number of fruits.
Summer vegetables	Vegetative stage		<ul style="list-style-type: none"> • For spring summer vegetables, the young seedlings should be taken care properly. Monitor the field for damping off and other fungal disease. Take proper measures.
Brinjal	Transplanting stage		<ul style="list-style-type: none"> • Transplanting of young seedlings of brinjal may be done in prepared fields. Seed treatment should be done. Use well decomposed FYM 10-12 tonne/acre in the field after ploughing.
Naga king chilli	Transplanting stage	Damping off	<p>February sown king chilli may be transplanted in the field at 90-100cm spacing. Well decomposed FYM/vermicompost or other locally available manures should be applied.</p>
Fruit trees			<p>Pits for fruit plantations should be ready for May - June planting (1x1x1) m³ pit size.</p>

	Mango		Mango hopper	<i>In mango orchard, farmers are advised for monitoring the mango hopper. Infected inflorescence should be destroyed.</i>
	Livestock			
	Poultry	<ul style="list-style-type: none"> • Provide clean and fresh water. All waterers should be cleaned daily • Antibiotics or other stress medications may be added to water if desired and all waterers should be cleaned daily 		
	Piggery	<ul style="list-style-type: none"> • During this season, try to keep the shelter waterproof and well ventilated as they do not sweat and can suffer greatly in extreme heat. 		
	Fishery	<ul style="list-style-type: none"> • Rake the pond bottom and allow to dry. • Apply lime powder over dry surface of the pond bottom. • Clear jungle and do minor repairing of dyke. 		

SCIENTIFIC EXPERT COMMITTEE

Sl.no	Name	Designation	Department	
1	Dr.D.J. Rajkhowa	Principle Scientist	Agronomy	djrajkhowa@gmail.com
2	Dr. L.K. Baishya	Senior Scientist	Agronomy	lkbicar@gmail.com
3	Ph. Romen Sharma	Scientist	Agricultural Extension	romen.agext@gmail.com
4	Dr. Rajesha G	Scientist	Plant Pathology	rajeshag337@gmail.com
5	Dr. Mahak Singh	Scientist	Animal Reproduction & Gynaecology	mahaksinghivri@gmail.com
6	Dr. Azeze Seyie	Scientist	Spices, Plantation & Medicinal & Aromatic Plants	azezeseyie@yahoo.com
7	Jyotish Barman	Scientist	Fisheries Resource Management	jyotish5@gmail.com
8	Aabon W Yanthan	Scientist	Vegetable Science	aabon.iari@gmail.com



--	--



Integrated Agromet Advisory Service Bulletin from 29th April to 3rd May '17 Zunheboto District

Bulletin No:32/2017

<i>Weather summary of the preceding week</i>	<i>Weather forecast valid upto 3rd May '17</i>
<ul style="list-style-type: none"> ▪ Light rain occurred the past week ▪ Maximum and minimum temperatures ranged 24^oC to 31^oC and 11^oC to 19^oC, respectively. ▪ Relative humidity varied from 29% to 93%. ▪ Wind speed ranged from 1 to 2 kmph 	<ul style="list-style-type: none"> ▪ Probability of light rain the coming week. ▪ Max temp is likely to be 28^oC - 29^oC and the min temp 20^oC to 21^oC ▪ Sky is likely to be mainly cloudy the coming week ▪ Relative Humidity is likely to range from 32% to 87%. ▪ Wind speed may reach upto 1- 2 kmph ▪ Wind direction will be mostly southeasterly

Field crops

General Recommendations


- As there is probability of light rain this week too, proper drainage should be maintained in the field and proper weeding and earthing up should be carried out.
- For successful crop rotation, non- leguminous crop should be followed by leguminous crop or vice- versa.
- Due to variable weather, farmers are advised to do constant monitoring against attack of pest and disease in vegetable crop, if symptom is observed then take protection measures as per recommendation when sky remain clear.
- Sowing of green manure crop is advised in those field where harvesting of *rabi* crop is completed. Sowing of cluster bean, daincha, etc may be done for green manure. For proper germination and growth of the crop soil should have sufficient moisture
- Deep ploughing of fields after harvesting of *rabi* crops is advised so that eggs and pupating stages of insects and weed seeds are destroyed due to high day temperature.

Main Crops	Stage	Pest/ Diseases	Agro-meteorological Advisories
<i>Jhum paddy</i>	Vegetative stage	Blast	<i>Maintain field sanitation and adopt clean cultivation</i>
<i>TRC/WRC paddy</i>			<i>Crop rotation should be adopted to break the cycle between insect pests or pathogen and host plant.</i>
<i>Summer maize</i>	Vegetative stage		<i>Maintain proper drainage in the field. As there is probability of rain this week too, after weeding, earthing up should be done.</i>
<i>Green gram</i>	Vegetative stage		<i>Clean cultivation should be maintained</i>

Horticultural crop

- In nursery, to avoid damping off, other soil borne diseases, root rot and wilt diseases sow the seeds in raised bed.
- Maintain proper sanitation –
 - ✓ Removal and burning of previous crop debris and infected plant parts, Remove weeds at regular intervals

<i>Mandarin</i>			<ul style="list-style-type: none"> • <i>During this season, single spray of bavistin (0.1%) should be done</i> • <i>After 15 days spray the bordeaux mixture (1%)</i>
<i>Okra</i>	Vegetative stage		<p><i>Grow maize on borders as a barrier to prevent the entry of shoot & fruit borer adults.</i></p> <p><i>Weeding should be done and earthing up should be carried out.</i></p>
<i>Potato</i>	Maturing stage		<ul style="list-style-type: none"> • <i>Farmers are advised to monitor the field for the incidence of blight.</i>
		Potato aphids	<ul style="list-style-type: none"> • <i>Check for potato aphids which transmits potato leaf curl virus. Aphids pierce veins, stems, growing tips, and blossoms with their needle-like mouthparts. As a result, blossoms shed and yield is reduced. New growth becomes stunted and curled. Heavily infested plants turn brown and die from the top down. Aphids tend to spread rapidly from field to field</i>
		Early blight and late blight	<ul style="list-style-type: none"> • <i>Remove the affected plant/parts and regular monitoring of field for disease should be done.</i> • <i>Provide proper earthing up (15cm height) to reduce the infection of tubers.</i>
<i>Cucurbits</i>	Vegetative stage		<ul style="list-style-type: none"> • <i>Spray ethrel (plant growth regulator) @0.2 ml in 1 lt of water at 2 true leaf stage and second spray at 4 true leaf stage to increase the number of fruits.</i>
<i>Summer vegetables</i>	Vegetative stage		<ul style="list-style-type: none"> • <i>For spring summer vegetables, the young seedlings should be taken care properly. Monitor the field for damping off and other fungal disease. Take proper measures.</i>
<i>Brinjal</i>	Transplanting stage		<ul style="list-style-type: none"> • <i>Transplanting of young seedlings of brinjal may be done in prepared fields. Seed treatment should be done. Use well decomposed FYM 10-12 tonne/acre in the field after ploughing.</i>
<i>Naga king chilli</i>	Transplanting stage	Damping off	<p><i>February sown king chilli may be transplanted in the field at 90-100cm spacing. Well decomposed FYM/vermicompost or other locally available manures should be applied.</i></p>
<i>Fruit trees</i>			<p><i>Pits for fruit plantations should be ready for May - June planting (1x1x1) m3 pit size.</i></p>

	Mango		Mango hopper	<i>In mango orchard, farmers are advised for monitoring the mango hopper. Infected inflorescence should be destroyed.</i>
	Livestock			
	Poultry	<ul style="list-style-type: none"> • Provide clean and fresh water. All waterers should be cleaned daily • Antibiotics or other stress medications may be added to water if desired and all waterers should be cleaned daily 		
	Piggery	<ul style="list-style-type: none"> • During this season, try to keep the shelter waterproof and well ventilated as they do not sweat and can suffer greatly in extreme heat. 		
 भारतीय ICAR	Fishery	<ul style="list-style-type: none"> • Rake the pond bottom and allow to dry. • Apply lime powder over dry surface of the pond bottom. • Clear jungle and do minor repairing of dyke. 		

SCIENTIFIC EXPERT COMMITTEE

Sl.no	Name	Designation	Department	
1	Dr.D.J. Rajkhowa	Principle Scientist	Agronomy	djrajkhowa@gmail.com
2	Dr. L.K. Baishya	Senior Scientist	Agronomy	lkbicar@gmail.com
3	Ph. Romen Sharma	Scientist	Agricultural Extension	romen.agext@gmail.com
4	Dr. Rajesha G	Scientist	Plant Pathology	rajeshag337@gmail.com
5	Dr. Mahak Singh	Scientist	Animal Reproduction & Gynaecology	mahaksinghivri@gmail.com
6	Dr. Azeze Seyie	Scientist	Spices, Plantation & Medicinal & Aromatic Plants	azezeseyie@yahoo.com
7	Jyotish Barman	Scientist	Fisheries Resource Management	jyotish5@gmail.com
8	Aabon W Yanthan	Scientist	Vegetable Science	aabon.iari@gmail.com



Integrated Agromet Advisory Service Bulletin from 29th April to 3rd May'17 Dimapur District

Bulletin No:32/2017

Weather summary of the preceding week

- Light rain occurred the past week
- Maximum and minimum temperatures ranged 29^oC to 31^oC and 15^oC to 17^oC, respectively.
- Relative humidity varied from 17% to 94%.
- Wind speed ranged from 3 to 4 kmph

Weather forecast valid upto 3rd May'17

- Probability of light rain the coming week.
- **Max temp** is likely to be 30^oC - 31^oC and the **min temp** 18^oC to 20^oC
- **Sky is likely to be mainly cloudy** the coming week
- **Relative Humidity** is likely to range from 34% to 90%.
- **Wind speed** may reach upto 2- 4 kmph
Wind direction will be mostly southeasterly

Field crops

General Recommendations


- As there is probability of light rain this week too, proper drainage should be maintained in the field and proper weeding and earthing up should be carried out.
- For successful crop rotation, non- leguminous crop should be followed by leguminous crop or vice- versa.
- Due to variable weather, farmers are advised to do constant monitoring against attack of pest and disease in vegetable crop, if symptom is observed then take protection measures as per recommendation when sky remain clear.
- Sowing of green manure crop is advised in those field where harvesting of *rabi* crop is completed. Sowing of cluster bean, daincha, etc may be done for green manure. For proper germination and growth of the crop soil should have sufficient moisture
- Deep ploughing of fields after harvesting of *rabi* crops is advised so that eggs and pupating stages of insects and weed seeds are destroyed due to high day temperature.

Main Crops	Stage	Pest/ Diseases	Agro-meteorological Advisories
<i>Jhum paddy</i>	Vegetative stage	Blast	<i>Maintain field sanitation and adopt clean cultivation</i>
<i>TRC/WRC paddy</i>			<i>Crop rotation should be adopted to break the cycle between insect pests or pathogen and host plant.</i>
<i>Summer maize</i>	Vegetative stage		<i>Maintain proper drainage in the field. As there is probability of rain this week too, after weeding, earthing up should be done.</i>
<i>Green gram</i>	Vegetative stage		<i>Clean cultivation should be maintained</i>

Horticultural crop

- In nursery, to avoid damping off, other soil borne diseases, root rot and wilt diseases sow the seeds in raised bed.

<ul style="list-style-type: none"> Maintain proper sanitation – <ul style="list-style-type: none"> ✓ Removal and burning of previous crop debris and infected plant parts, Remove weeds at regular intervals 			
Mandarin			<ul style="list-style-type: none"> During this season, single spray of bavistin (0.1%) should be done After 15 days spray the bordeaux mixture (1%)
Okra	Vegetative stage		<p>Grow maize on borders as a barrier to prevent the entry of shoot & fruit borer adults.</p> <p>Weeding should be done and earthing up should be carried out.</p>
Potato	Maturing stage		<ul style="list-style-type: none"> Farmers are advised to monitor the field for the incidence of blight.
Cucurbits		Potato aphids	<ul style="list-style-type: none"> Check for potato aphids which transmits potato leaf curl virus. Aphids pierce veins, stems, growing tips, and blossoms with their needle-like mouthparts. As a result, blossoms shed and yield is reduced. New growth becomes stunted and curled. Heavily infested plants turn brown and die from the top down. Aphids tend to spread rapidly from field to field
		Early blight and late blight	<ul style="list-style-type: none"> Remove the affected plant/parts and regular monitoring of field for disease should be done. Provide proper earthing up (15cm height) to reduce the infection of tubers.
	Vegetative stage		<ul style="list-style-type: none"> Spray <i>ethrel (plant growth regulator)</i> @0.2 ml in 1 lt of water at 2 true leaf stage and second spray at 4 true leaf stage to increase the number of fruits.
Summer vegetables	Vegetative stage		<ul style="list-style-type: none"> For spring summer vegetables, the young seedlings should be taken care properly. Monitor the field for damping off and other fungal disease. Take proper measures.
Brinjal	Transplanting stage		<ul style="list-style-type: none"> Transplanting of young seedlings of brinjal may be done in prepared fields. Seed treatment should be done. Use well decomposed FYM 10-12 tonne/acre in the field after ploughing.
Naga king chilli	Transplanting stage	Damping off	<p>February sown king chilli may be transplanted in the field at 90-100cm spacing. Well decomposed FYM/vermicompost or other locally available manures should be applied.</p>
Fruit trees			<p>Pits for fruit plantations should be ready for May - June planting (1x1x1) m³ pit size.</p>
Mango		Mango hopper	<p>In mango orchard, farmers are advised for monitoring the mango hopper. Infected inflorescence should be destroyed.</p>

	<i>Livestock</i>			
	<i>Poultry</i>	<ul style="list-style-type: none"> • Provide clean and fresh water. All waterers should be cleaned daily • Antibiotics or other stress medications may be added to water if desired and all waterers should be cleaned daily 		
<i>Piggery</i>	<ul style="list-style-type: none"> • During this season, try to keep the shelter waterproof and well ventilated as they do not sweat and can suffer greatly in extreme heat. 			
 <p>भारत सरकार ICAR</p>	<i>Fishery</i>	<ul style="list-style-type: none"> • Prepare the pond • Apply lime and organic manure in case of pond filled with water • Remove aquatic weeds if infested • Small ponds can be made ready for nursery rearing 		

SCIENTIFIC EXPERT COMMITTEE

Sl.no	Name	Designation	Department	
1	Dr.D.J. Rajkhowa	Principle Scientist	Agronomy	djrajkhowa@gmail.com
2	Dr. L.K. Baishya	Senior Scientist	Agronomy	lkbicar@gmail.com
3	Ph. Romen Sharma	Scientist	Agricultural Extension	romen.agext@gmail.com
4	Dr. Rajesha G	Scientist	Plant Pathology	rajeshag337@gmail.com
5	Dr. Mahak Singh	Scientist	Animal Reproduction & Gynaecology	mahaksinghivri@gmail.com
6	Dr. Azeze Seyie	Scientist	Spices, Plantation & Medicinal & Aromatic Plants	azezeseyie@yahoo.com
7	Jyotish Barman	Scientist	Fisheries Resource Management	jyotish5@gmail.com
8	Aabon W Yanthan	Scientist	Vegetable Science	aabon.iari@gmail.com



Integrated Agromet Advisory Service Bulletin from 29th April to 3rd May'17 Kiphire District

Bulletin No:32/2017

Weather summary of the preceding week

- Light rain occurred the past week
- Maximum and minimum temperatures ranged 25^oC to 30^oC and 11^oC to 18^oC, respectively.
- Relative humidity varied from 17% to 95%.
- Wind speed ranged from 1 to 2 kmph

Weather forecast valid upto 3rd May'17

- Probability of light rain the coming week.
- **Max temp** is likely to be 27^oC - 29^oC and the **min temp** 18^oC to 19^oC
- **Sky is likely to be mainly clear** the coming week
- **Relative Humidity** is likely to range from 30% to 88%.
- **Wind speed** may reach upto 1- 2 kmph
- **Wind direction** will be mostly southerly

Field crops

General Recommendations


- As there is probability of light rain this week too, proper drainage should be maintained in the field and proper weeding and earthing up should be carried out.
- For successful crop rotation, non- leguminous crop should be followed by leguminous crop or vice- versa.
- Due to variable weather, farmers are advised to do constant monitoring against attack of pest and disease in vegetable crop, if symptom is observed then take protection measures as per recommendation when sky remain clear.
- Sowing of green manure crop is advised in those field where harvesting of *rabi* crop is completed. Sowing of cluster bean, daincha, etc may be done for green manure. For proper germination and growth of the crop soil should have sufficient moisture
- Deep ploughing of fields after harvesting of *rabi* crops is advised so that eggs and pupating stages of insects and weed seeds are destroyed due to high day temperature.

Main Crops	Stage	Pest/ Diseases	Agro-meteorological Advisories
<i>Jhum paddy</i>	Vegetative stage	Blast	<i>Maintain field sanitation and adopt clean cultivation</i>
<i>TRC/WRC paddy</i>			<i>Crop rotation should be adopted to break the cycle between insect pests or pathogen and host plant.</i>
<i>Summer maize</i>	Vegetative stage		<i>Maintain proper drainage in the field. As there is probability of rain this week too, after weeding, earthing up should be done.</i>
<i>Green gram</i>	Vegetative stage		<i>Clean cultivation should be maintained</i>

Horticultural crop

- In nursery, to avoid damping off, other soil borne diseases, root rot and wilt diseases sow the seeds in raised bed.
- Maintain proper sanitation –

✓ Removal and burning of previous crop debris and infected plant parts, Remove weeds at regular intervals			
Mandarin			<ul style="list-style-type: none"> • During this season, single spray of bavistin (0.1%) should be done • After 15 days spray the bordeaux mixture (1%)
Okra	Vegetative stage		<p>Grow maize on borders as a barrier to prevent the entry of shoot & fruit borer adults.</p> <p>Weeding should be done and earthing up should be carried out.</p>
Potato	Maturing stage		<ul style="list-style-type: none"> • Farmers are advised to monitor the field for the incidence of blight.
		Potato aphids	<ul style="list-style-type: none"> • Check for potato aphids which transmits potato leaf curl virus. Aphids pierce veins, stems, growing tips, and blossoms with their needle-like mouthparts. As a result, blossoms shed and yield is reduced. New growth becomes stunted and curled. Heavily infested plants turn brown and die from the top down. Aphids tend to spread rapidly from field to field
		Early blight and late blight	<ul style="list-style-type: none"> • Remove the affected plant/parts and regular monitoring of field for disease should be done. • Provide proper earthing up (15cm height) to reduce the infection of tubers.
Cucurbits	Vegetative stage		<ul style="list-style-type: none"> • Spray ethrel (plant growth regulator) @0.2 ml in 1 lt of water at 2 true leaf stage and second spray at 4 true leaf stage to increase the number of fruits.
Summer vegetables	Vegetative stage		<ul style="list-style-type: none"> • For spring summer vegetables, the young seedlings should be taken care properly. Monitor the field for damping off and other fungal disease. Take proper measures.
Brinjal	Transplanting stage		<ul style="list-style-type: none"> • Transplanting of young seedlings of brinjal may be done in prepared fields. Seed treatment should be done. Use well decomposed FYM 10-12 tonne/acre in the field after ploughing.
Naga king chilli	Transplanting stage	Damping off	<p>February sown king chilli may be transplanted in the field at 90-100cm spacing. Well decomposed FYM/vermicompost or other locally available manures should be applied.</p>
Fruit trees			<p>Pits for fruit plantations should be ready for May - June planting (1x1x1) m³ pit size.</p>
Mango		Mango hopper	<p>In mango orchard, farmers are advised for monitoring the mango hopper. Infected inflorescence should be destroyed.</p>
Livestock			

	<i>Poultry</i>	<ul style="list-style-type: none"> • Provide clean and fresh water. All waterers should be cleaned daily • Antibiotics or other stress medications may be added to water if desired and all waterers should be cleaned daily
	<i>Piggery</i>	<ul style="list-style-type: none"> • During this season, try to keep the shelter waterproof and well ventilated as they do not sweat and can suffer greatly in extreme heat.
	<i>Fishery</i>	<ul style="list-style-type: none"> • Rake the pond bottom and allow to dry. • Apply lime powder over dry surface of the pond bottom. • Clear jungle and do minor repairing of dyke.

SCIENTIFIC EXPERT COMMITTEE

Sl.no	Name	Designation	Department	
1	Dr.D.J. Rajkhowa	Principle Scientist	Agronomy	djrajkhowa@gmail.com
2	Dr. L.K. Baishya	Senior Scientist	Agronomy	lkbicar@gmail.com
3	Ph. Romen Sharma	Scientist	Agricultural Extension	romen.agext@gmail.com
4	Dr. Rajesha G	Scientist	Plant Pathology	rajeshag337@gmail.com
5	Dr. Mahak Singh	Scientist	Animal Reproduction & Gynaecology	mahaksinghivri@gmail.com
6	Dr. Azeze Seyie	Scientist	Spices, Plantation & Medicinal & Aromatic Plants	azezeseyie@yahoo.com
7	Jyotish Barman	Scientist	Fisheries Resource Management	jyotish5@gmail.com
8	Aabon W Yanthan	Scientist	Vegetable Science	aabon.iari@gmail.com



Integrated Agromet Advisory Service Bulletin from 29th April to 3rd May'17 Kohima District

Bulletin No:32/2017

<i>Weather summary of the preceding week</i>	<i>Weather forecast valid upto 3rd May'17</i>
<ul style="list-style-type: none"> ▪ Light rain occurred the past week ▪ Maximum and minimum temperatures ranged 24^oC to 30^oC and 11^oC to 14^oC, respectively. ▪ Relative humidity varied from 17% to 90%. ▪ Wind speed ranged from 1 to 2 kmph 	<ul style="list-style-type: none"> ▪ Probability of light rain the coming week. ▪ Max temp is likely to be 28^oC - 30^oC and the min temp 18^oC to 20^oC ▪ Sky is likely to be clear the coming week ▪ Relative Humidity is likely to range from 35% to 94%. ▪ Wind speed may reach upto 1- 2 kmph ▪ Wind direction will be easterly

Field crops

General Recommendations


- As there is probability of light rain this week too, proper drainage should be maintained in the field and proper weeding and earthing up should be carried out.
- For successful crop rotation, non- leguminous crop should be followed by leguminous crop or vice- versa.
- Due to variable weather, farmers are advised to do constant monitoring against attack of pest and disease in vegetable crop, if symptom is observed then take protection measures as per recommendation when sky remain clear.
- Sowing of green manure crop is advised in those field where harvesting of *rabi* crop is completed. Sowing of cluster bean, daincha, etc may be done for green manure. For proper germination and growth of the crop soil should have sufficient moisture
- Deep ploughing of fields after harvesting of *rabi* crops is advised so that eggs and pupating stages of insects and weed seeds are destroyed due to high day temperature.

Main Crops	Stage	Pest/ Diseases	Agro-meteorological Advisories
<i>Jhum paddy</i>	Vegetative stage	Blast	<i>Maintain field sanitation and adopt clean cultivation</i>
<i>TRC/WRC paddy</i>			<i>Crop rotation should be adopted to break the cycle between insect pests or pathogen and host plant.</i>
<i>Summer maize</i>	Vegetative stage		<i>Maintain proper drainage in the field. As there is probability of rain this week too, after weeding, earthing up should be done.</i>
<i>Green gram</i>	Vegetative stage		<i>Clean cultivation should be maintained</i>

Horticultural crop

- In nursery, to avoid damping off, other soil borne diseases, root rot and wilt diseases sow the seeds in raised bed.
- Maintain proper sanitation –
 - ✓ Removal and burning of previous crop debris and infected plant parts, Remove weeds at regular intervals

<i>Mandarin</i>			<ul style="list-style-type: none"> • <i>During this season, single spray of bavistin (0.1%) should be done</i> • <i>After 15 days spray the bordeaux mixture (1%)</i>
<i>Okra</i>	Vegetative stage		<p><i>Grow maize on borders as a barrier to prevent the entry of shoot & fruit borer adults.</i></p> <p><i>Weeding should be done and earthing up should be carried out.</i></p>
<i>Potato</i>	Maturing stage		<ul style="list-style-type: none"> • <i>Farmers are advised to monitor the field for the incidence of blight.</i>
		Potato aphids	<ul style="list-style-type: none"> • <i>Check for potato aphids which transmits potato leaf curl virus. Aphids pierce veins, stems, growing tips, and blossoms with their needle-like mouthparts. As a result, blossoms shed and yield is reduced. New growth becomes stunted and curled. Heavily infested plants turn brown and die from the top down. Aphids tend to spread rapidly from field to field</i>
		Early blight and late blight	<ul style="list-style-type: none"> • <i>Remove the affected plant/parts and regular monitoring of field for disease should be done.</i> • <i>Provide proper earthing up (15cm height) to reduce the infection of tubers.</i>
<i>Cucurbits</i>	Vegetative stage		<ul style="list-style-type: none"> • <i>Spray <u>ethrel (plant growth regulator) @0.2 ml in 1 lt of water at 2 true leaf stage and second spray at 4 true leaf stage to increase the number of fruits.</u></i>
<i>Summer vegetables</i>	Vegetative stage		<ul style="list-style-type: none"> • <i>For spring summer vegetables, the young seedlings should be taken care properly. Monitor the field for damping off and other fungal disease. Take proper measures.</i>
<i>Brinjal</i>	Transplanting stage		<ul style="list-style-type: none"> • <i>Transplanting of young seedlings of brinjal may be done in prepared fields. Seed treatment should be done. Use well decomposed FYM 10-12 tonne/acre in the field after ploughing.</i>
<i>Naga king chilli</i>	Transplanting stage	Damping off	<p><i>February sown king chilli may be transplanted in the field at 90-100cm spacing. Well decomposed FYM/vermicompost or other locally available manures should be applied.</i></p>

	Fruit trees			<i>Pits for fruit plantations should be ready for May - June planting (1x1x1) m³ pit size.</i>
	Mango		Mango hopper	<i>In mango orchard, farmers are advised for monitoring the mango hopper. Infected inflorescence should be destroyed.</i>
	Livestock			
	Poultry	<ul style="list-style-type: none"> • Provide clean and fresh water. All waterers should be cleaned daily • Antibiotics or other stress medications may be added to water if desired and all waterers should be cleaned daily 		
	Piggery	<ul style="list-style-type: none"> • During this season, try to keep the shelter waterproof and well ventilated as they do not sweat and can suffer greatly in extreme heat. 		
	Fishery	<ul style="list-style-type: none"> • Rake the pond bottom and allow to dry. • Apply lime powder over dry surface of the pond bottom. • Clear jungle and do minor repairing of dyke. 		

SCIENTIFIC EXPERT COMMITTEE

Sl.no	Name	Designation	Department	
1	Dr.D.J. Rajkhowa	Principle Scientist	Agronomy	djrajkhowa@gmail.com
2	Dr. L.K. Baishya	Senior Scientist	Agronomy	lkbicar@gmail.com
3	Ph. Romen Sharma	Scientist	Agricultural Extension	romen.agext@gmail.com
4	Dr. Rajesha G	Scientist	Plant Pathology	rajeshag337@gmail.com
5	Dr. Mahak Singh	Scientist	Animal Reproduction & Gynaecology	mahaksinghivri@gmail.com
6	Dr. Azeze Seyie	Scientist	Spices, Plantation & Medicinal & Aromatic Plants	azezeseyie@yahoo.com
7	Jyotish Barman	Scientist	Fisheries Resource Management	jyotish5@gmail.com
8	Aabon W Yanthan	Scientist	Vegetable Science	aabon.iari@gmail.com




Integrated Agromet Advisory Service Bulletin from 29th April to 3rd May'17 Longleng District

Bulletin No:32/2017

<i>Weather summary of the preceding week</i>		<i>Weather forecast valid upto 3rd May'17</i>	
<ul style="list-style-type: none"> ▪ Light rain occurred the past week ▪ Maximum and minimum temperatures ranged 24⁰C to 27⁰C and 12⁰C to 14⁰C, respectively. ▪ Relative humidity varied from 22% to 95%. ▪ Wind speed ranged from 1 to 2 kmph 		<ul style="list-style-type: none"> ▪ Probability of light rain the coming week. ▪ Max temp is likely to be 27⁰C - 28⁰C and the min temp 19⁰C to 20⁰C ▪ Sky is likely to be mainly clear the coming week ▪ Relative Humidity is likely to range from 39% to 90%. ▪ Wind speed may reach upto 1- 2 kmph ▪ Wind direction will be mostly southeasterly 	
<i>Field crops</i>			
<i>General Recommendations</i>			
<ul style="list-style-type: none"> ● As there is probability of light rain this week too, proper drainage should be maintained in the field and proper weeding and earthing up should be carried out. ● For successful crop rotation, non- leguminous crop should be followed by leguminous crop or vice- versa. ● Due to variable weather, farmers are advised to do constant monitoring against attack of pest and disease in vegetable crop, if symptom is observed then take protection measures as per recommendation when sky remain clear. ● Sowing of green manure crop is advised in those field where harvesting of <i>rabi</i> crop is completed. Sowing of cluster bean, daincha, etc may be done for green manure. For proper germination and growth of the crop soil should have sufficient moisture ● Deep ploughing of fields after harvesting of <i>rabi</i> crops is advised so that eggs and pupating stages of insects and weed seeds are destroyed due to high day temperature. 			
Main Crops	Stage	Pest/ Diseases	Agro-meteorological Advisories
<i>Jhum paddy</i>	Vegetative stage	Blast	<i>Maintain field sanitation and adopt clean cultivation</i>
<i>TRC/WRC paddy</i>			<i>Crop rotation should be adopted to break the cycle between insect pests or pathogen and host plant.</i>
<i>Summer maize</i>	Vegetative stage		<i>Maintain proper drainage in the field. As there is probability of rain this week too, after weeding, earthing up should be done.</i>
<i>Green gram</i>	Vegetative stage		<i>Clean cultivation should be maintained</i>
<i>Horticultural crop</i>			

			<ul style="list-style-type: none"> • In nursery, to avoid damping off, other soil borne diseases, root rot and wilt diseases sow the seeds in raised bed. • Maintain proper sanitation – <ul style="list-style-type: none"> ✓ Removal and burning of previous crop debris and infected plant parts, Remove weeds at regular intervals
Mandarin			<ul style="list-style-type: none"> • <i>During this season, single spray of bavistin (0.1%) should be done</i> • <i>After 15 days spray the bordeaux mixture (1%)</i>
Okra	Vegetative stage		<p><i>Grow maize on borders as a barrier to prevent the entry of shoot & fruit borer adults.</i></p> <p><i>Weeding should be done and earthing up should be carried out.</i></p>
Potato	Maturing stage		<ul style="list-style-type: none"> • <i>Farmers are advised to monitor the field for the incidence of blight.</i>
		Potato aphids	<ul style="list-style-type: none"> • <i>Check for potato aphids which transmits potato leaf curl virus. Aphids pierce veins, stems, growing tips, and blossoms with their needle-like mouthparts. As a result, blossoms shed and yield is reduced. New growth becomes stunted and curled. Heavily infested plants turn brown and die from the top down. Aphids tend to spread rapidly from field to field</i>
		Early blight and late blight	<ul style="list-style-type: none"> • <i>Remove the affected plant/parts and regular monitoring of field for disease should be done.</i> • <i>Provide proper earthing up (15cm height) to reduce the infection of tubers.</i>
Cucurbits	Vegetative stage		<ul style="list-style-type: none"> • <i>Spray ethrel (plant growth regulator) @0.2 ml in 1 lt of water at 2 true leaf stage and second spray at 4 true leaf stage to increase the number of fruits.</i>
Summer vegetables	Vegetative stage		<ul style="list-style-type: none"> • <i>For spring summer vegetables, the young seedlings should be taken care properly. Monitor the field for damping off and other fungal disease. Take proper measures.</i>
Brinjal	Transplanting stage		<ul style="list-style-type: none"> • <i>Transplanting of young seedlings of brinjal may be done in prepared fields. Seed treatment should be done. Use well decomposed FYM 10-12 tonne/acre in the field after ploughing.</i>
Naga king chilli	Transplanting stage	Damping off	<p><i>February sown king chilli may be transplanted in the field at 90-100cm spacing. Well decomposed FYM/vermicompost or other locally available manures should be applied.</i></p>

	Fruit trees			<i>Pits for fruit plantations should be ready for May - June planting (1x1x1) m³ pit size.</i>
	Mango		Mango hopper	<i>In mango orchard, farmers are advised for monitoring the mango hopper. Infected inflorescence should be destroyed.</i>
	<i>Livestock</i>			
	Poultry	<ul style="list-style-type: none"> • Provide clean and fresh water. All waterers should be cleaned daily • Antibiotics or other stress medications may be added to water if desired and all waterers should be cleaned daily 		
	Piggery	<ul style="list-style-type: none"> • During this season, try to keep the shelter waterproof and well ventilated as they do not sweat and can suffer greatly in extreme heat. 		
 <p>भारत सरकार ICAR</p>	Fishery	<ul style="list-style-type: none"> • Rake the pond bottom and allow to dry. • Apply lime powder over dry surface of the pond bottom. • Clear jungle and do minor repairing of dyke. 		

SCIENTIFIC EXPERT COMMITTEE

Sl.no	Name	Designation	Department	
1	Dr.D.J. Rajkhowa	Principle Scientist	Agronomy	djrajkhowa@gmail.com
2	Dr. L.K. Baishya	Senior Scientist	Agronomy	lkbicar@gmail.com
3	Ph. Romen Sharma	Scientist	Agricultural Extension	romen.agext@gmail.com
4	Dr. Rajesha G	Scientist	Plant Pathology	rajeshag337@gmail.com
5	Dr. Mahak Singh	Scientist	Animal Reproduction & Gynaecology	mahaksinghivri@gmail.com
6	Dr. Azeze Seyie	Scientist	Spices, Plantation & Medicinal & Aromatic Plants	azezeseyie@yahoo.com
7	Jyotish Barman	Scientist	Fisheries Resource Management	jyotish5@gmail.com
8	Aabon W Yanthan	Scientist	Vegetable Science	aabon.iari@gmail.com