GRAMIN KRISHI MAUSAM SEWA
ICAR Research Complex for NEH Region
Umroi Road, Umiam – 793 103 Meghalaya
☎: Telephone No. : 0364 2570276 (O) Fax: 0364 2570213/Email: iaasbarapani@yahoo.in

RC (AE)/30/2011/ Bulletin/March'2019/99 Dated: 22/03/2019

Agro Advisory Bulletin – East Garo Hills
(Period 23rd – 27th March, 2019)

Weather forecast valid up to 27th March, 2019

The possibility of Rainfall is 10.0mm for the next five days. Maximum Temp: 28-29°C, Minimum Temp: 14-15°C, Cloud cover: sky will be clear to partly cloudy i.e. 0-4 Okta, Maximum RH: 47-87%, Minimum RH: 20-32%, Wind speed: 5-6 Kmph, Wind direction: East-Southeast.

General Advisories:	Standardized precipitation outlook using SPI:
➢ Sprays may be avoided as there is likely to have light rain during next five days. ➢ Keep the Vegetable field free from weeds.	➢ Mildly dry, hence irrigation may be provided.

Agro meteorological Advisories for coming 5 days

Main Crop/ Animal /Fisheries	Stage	Pest/Diseases	Agricultural Advisories
Tomato/Chilli/ Brinjal	Transplanting		• Add 10 t/ha FYM + 120 kg N, 80 kg P & 60 kg K/ha at land preparation. • Transplant month old seedling in evening at spacing (tomato & Brinjal) at 45x45cm & Chilli at 45x30cm and irrigate immediately.
Cucurbits (Cucumber/Pumpkin/Bottle Gourd/ Ash Gourd/Squash)	Seed Sowing		• Prepare pits of 60cm x 60cm x 60cm size for sowing of bottle gourd & apply 2.0-2.5 kgs well rotten FYM in each pit. • Maintain proper soil moisture after seed sowing by irrigation & mulching. • Sow 2-3 seeds of bottle gourd varieties like Pusa Summer, Prolific Long, Prolific Round, Pusa Meghdoot, Pusa Hybrid 2, etc to be planted in each pit. • Mulching with locally available materials like straw, grasses may be done to reduce evaporation loses.
Okra	Seed Sowing		• Sow the seeds of Okra improved varieties (VRO-6, Arka Anamika) at 45x30 cm spacing on beds. • Mulch the beds by paddy straw to maintain proper soil moisture and irrigate at 3-5 days interval.
Pineapple	Harvesting (Nov.-April)		Maturity indices: 1) Colour change is the most common method of determining the maturity of fruits. a) For long distance transportation: Fully mature fruits in green itself just before colour change. b) Canning purpose: Slight colour change at the base of developing fruit. c) Table purpose: Develops satisfactory uniform golden yellow colour 2) About 25% of the eyes at the base are are becoming flat. 3) Method of harvesting: Harvesting is done with a sharp knife, severing the fruit-stalk with a clean cut retaining 5-7m of stalk with the fruit without damage to the fruit.

			• Earthing up after harvested
Guava	Propagation		• Grafting of desirable scion on local rootstock.
Khasi Mandarin	Flowering/Fruit set stage	Citrus scales/Citrus mealy bug Powdery mildew	• Spray Monocrotophos (Nuvacron) @ 2.5 g/litre of water or Dimethoate (Rogor) @ 1.5 ml/litre of water during flush period to control citrus scales, citrus mealy bug • Spraying of Sulfex @ 2.5 g/litre of water during flush period
Animal Sciences			
Poultry	All stages		• Keep the poultry house well ventilated during day time. • Provide vitamin B complex @ 7ml/litre in drinking water daily in broiler for healthy growth. • Litter should be change periodically and provide clean drinking water and changed the water every day. • Diseased and dead birds should be immediately removed. • Regularly inspect the dropings of the poultry birds for any diseases symptom.
		Coccidiosis (Symptoms: blood/mucus in feaces)	• Provide plenty of fresh and clean drinking water. • Provide coccidiostatic like **Amprolium** @ 25-65 mg/kg feed once a day as a preventive measure against coccidiosis.
		Ranikhet disease	• Vaccinate the poultry birds with **F1/ Lasota vaccine** (1 drop) at the age of 4-7 days old and 35 days old through eye and nostril.
Piggery	All stages		• Vaccinate all newly born piglets against swine fever at the age of 3 months followed by annual booster dose. • In endemic areas, vaccinate 6 months old pigs with FMD vaccine once in a year. • Iron supplementation in piglet to prevent from piglet anaemia during 1st week of age.
		Deworming	• Deworm your pigs by albendazole @ 5-10 mg/kg body weight once and repeat after 21 days. Do not give to pregnant & new born.
		Skin infection (Scabies)	• Provide Ivermectin (Injection) @ 10mg/33kg body wt.
Cattle & Buffaloes	6-9 months calves	Brucellosis	• Vaccinate 6-9 months old calves with *Brucella abortus* cotton strain-19 @ 5ml subcutaneous on the neck
		Foot & Mouth Disease, HaemorrhagicSepticaemia, Black Quarter	• Undertake regular immunization of cattle & buffaloes against Foot & Mouth disease, Haemorrhagic septicaemia & Black Quarter. • To prevent FMD spread spray 4% sodium carbonate solution (400 gm Na_2 Co_3 in 10 litres of water) or lime/ bleaching powder should be spread every day atleast once around the farm premise & at the entry/exit atleast for 10 days.
		Deworming	• Deworm your cattle & buffaloes by albendazole @ 5-10 mg/kg body weight once and repeat after 21 days. Do not give to pregnant & new born animals.
Fishery			

Common carp all variety	Brooders (Breeding season)		**Common carp breeding preparation** • Provide plastic mobs in the brooder pond for eggs to attach. • After the eggs are attached to the mob, transfer it to the nursery pond. • Keep the mob in the nursery pond for about 5 – 7 days till the eggs completely hatched out. **Water quality management** • Maintain water pH at around 7.5 or above by application of lime.

Suggestion: Contact nearby State Agril. Staff or KVK staff for necessary help and suggestion.

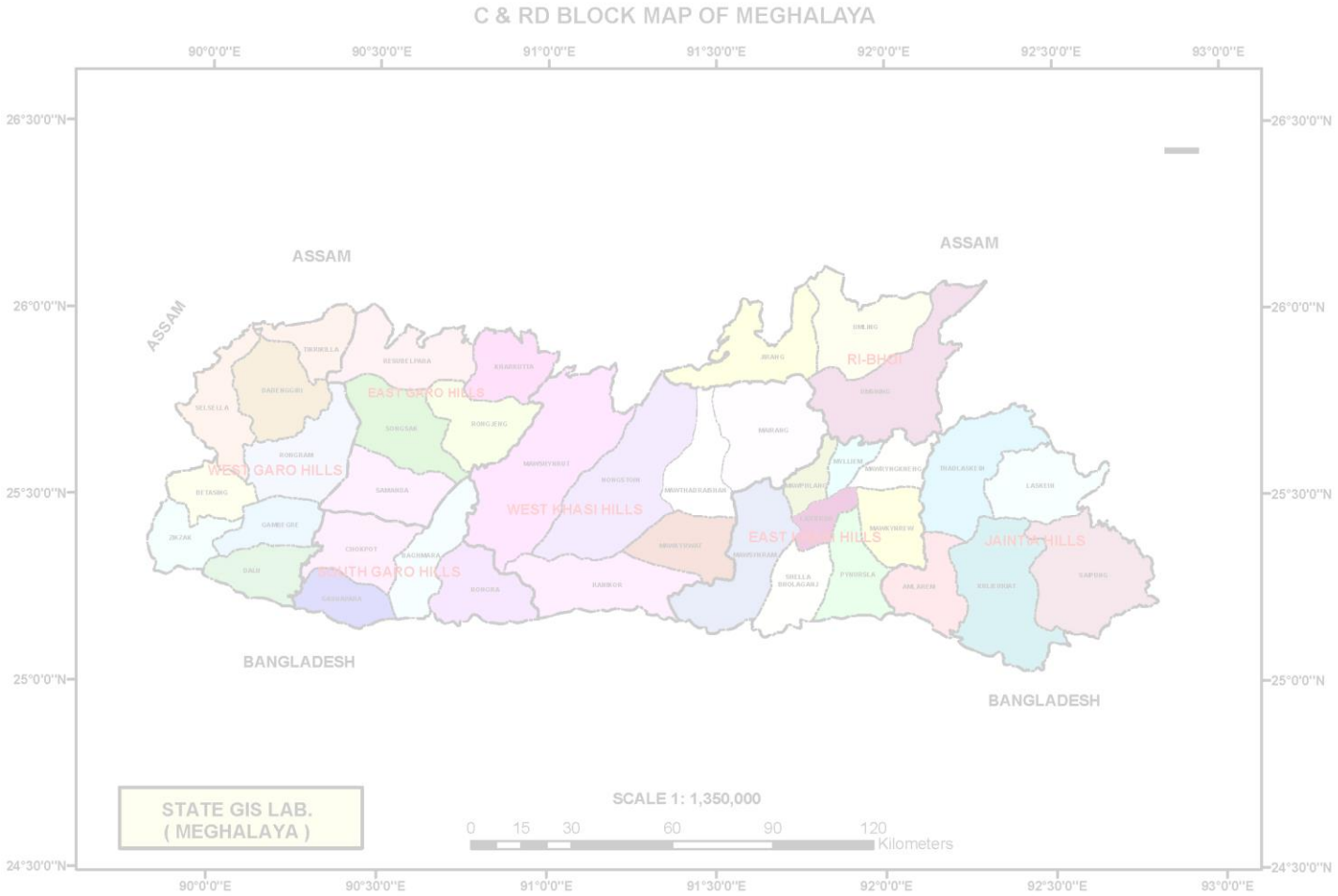

GRAMIN KRISHI MAUSAM SEWA
ICAR Research Complex for NEH Region
Umroi Road, Umiam – 793 103 Meghalaya
☎: Telephone No. : 0364 2570276 (O) Fax: 0364 2570213/Email: iaasbarapani@yahoo.in

RC (AE)/30/2011/ Bulletin/March'2019/99 Dated: 22/03/2019

Agro Advisory Bulletin – EAST JAINTIA HILLS
(Period 23rd – 27th March, 2019)

Weather forecast valid up to 27th March, 2019

The possibility of Rainfall is 10.0mm for the next five days. Maximum Temp: 24-26°C, Minimum Temp: 14-15°C, Cloud cover: sky will be clear to partly cloudy i.e. 0-4 Okta, Maximum RH: 58-89%, Minimum RH: 19-38%, Wind speed: 3-5 Kmph, Wind direction: Southeast-Southwest.

General Advisories:

- Sprays may be avoided as there is likely to have light rain during next five days.
- Keep the Vegetable field free from weeds.

Standardized precipitation outlook using SPI:

- Mildly dry, hence irrigation may be provided.

Agro meteorological Advisories for coming 5 days

Main Crop/ Animal /Fisheries	Stage	Pest/Diseases	Agricultural Advisories
Tomato/Chilli/Brinjal	Transplanting		• Add 10 t/ha FYM + 120 kg N, 80 kg P & 60 kg K/ha at land preparation. • Transplant month old seedling in evening at spacing (tomato & Brinjal) at 45x45cm & Chilli at 45x30cm and irrigate immediately.
Cucurbits (Cucumber/Pumpkin/Bottle Gourd/ Ash Gourd/Squash)	Seed Sowing		• Prepare pits of 60cm x 60cm x 60cm size for sowing of bottle gourd & apply 2.0-2.5 kgs well rotten FYM in each pit. • Maintain proper soil moisture after seed sowing by irrigation & mulching. • Sow 2-3 seeds of bottle gourd varieties like Pusa Summer, Prolific Long, Prolific Round, Pusa Meghdoot, Pusa Hybrid 2, etc to be planted in each pit. • Mulching with locally available materials like straw, grasses may be done to reduce evaporation loses.
Okra	Seed Sowing		• Sow the seeds of Okra improved varieties (VRO-6, Arka Anamika) at 45x30 cm spacing on beds. • Mulch the beds by paddy straw to maintain proper soil moisture and irrigate at 3-5 days interval.
Pineapple	Harvesting (Nov.-April)		Maturity indices: 1) Colour change is the most common method of determining the maturity of fruits. a) For long distance transportation: Fully mature fruits in green itself just before colour change. b) Canning purpose: Slight colour change at the base of developing fruit. c) Table purpose: Develops satisfactory uniform golden yellow colour 2) About 25% of the eyes at the base are are becoming flat. 3) Method of harvesting: Harvesting is done with a sharp knife, severing the fruit-stalk with a clean cut retaining 5-7m of stalk with the fruit without damage to the fruit. • Earthing up after harvested

GRAMIN KRISHI MAUSAM SEWA
ICAR Research Complex for NEH Region
Umroi Road, Umiam – 793 103 Meghalaya
☎: Telephone No. : 0364 2570276 (O) Fax: 0364 2570213/Email: iaasbarapani@yahoo.in

Guava	Propagation		• Grafting of desirable scion on local rootstock.
Khasi Mandarin	Flowering/Fruit set stage	Citrus scales/Citrus mealy bug	• Spray Monocrotophos (Nuvacron) @ 2.5 g/litre of water or Dimethoate (Rogor) @ 1.5 ml/litre of water during flush period to control citrus scales, citrus mealy bug • Spraying of Sulfex @ 2.5 g/litre of water during flush period
		Powdery mildew	
Animal Sciences			
Poultry	All stages		• Provide artificial heating to poultry birds (day old to 25 days old) through lightning of electric bulb to protect them from low temperature during night time. • Keep the poultry house well ventilated during day time. • Provide vitamin B complex @ 7ml/litre in drinking water daily in broiler for healthy growth. • Litter should be change periodically and provide clean drinking water and changed the water every day. • Diseased and dead birds should be immediately removed. • Regularly inspect the dropings of the poultry birds for any diseases symptom.
		Coccidiosis (Symptoms: blood/mucus in feaces)	• Provide plenty of fresh and clean drinking water. • Provide coccidiostatic like **Amprolium** @ 25-65 mg/kg feed once a day as a preventive measure against coccidiosis.
		Ranikhet disease	• Vaccinate the poultry birds with **F1/ Lasota vaccine** (1 drop) at the age of 4-7 days old and 35 days old through eye and nostril.
Piggery	All stages	Deworming	• Vaccinate all newly born piglets against swine fever at the age of 3 months followed by annual booster dose. • In endemic areas, vaccinate 6 months old pigs with FMD vaccine once in a year. • Iron supplementation in piglet to prevent from piglet anaemia during 1st week of age. • Deworm your pigs by albendazole @ 5-10 mg/kg body weight once and repeat after 21 days. Do not give to pregnant & new born.
		Skin infection (Scabies)	• Provide Ivermectin (Injection) @ 10mg/33kg body wt.
Cattle & Buffaloes	6-9 months calves	Brucellosis	• Vaccinate 6-9 months old calves with *Brucella abortus* cotton strain-19 @ 5ml subcutaneous on the neck
		Foot & Mouth Disease, HaemorrhagicSepticaemia, Black Quarter	• Undertake regular immunization of cattle & buffaloes against Foot & Mouth disease, Haemorrhagic septicaemia & Black Quarter. • To prevent FMD spread spray 4% sodium carbonate solution (400 gm Na_2 Co_3 in 10 litres of water) or lime/ bleaching powder should be spread every day atleast once around the farm premise & at the entry/exit atleast for 10 days.
		Deworming	• Deworm your cattle & buffaloes by albendazole @ 5-10 mg/kg body weight once and repeat after 21 days. Do not give to pregnant & new born animals.
Fishery			

C & RD BLOCK MAP OF MEGHALAYA
STATE GIS LAB. (MEGHALAYA)

Common carp all variety	Brooders (Breeding season)		**Common carp breeding preparation** • Provide plastic mobs in the brooder pond for eggs to attach. • After the eggs are attached to the mob, transfer it to the nursery pond. • Keep the mob in the nursery pond for about 5 – 7 days till the eggs completely hatched out. **Water quality management** • Maintain water pH at around 7.5 or above by application of lime.

Suggestion: Contact nearby State Agril. Staff or KVK staff for necessary help and suggestion.

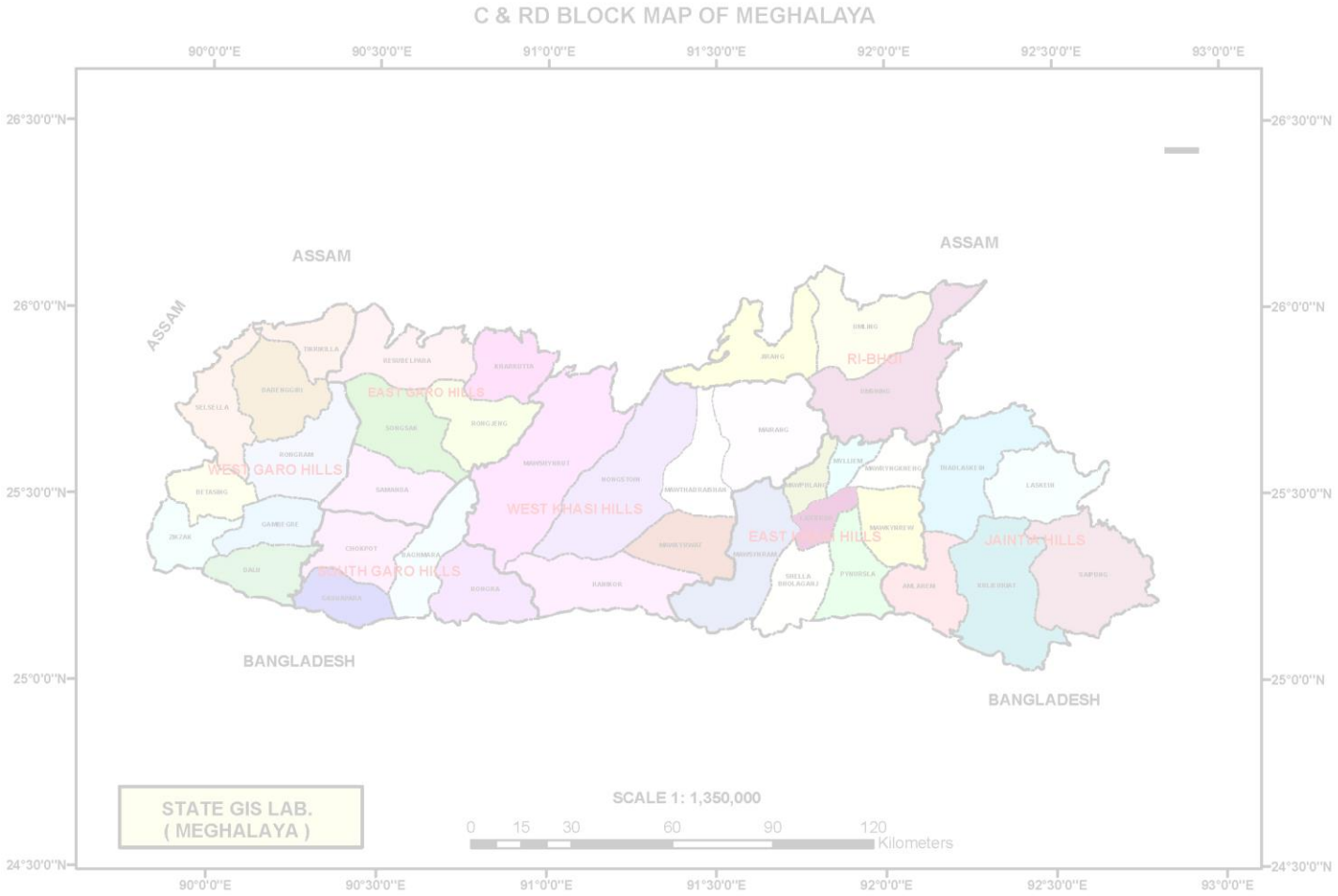

GRAMIN KRISHI MAUSAM SEWA
ICAR Research Complex for NEH Region
Umroi Road, Umiam – 793 103 Meghalaya
☎: Telephone No. : 0364 2570276 (O) Fax: 0364 2570213/Email: iaasbarapani@yahoo.in

RC (AE)/30/2011/ Bulletin/March'2019/99 Dated: 22/03/2019

Agro Advisory Bulletin – EAST KHASI HILLS
(Period 23rd – 27th March, 2019)

Weather forecast valid up to 27th March, 2019

The possibility of Rainfall is 8.0mm for the next five days. Maximum Temp: 20-22°C, Minimum Temp: 10-12°C, Cloud cover: sky will be clear to mainly cloudy i.e. 0-5 Okta, Maximum RH: 49-91%, Minimum RH: 24-47%, Wind speed: 4-5 Kmph, Wind direction: Southwest-Northwest.

General Advisories:

- Sprays may be avoided as there is likely to have light rain during next five days.
- Keep the Vegetable field free from weeds.

Standardized precipitation outlook using SPI:

- Mildly dry, hence irrigation may be provided.

Agro meteorological Advisories for coming 5 days

Main Crop/ Animal /Fisheries	Stage	Pest/Diseases	Agricultural Advisories
Tomato/Chilli/Brinjal	Transplanting		• Add 10 t/ha FYM + 120 kg N, 80 kg P & 60 kg K/ha at land preparation. • Transplant month old seedling in evening at spacing (tomato & Brinjal) at 45x45cm & Chilli at 45x30cm and irrigate immediately.
Cucurbits (Cucumber/Pumpkin/Bottle Gourd/ Ash Gourd/Squash)	Seed Sowing		• Prepare pits of 60cm x 60cm x 60cm size for sowing of bottle gourd & apply 2.0-2.5 kgs well rotten FYM in each pit. • Maintain proper soil moisture after seed sowing by irrigation & mulching. • Sow 2-3 seeds of bottle gourd varieties like Pusa Summer, Prolific Long, Prolific Round, Pusa Meghdoot, Pusa Hybrid 2, etc to be planted in each pit. • Mulching with locally available materials like straw, grasses may be done to reduce evaporation loses.
Okra	Seed Sowing		• Sow the seeds of Okra improved varieties (VRO-6, Arka Anamika) at 45x30 cm spacing on beds. • Mulch the beds by paddy straw to maintain proper soil moisture and irrigate at 3-5 days interval.
Pineapple	Harvesting (Nov.-April)		Maturity indices: 1) Colour change is the most common method of determining the maturity of fruits. a) For long distance transportation: Fully mature fruits in green itself just before colour change. b) Canning purpose: Slight colour change at the base of developing fruit. c) Table purpose: Develops satisfactory uniform golden yellow colour 2) About 25% of the eyes at the base are are becoming flat.

			3) Method of harvesting: Harvesting is done with a sharp knife, severing the fruit-stalk with a clean cut retaining 5-7m of stalk with the fruit without damage to the fruit. • Earthing up after harvested
Guava	Propagation		• Grafting of desirable scion on local rootstock.
Khasi Mandarin	Flowering/Fruit set stage	Citrus scales/Citrus mealy bug Powdery mildew	• Spray Monocrotophos (Nuvacron) @ 2.5 g/litre of water or Dimethoate (Rogor) @ 1.5 ml/litre of water during flush period to control citrus scales, citrus mealy bug • Spraying of Sulfex @ 2.5 g/litre of water during flush period
Animal Sciences			
Poultry	All stages		• Provide artificial heating to poultry birds (day old to 25 days old) through lightning of electric bulb to protect them from low temperature during night time. • Keep the poultry house well ventilated during day time. • Provide vitamin B complex @ 7ml/litre in drinking water daily in broiler for healthy growth. • Litter should be change periodically and provide clean drinking water and changed the water every day. • Diseased and dead birds should be immediately removed. • Regularly inspect the dropings of the poultry birds for any diseases symptom.
		Coccidiosis (Symptoms: blood/mucus in feaces)	• Provide plenty of fresh and clean drinking water. • Provide coccidiostatic like **Amprolium** @ 25-65 mg/kg feed once a day as a preventive measure against coccidiosis.
		Ranikhet disease	• Vaccinate the poultry birds with **F1/ Lasota vaccine** (1 drop) at the age of 4-7 days old and 35 days old through eye and nostril.
Piggery	All stages		• Vaccinate all newly born piglets against swine fever at the age of 3 months followed by annual booster dose. • In endemic areas, vaccinate 6 months old pigs with FMD vaccine once in a year. • Iron supplementation in piglet to prevent from piglet anaemia during 1st week of age.
		Deworming	• Deworm your pigs by albendazole @ 5-10 mg/kg body weight once and repeat after 21 days. Do not give to pregnant & new born.
		Skin infection (Scabies)	• Provide Ivermectin (Injection) @ 10mg/33kg body wt.
Cattle & Buffaloes	6-9 months calves	Brucellosis	• Vaccinate 6-9 months old calves with *Brucella abortus* cotton strain-19 @ 5ml subcutaneous on the neck
		Foot & Mouth Disease, HaemorrhagicSepticaemia, Black Quarter	• Undertake regular immunization of cattle & buffaloes against Foot & Mouth disease, Haemorrhagic septicaemia & Black Quarter. • To prevent FMD spread spray 4% sodium

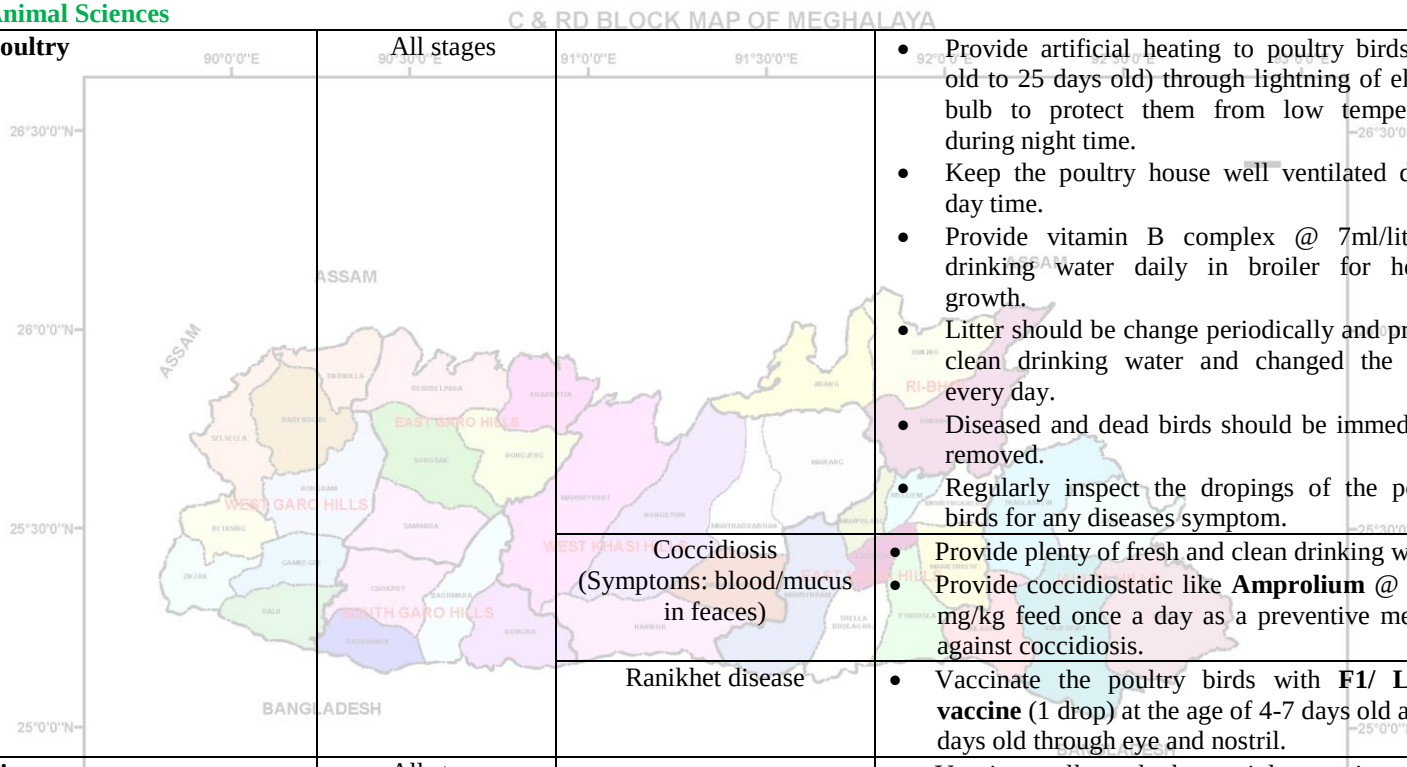

		Deworming	carbonate solution (400 gm Na_2 Co_3 in 10 litres of water) or lime/ bleaching powder should be spread every day atleast once around the farm premise & at the entry/exit atleast for 10 days. • Deworm your cattle & buffaloes by albendazole @ 5-10 mg/kg body weight once and repeat after 21 days. Do not give to pregnant & new born animals.
Fishery			
Common carp all variety	Brooders (Breeding season)		**Common carp breeding preparation** • Provide plastic mobs in the brooder pond for eggs to attach. • After the eggs are attached to the mob, transfer it to the nursery pond. • Keep the mob in the nursery pond for about 5 – 7 days till the eggs completely hatched out. **Water quality management** • Maintain water pH at around 7.5 or above by application of lime.

Suggestion: Contact nearby State Agril. Staff or KVK staff for necessary help and suggestion.

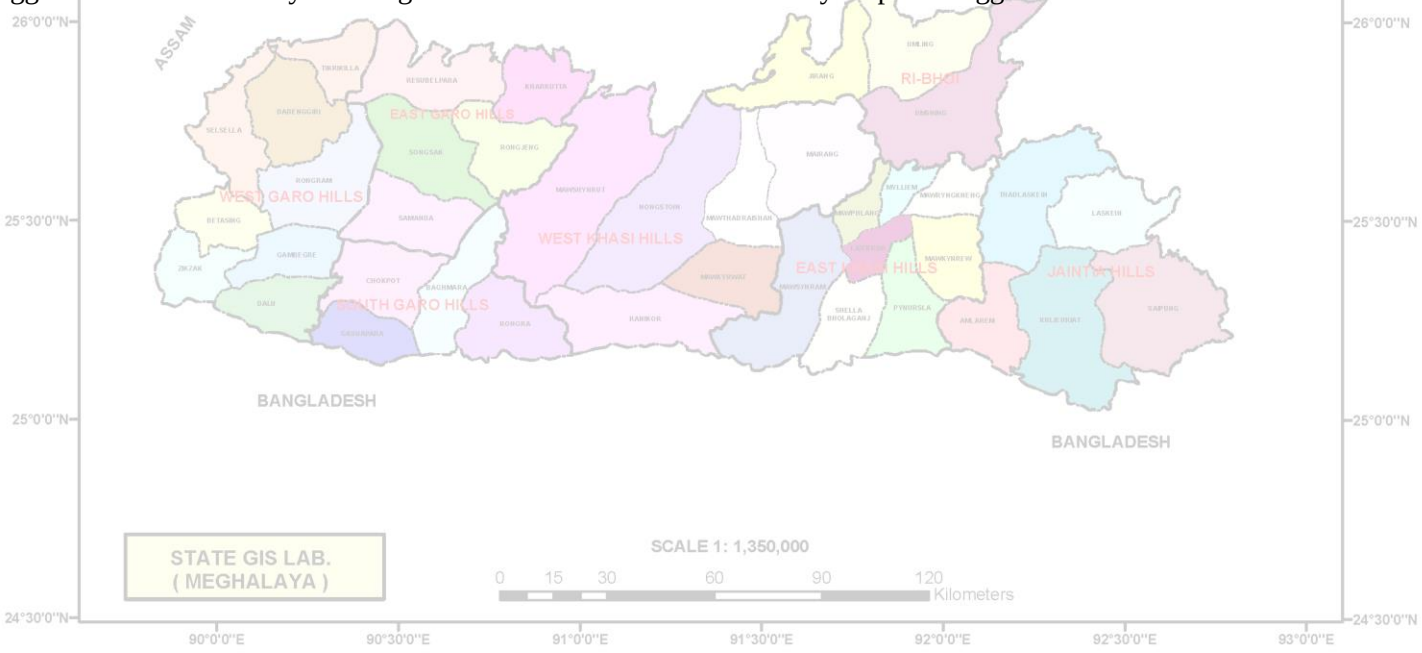

GRAMIN KRISHI MAUSAM SEWA
ICAR Research Complex for NEH Region
Umroi Road, Umiam – 793 103 Meghalaya
☎: Telephone No. : 0364 2570276 (O) Fax: 0364 2570213/Email: iaasbarapani@yahoo.in

RC (AE)/30/2011/ Bulletin/March'2019/99 Dated: 22/03/2019

Agro Advisory Bulletin – NORTH GARO HILLS
(Period 23rd – 27th March, 2019)

Weather forecast valid up to 27th March, 2019

The possibility of Rainfall is 7.0mm for the next five days. Maximum Temp: 28-29°C, Minimum Temp: 14-15°C, Cloud cover: sky will be clear to partly cloudy i.e. 0-4 Okta, Maximum RH: 48-84%, Minimum RH: 18-28%, Wind speed: 5-6 Kmph, Wind direction: Southeast.

General Advisories:

- Sprays may be avoided as there is likely to have light rain during next five days.
- Keep the Vegetable field free from weeds.

Standardized precipitation outlook using SPI:

- Mildly dry, hence irrigation may be provided.

Agro meteorological Advisories for coming 5 days

Main Crop/ Animal /Fisheries	Stage	Pest/Diseases	Agricultural Advisories
Tomato/Chilli/Brinjal	Transplanting		• Nursery seed bed preparation of 1 m width and length as per convenience and 15 cm above the ground. • Beds are plough and mixed with FYM @ 4 kg/m^2 and levelled it properly. • Add 10 t/ha FYM + 120 kg N, 80 kg P & 60 kg K/ha at land preparation. • Transplant month old seedling in evening at spacing (tomato & Brinjal) at 45x45cm & Chilli at 45x30cm and irrigate immediately.
Cucurbits (Cucumber/Pumpkin /Bottle Gourd/ Ash Gourd/Squash)	Seed Sowing		• Prepare pits of 60cm x 60cm x 60cm size for sowing of bottle gourd & apply 2.0-2.5 kgs well rotten FYM in each pit. • Maintain proper soil moisture after seed sowing by irrigation & mulching. • Sow 2-3 seeds of bottle gourd varieties like Pusa Summer, Prolific Long, Prolific Round, Pusa Meghdoot, Pusa Hybrid 2, etc to be planted in each pit. • Mulching with locally available materials like straw, grasses may be done to reduce evaporation loses.
Okra	Seed Sowing		• Sow the seeds of Okra improved varieties (VRO-6, Arka Anamika) at 45x30 cm spacing on beds. • Mulch the beds by paddy straw to maintain proper soil moisture and irrigate at 3-5 days interval.
Pineapple	Harvesting (Nov.-April)		Maturity indices: 1) Colour change is the most common method of determining the maturity of fruits. a) For long distance transportation: Fully mature fruits in green itself just before colour change. b) Canning purpose: Slight colour change at the base of developing fruit. c) Table purpose: Develops satisfactory uniform golden yellow colour 2) About 25% of the eyes at the base are are becoming flat.

			3) Method of harvesting: Harvesting is done with a sharp knife, severing the fruit-stalk with a clean cut retaining 5-7m of stalk with the fruit without damage to the fruit. • Earthing up after harvested
Guava	Propagation		• Grafting of desirable scion on local rootstock.
Khasi Mandarin	Flowering/Fruit set stage	Citrus scales/Citrus mealy bug Powdery mildew	• Spray Monocrotophos (Nuvacron) @ 2.5 g/litre of water or Dimethoate (Rogor) @ 1.5 ml/litre of water during flush period to control citrus scales, citrus mealy bug • Spraying of Sulfex @ 2.5 g/litre of water during flush period
Animal Sciences			
Poultry	All stages		• Keep the poultry house well ventilated during day time. • Provide vitamin B complex @ 7ml/litre in drinking water daily in broiler for healthy growth. • Litter should be change periodically and provide clean drinking water and changed the water every day. • Diseased and dead birds should be immediately removed. • Regularly inspect the dropings of the poultry birds for any diseases symptom.
		Coccidiosis (Symptoms: blood/mucus in feaces)	• Provide plenty of fresh and clean drinking water. • Provide coccidiostatic like **Amprolium** @ 25-65 mg/kg feed once a day as a preventive measure against coccidiosis.
		Ranikhet disease	• Vaccinate the poultry birds with **F1/ Lasota vaccine** (1 drop) at the age of 4-7 days old and 35 days old through eye and nostril.
Piggery	All stages		• Vaccinate all newly born piglets against swine fever at the age of 3 months followed by annual booster dose. • In endemic areas, vaccinate 6 months old pigs with FMD vaccine once in a year. • Iron supplementation in piglet to prevent from piglet anaemia during 1st week of age. • Deworm your pigs by albendazole @ 5-10 mg/kg body weight once and repeat after 21 days. Do not give to pregnant & new born.
		Deworming	
		Skin infection (Scabies)	• Provide Ivermectin (Injection) @ 10mg/33kg body wt.
Cattle & Buffaloes	6-9 months calves	Brucellosis	• Vaccinate 6-9 months old calves with *Brucella abortus* cotton strain-19 @ 5ml subcutaneous on the neck
		Foot & Mouth Disease, HaemorrhagicSepticaemia, Black Quarter	• Undertake regular immunization of cattle & buffaloes against Foot & Mouth disease, Haemorrhagic septicaemia & Black Quarter. • To prevent FMD spread spray 4% sodium carbonate solution (400 gm Na_2 Co_3 in 10 litres of water) or lime/ bleaching powder should be spread every day atleast once around the farm premise & at the entry/exit atleast for 10 days.
		Deworming	• Deworm your cattle & buffaloes by albendazole @ 5-10 mg/kg body weight once and repeat after 21 days. Do not give to pregnant & new born animals.
Fishery			

Common carp all variety	Brooders (Breeding season)		**Common carp breeding preparation** • Provide plastic mobs in the brooder pond for eggs to attach. • After the eggs are attached to the mob, transfer it to the nursery pond. • Keep the mob in the nursery pond for about 5 – 7 days till the eggs completely hatched out. **Water quality management** • Maintain water pH at around 7.5 or above by application of lime.

Suggestion: Contact nearby State Agril. Staff or KVK staff for necessary help and suggestion.

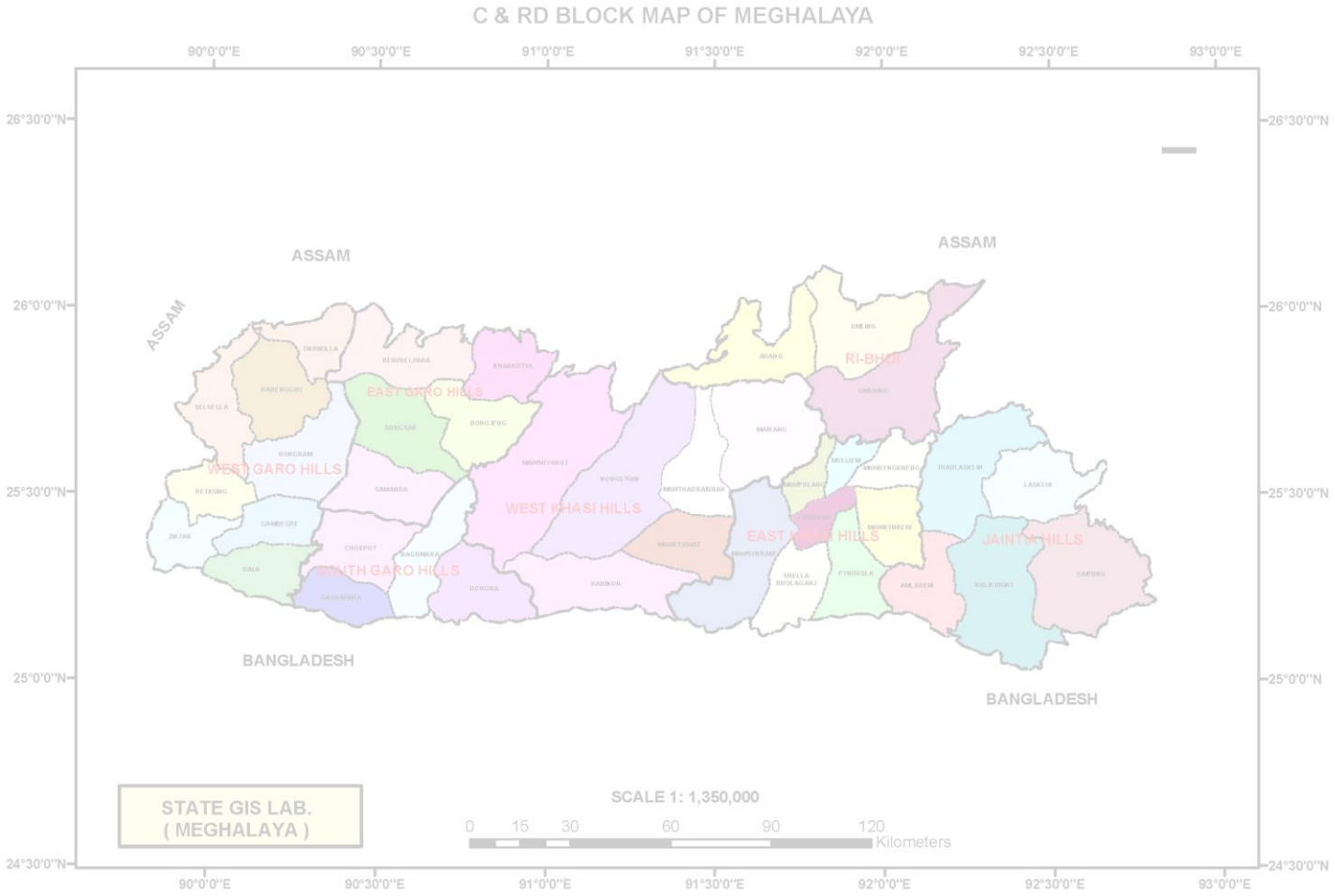

GRAMIN KRISHI MAUSAM SEWA
ICAR Research Complex for NEH Region
Umroi Road, Umiam – 793 103 Meghalaya
☎: Telephone No. : 0364 2570276 (O) Fax: 0364 2570213/Email: iaasbarapani@yahoo.in

RC (AE)/30/2011/ Bulletin/March'2019/99 Dated: 22/03/2019

Agro Advisory Bulletin – Ri-Bhoi
(Period 23rd – 27th March, 2019)

Weather summary of the past four days	Weather forecast valid up to 27th March, 2019
Sky was mainly cloudy with 2.2 mm of rainfall. Maximum temperatures ranged between 25.0-26.3°C and minimum ranged between 10.7-14.1°C. Mean relative humidity was 60-69% in morning and 22-32% in evening. Wind speed ranged between 4-5 kmph.	The possibility of Rainfall is 6.0mm for the next five days. Maximum Temp: 25.0-26.0°C, Minimum Temp: 12.0-14.0°C, Cloud cover: sky will be clear to mainly cloudy i.e. 0-6 Okta, Maximum RH: 54-77%, Minimum RH: 19-28%, Wind speed: 4-5 Kmph, Wind direction: Southeast-South.
General Advisories: ➢ Sprays may be avoided as there is likely to have light rain during next five days. ➢ Keep the Vegetable field free from weeds.	**Standardized precipitation outlook using SPI:** ➢ Moderately dry, hence irrigation may be provided.

Agro meteorological Advisories for coming 5 days

Main Crop/ Animal /Fisheries	Stage	Pest/Diseases	Agricultural Advisories
Tomato/Chilli/ Brinjal	Transplanting		• Nursery seed bed preparation of 1 m width and length as per convenience and 15 cm above the ground. • Beds are plough and mixed with FYM @ 4 kg/m^2 and levelled it properly. • Add 10 t/ha FYM + 120 kg N, 80 kg P & 60 kg K/ha at land preparation. • Transplant month old seedling in evening at spacing (tomato & Brinjal) at 45x45cm & Chilli at 45x30cm and irrigate immediately.
Cucurbits (Cucumber/Pumpkin /Bottle Gourd/ Ash Gourd/Squash)	Seed Sowing		• Prepare pits of 60cm x 60cm x 60cm size for sowing of bottle gourd & apply 2.0-2.5 kgs well rotten FYM in each pit. • Maintain proper soil moisture after seed sowing by irrigation & mulching. • Sow 2-3 seeds of bottle gourd varieties like Pusa Summer, Prolific Long, Prolific Round, Pusa Meghdoot, Pusa Hybrid 2, etc to be planted in each pit. • Mulching with locally available materials like straw, grasses may be done to reduce evaporation loses.
Okra	Seed Sowing		• Sow the seeds of Okra improved varieties (VRO-6, Arka Anamika) at 45x30 cm spacing on beds. • Mulch the beds by paddy straw to maintain proper soil moisture and irrigate at 3-5 days interval.
Pineapple	Harvesting (Nov.-April)		Maturity indices: 1) Colour change is the most common method of determining the maturity of fruits. a) For long distance transportation: Fully mature fruits in green itself just before colour change. b) Canning purpose: Slight colour change at the base of developing fruit. c) Table purpose: Develops satisfactory uniform golden yellow colour 2) About 25% of the eyes at the base are are becoming flat.

			3) Method of harvesting: Harvesting is done with a sharp knife, severing the fruit-stalk with a clean cut retaining 5-7m of stalk with the fruit without damage to the fruit. • Earthing up after harvested
Guava	Propagation		• Grafting of desirable scion on local rootstock.
Khasi Mandarin	Flowering/Fruit set stage	Citrus scales/ Citrus mealy bug Powdery mildew	• Spray Monocrotophos (Nuvacron) @ 2.5 g/litre of water or Dimethoate (Rogor) @ 1.5 ml/litre of water during flush period to control citrus scales, citrus mealy bug • Spraying of Sulfex @ 2.5 g/litre of water during flush period
Animal Sciences			
Poultry	All stages		• Provide artificial heating to poultry birds (day old to 25 days old) through lightning of electric bulb to protect them from low temperature during night time. • Keep the poultry house well ventilated during day time. • Provide vitamin B complex @ 7ml/litre in drinking water daily in broiler for healthy growth. • Litter should be change periodically and provide clean drinking water and changed the water every day. • Diseased and dead birds should be immediately removed. • Regularly inspect the dropings of the poultry birds for any diseases symptom.
		Coccidiosis (Symptoms: blood/mucus in feaces)	• Provide plenty of fresh and clean drinking water. • Provide coccidiostatic like **Amprolium** @ 25-65 mg/kg feed once a day as a preventive measure against coccidiosis.
		Ranikhet disease	• Vaccinate the poultry birds with **F1/ Lasota vaccine** (1 drop) at the age of 4-7 days old and 35 days old through eye and nostril.
Piggery	All stages		• Vaccinate all newly born piglets against swine fever at the age of 3 months followed by annual booster dose. • In endemic areas, vaccinate 6 months old pigs with FMD vaccine once in a year. • Iron supplementation in piglet to prevent from piglet anaemia during 1st week of age.
		Deworming	• Deworm your pigs by albendazole @ 5-10 mg/kg body weight once and repeat after 21 days.
		Skin infection (Scabies)	• Provide Ivermectin (Injection) @ 10mg/33kg body wt.
Cattle & Buffaloes	6-9 months calves	Brucellosis	• Vaccinate 6-9 months old meifer with *Brucella abortus* cotton strain-19 @ 5ml subcutaneous on the neck
		Foot & Mouth Disease, HaemorrhagicSepticaemia, Black Quarter	• Undertake regular immunization of cattle & buffaloes against Foot & Mouth disease, Haemorrhagic septicaemia & Black Quarter. • To prevent FMD spread spray 4% sodium carbonate solution (400 gm Na_2 Co_3 in 10 litres of water) or lime/ bleaching powder should be spread every day atleast once around the farm premise & at the entry/exit atleast for 10 days.
		Deworming	• Deworm your cattle & buffaloes by albendazole @ 5-10 mg/kg body weight once and repeat after 21 days. Do not give to pregnant & new born animals.
Fishery			

Common carp all variety	Brooders (Breeding season)		**Common carp breeding preparation** • Provide plastic mobs in the brooder pond for eggs to attach. • After the eggs are attached to the mob, transfer it to the nursery pond. • Keep the mob in the nursery pond for about 5 – 7 days till the eggs completely hatched out. **Water quality management** • Maintain water pH at around 7.5 or above by application of lime.

Suggestion: Contact nearby State Agril. Staff or KVK staff for necessary help and suggestion.

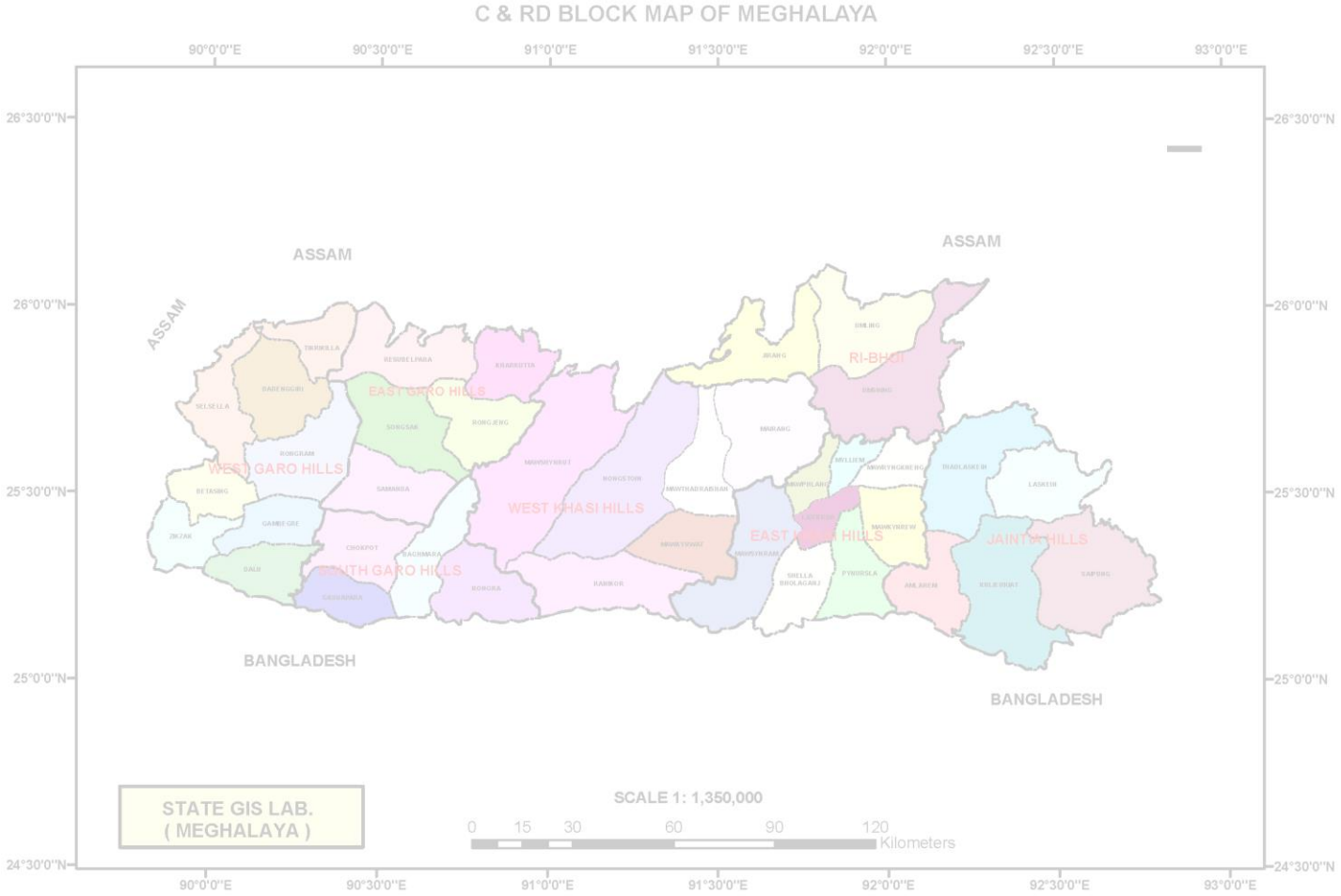

GRAMIN KRISHI MAUSAM SEWA
ICAR Research Complex for NEH Region
Umroi Road, Umiam – 793 103 Meghalaya
☎: Telephone No. : 0364 2570276 (O) Fax: 0364 2570213/Email: iaasbarapani@yahoo.in

RC (AE)/30/2011/ Bulletin/March'2019/99 Dated: 22/03/2019

Agro Advisory Bulletin – SOUTH GARO HILLS
(Period 23rd – 27th March, 2019)

Weather forecast valid up to 27th March, 2019

The possibility of Rainfall is 10.0mm for the next five days. Maximum Temp: 28-29°C, Minimum Temp: 17-18°C, Cloud cover: sky will be clear to partly cloudy i.e. 0-4 Okta, Maximum RH: 42-93%, Minimum RH: 20-36%, Wind speed: 3-5 Kmph, Wind direction: East-Southeast.

General Advisories:	Standardized precipitation outlook using SPI:
➢ Sprays may be avoided as there is likely to have light rain during next five days. ➢ Keep the Vegetable field free from weeds.	➢ Mildly dry, hence irrigation may be provided.

Agro meteorological Advisories for coming 5 days

Main Crop/ Animal /Fisheries	Stage	Pest/Diseases	Agricultural Advisories
Tomato/Chilli/Brinjal	Transplanting		• Add 10 t/ha FYM + 120 kg N, 80 kg P & 60 kg K/ha at land preparation. • Transplant month old seedling in evening at spacing (tomato & Brinjal) at 45x45cm & Chilli at 45x30cm and irrigate immediately.
Cucurbits (Cucumber/Pumpkin /Bottle Gourd/ Ash Gourd/Squash)	Seed Sowing		• Prepare pits of 60cm x 60cm x 60cm size for sowing of bottle gourd & apply 2.0-2.5 kgs well rotten FYM in each pit. • Maintain proper soil moisture after seed sowing by irrigation & mulching. • Sow 2-3 seeds of bottle gourd varieties like Pusa Summer, Prolific Long, Prolific Round, Pusa Meghdoot, Pusa Hybrid 2, etc to be planted in each pit. • Mulching with locally available materials like straw, grasses may be done to reduce evaporation loses.
Okra	Seed Sowing		• Sow the seeds of Okra improved varieties (VRO-6, Arka Anamika) at 45x30 cm spacing on beds. • Mulch the beds by paddy straw to maintain proper soil moisture and irrigate at 3-5 days interval.
Pineapple	Harvesting (Nov.-April)		Maturity indices: 1) Colour change is the most common method of determining the maturity of fruits. a) For long distance transportation: Fully mature fruits in green itself just before colour change. b) Canning purpose: Slight colour change at the base of developing fruit. c) Table purpose: Develops satisfactory uniform golden yellow colour 2) About 25% of the eyes at the base are are becoming flat.

			3) Method of harvesting: Harvesting is done with a sharp knife, severing the fruit-stalk with a clean cut retaining 5-7m of stalk with the fruit without damage to the fruit. • Earthing up after harvested
Guava	Propagation		• Grafting of desirable scion on local rootstock.
Khasi Mandarin	Flowering/Fruit set stage	Citrus scales/Citrus mealy bug Powdery mildew	• Spray Monocrotophos (Nuvacron) @ 2.5 g/litre of water or Dimethoate (Rogor) @ 1.5 ml/litre of water during flush period to control citrus scales, citrus mealy bug • Spraying of Sulfex @ 2.5 g/litre of water during flush period
Animal Sciences			
Poultry	All stages		• Keep the poultry house well ventilated during day time. • Provide vitamin B complex @ 7ml/litre in drinking water daily in broiler for healthy growth. • Litter should be change periodically and provide clean drinking water and changed the water every day. • Diseased and dead birds should be immediately removed. • Regularly inspect the dropings of the poultry birds for any diseases symptom.
		Coccidiosis (Symptoms: blood/mucus in feaces)	• Provide plenty of fresh and clean drinking water. • Provide coccidiostatic like **Amprolium** @ 25-65 mg/kg feed once a day as a preventive measure against coccidiosis.
		Ranikhet disease	• Vaccinate the poultry birds with **F1/ Lasota vaccine** (1 drop) at the age of 4-7 days old and 35 days old through eye and nostril.
Piggery	All stages		• Vaccinate all newly born piglets against swine fever at the age of 3 months followed by annual booster dose. • In endemic areas, vaccinate 6 months old pigs with FMD vaccine once in a year. • Iron supplementation in piglet to prevent from piglet anaemia during 1st week of age. • Deworm your pigs by albendazole @ 5-10 mg/kg body weight once and repeat after 21 days. Do not give to pregnant & new born.
		Deworming	
		Skin infection (Scabies)	• Provide Ivermectin (Injection) @ 10mg/33kg body wt.
Cattle & Buffaloes	6-9 months calves	Brucellosis	• Vaccinate 6-9 months old calves with *Brucella abortus* cotton strain-19 @ 5ml subcutaneous on the neck
		Foot & Mouth Disease, HaemorrhagicSepticaemia, Black Quarter	• Undertake regular immunization of cattle & buffaloes against Foot & Mouth disease, Haemorrhagic septicaemia & Black Quarter. • To prevent FMD spread spray 4% sodium carbonate solution (400 gm Na_2 Co_3 in 10 litres of water) or lime/ bleaching powder should be spread every day atleast once around the farm premise & at the entry/exit atleast for 10 days.

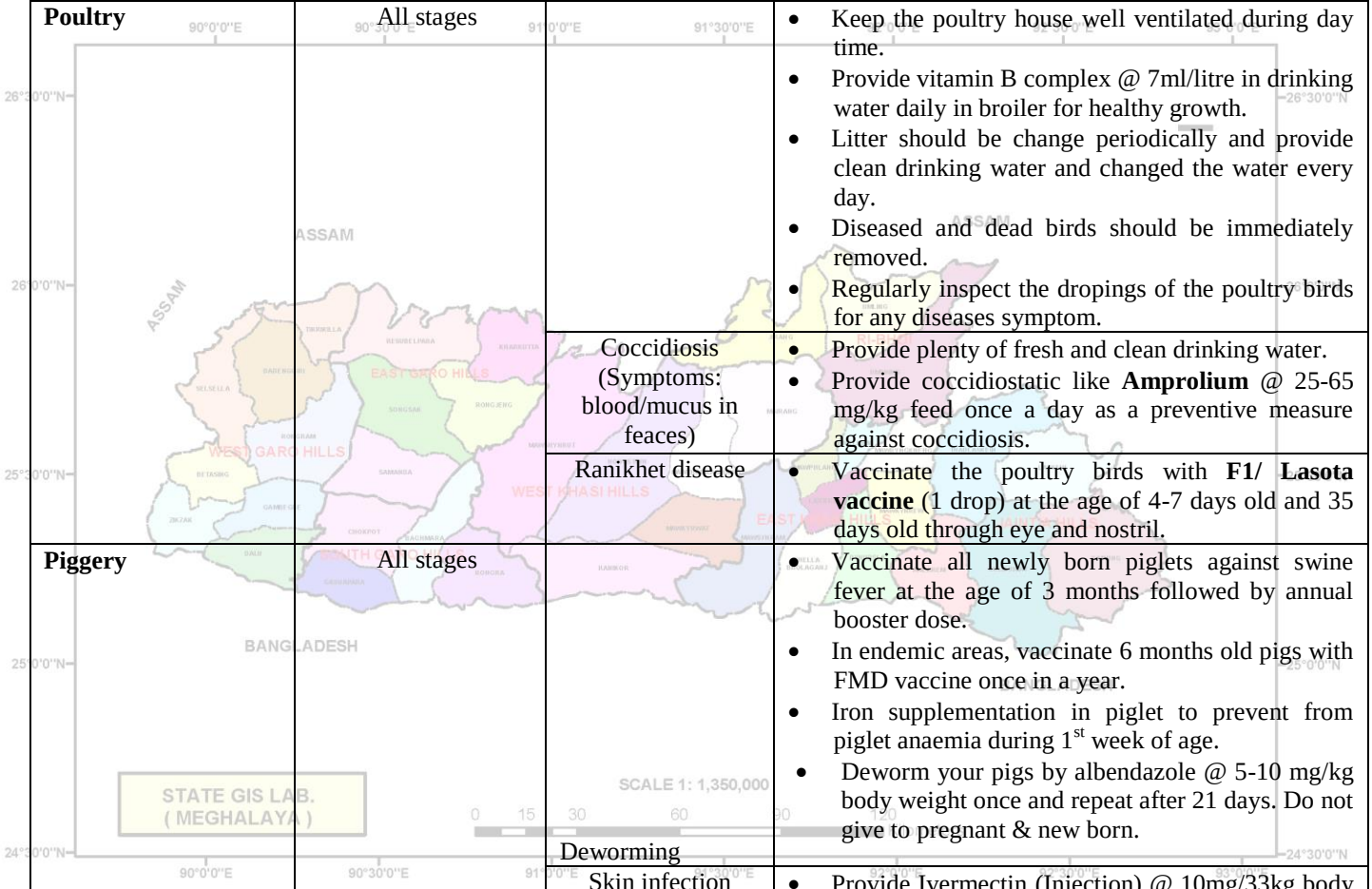

		Deworming	• Deworm your cattle & buffaloes by albendazole @ 5-10 mg/kg body weight once and repeat after 21 days. Do not give to pregnant & new born animals.
Fishery			
Common carp all variety	Brooders (Breeding season)		**Common carp breeding preparation** • Provide plastic mobs in the brooder pond for eggs to attach. • After the eggs are attached to the mob, transfer it to the nursery pond. • Keep the mob in the nursery pond for about 5 – 7 days till the eggs completely hatched out. **Water quality management** • Maintain water pH at around 7.5 or above by application of lime.

Suggestion: Contact nearby State Agril. Staff or KVK staff for necessary help and suggestion.

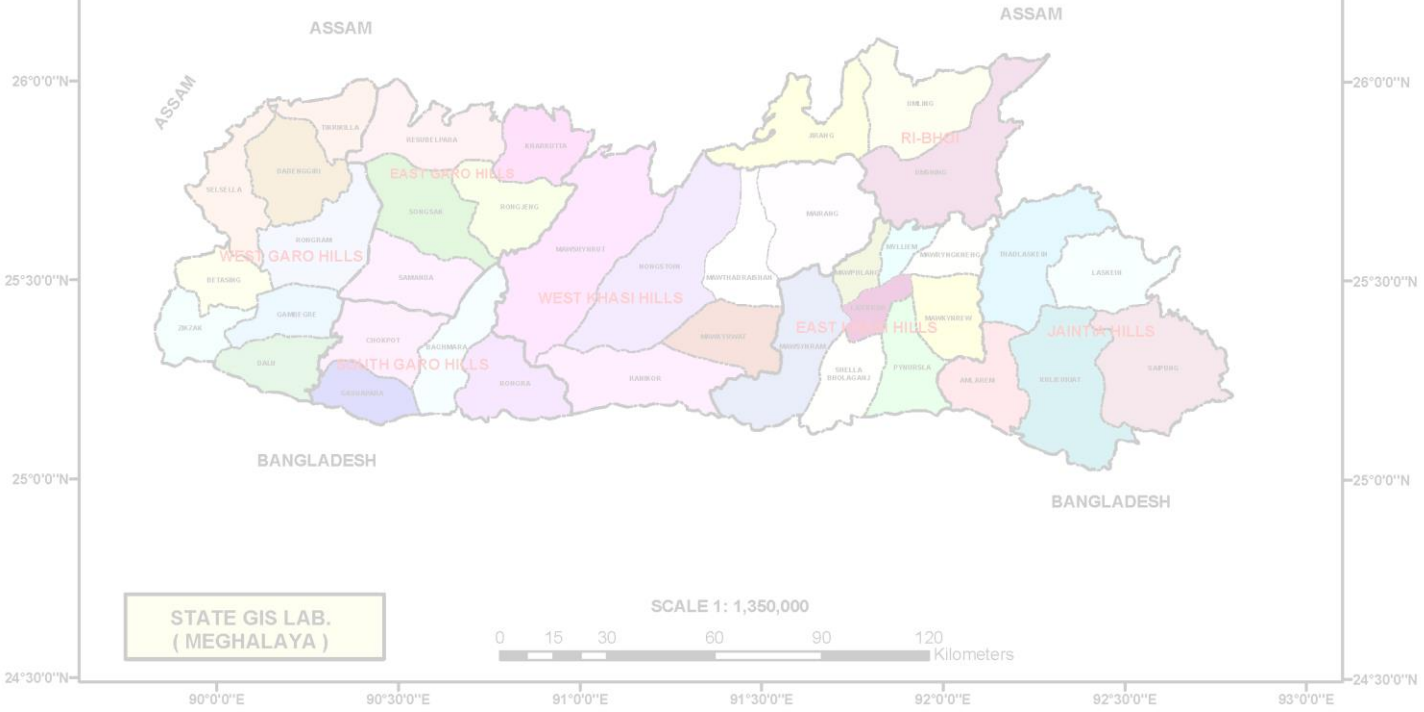

GRAMIN KRISHI MAUSAM SEWA
ICAR Research Complex for NEH Region
Umroi Road, Umiam – 793 103 Meghalaya
☎: Telephone No. : 0364 2570276 (O) Fax: 0364 2570213/Email: iaasbarapani@yahoo.in

RC (AE)/30/2011/ Bulletin/March'2019/99 Dated: 22/03/2019

Agro Advisory Bulletin – SOUTH WEST GARO HILLS
(Period 23rd – 27th March, 2019)

Weather forecast valid up to 27th March, 2019

The possibility of Rainfall is 3.0mm for the next five days. Maximum Temp: 28-29°C, Minimum Temp: 15-16°C, Cloud cover: sky will be clear i.e. 0 Okta, Maximum RH: 40-91%, Minimum RH: 14-30%, Wind speed: 5-7 Kmph, Wind direction: East-Southeast.

General Advisories:	Standardized precipitation outlook using SPI:
➢ Sprays may be avoided as there is likely to have light rain during next five days. ➢ Keep the Vegetable field free from weeds.	➢ Mildly dry, hence irrigation may be provided.

Agro meteorological Advisories for coming 5 days

Main Crop/ Animal /Fisheries	Stage	Pest/Diseases	Agricultural Advisories
Tomato/Chilli/ Brinjal	Transplanting		• Nursery seed bed preparation of 1 m width and length as per convenience and 15 cm above the ground. • Beds are plough and mixed with FYM @ 4 kg/m^2 and levelled it properly. • Add 10 t/ha FYM + 120 kg N, 80 kg P & 60 kg K/ha at land preparation. • Transplant month old seedling in evening at spacing (tomato & Brinjal) at 45x45cm & Chilli at 45x30cm and irrigate immediately.
Cucurbits (Cucumber/Pumpkin/Bottle Gourd/ Ash Gourd/Squash)	Seed Sowing		• Prepare pits of 60cm x 60cm x 60cm size for sowing of bottle gourd & apply 2.0-2.5 kgs well rotten FYM in each pit. • Maintain proper soil moisture after seed sowing by irrigation & mulching. • Sow 2-3 seeds of bottle gourd varieties like Pusa Summer, Prolific Long, Prolific Round, Pusa Meghdoot, Pusa Hybrid 2, etc to be planted in each pit. • Mulching with locally available materials like straw, grasses may be done to reduce evaporation loses.
Okra	Seed Sowing		• Sow the seeds of Okra improved varieties (VRO-6, Arka Anamika) at 45x30 cm spacing on beds. • Mulch the beds by paddy straw to maintain proper soil moisture and irrigate at 3-5 days interval.
Pineapple	Harvesting (Nov.-April)		Maturity indices: 1) Colour change is the most common method of determining the maturity of fruits. a) For long distance transportation: Fully mature fruits in green itself just before colour change.

			b) Canning purpose: Slight colour change at the base of developing fruit. c) Table purpose: Develops satisfactory uniform golden yellow colour 2) About 25% of the eyes at the base are are becoming flat. 3) Method of harvesting: Harvesting is done with a sharp knife, severing the fruit-stalk with a clean cut retaining 5-7m of stalk with the fruit without damage to the fruit. • Earthing up after harvested
Guava	Propagation		• Grafting of desirable scion on local rootstock.
Khasi Mandarin	Flowering/Fruit set stage	Citrus scales/Citrus mealy bug	• Spray Monocrotophos (Nuvacron) @ 2.5 g/litre of water or Dimethoate (Rogor) @ 1.5 ml/litre of water during flush period to control citrus scales, citrus mealy bug
		Powdery mildew	• Spraying of Sulfex @ 2.5 g/litre of water during flush period
Animal Sciences			
Poultry	All stages		• Keep the poultry house well ventilated during day time. • Provide vitamin B complex @ 7ml/litre in drinking water daily in broiler for healthy growth. • Litter should be change periodically and provide clean drinking water and changed the water every day. • Diseased and dead birds should be immediately removed. • Regularly inspect the dropings of the poultry birds for any diseases symptom.
		Coccidiosis (Symptoms: blood/mucus in feaces)	• Provide plenty of fresh and clean drinking water. • Provide coccidiostatic like **Amprolium** @ 25-65 mg/kg feed once a day as a preventive measure against coccidiosis.
		Ranikhet disease	• Vaccinate the poultry birds with **F1/ Lasota vaccine** (1 drop) at the age of 4-7 days old and 35 days old through eye and nostril.
Piggery	All stages		• Vaccinate all newly born piglets against swine fever at the age of 3 months followed by annual booster dose. • In endemic areas, vaccinate 6 months old pigs with FMD vaccine once in a year. • Iron supplementation in piglet to prevent from piglet anaemia during 1st week of age. • Deworm your pigs by albendazole @ 5-10 mg/kg body weight once and repeat after 21 days. Do not give to pregnant & new born.
		Deworming	
		Skin infection (Scabies)	• Provide Ivermectin (Injection) @ 10mg/33kg body wt.
Cattle & Buffaloes	6-9 months calves	Brucellosis	• Vaccinate 6-9 months old calves with *Brucella abortus* cotton strain-19 @ 5ml subcutaneous on the neck
		Foot & Mouth	• Undertake regular immunization of cattle &

		Disease, HaemorrhagicSepticaemia, Black Quarter Deworming	buffaloes against Foot & Mouth disease, Haemorrhagic septicaemia & Black Quarter. • To prevent FMD spread spray 4% sodium carbonate solution (400 gm Na_2 Co_3 in 10 litres of water) or lime/ bleaching powder should be spread every day atleast once around the farm premise & at the entry/exit atleast for 10 days. • Deworm your cattle & buffaloes by albendazole @ 5-10 mg/kg body weight once and repeat after 21 days. Do not give to pregnant & new born animals.
Fishery			
Common carp all variety	Brooders (Breeding season)		**Common carp breeding preparation** • Provide plastic mobs in the brooder pond for eggs to attach. • After the eggs are attached to the mob, transfer it to the nursery pond. • Keep the mob in the nursery pond for about 5 – 7 days till the eggs completely hatched out. **Water quality management** • Maintain water pH at around 7.5 or above by application of lime.

Suggestion: Contact nearby State Agril. Staff or KVK staff for necessary help and suggestion.

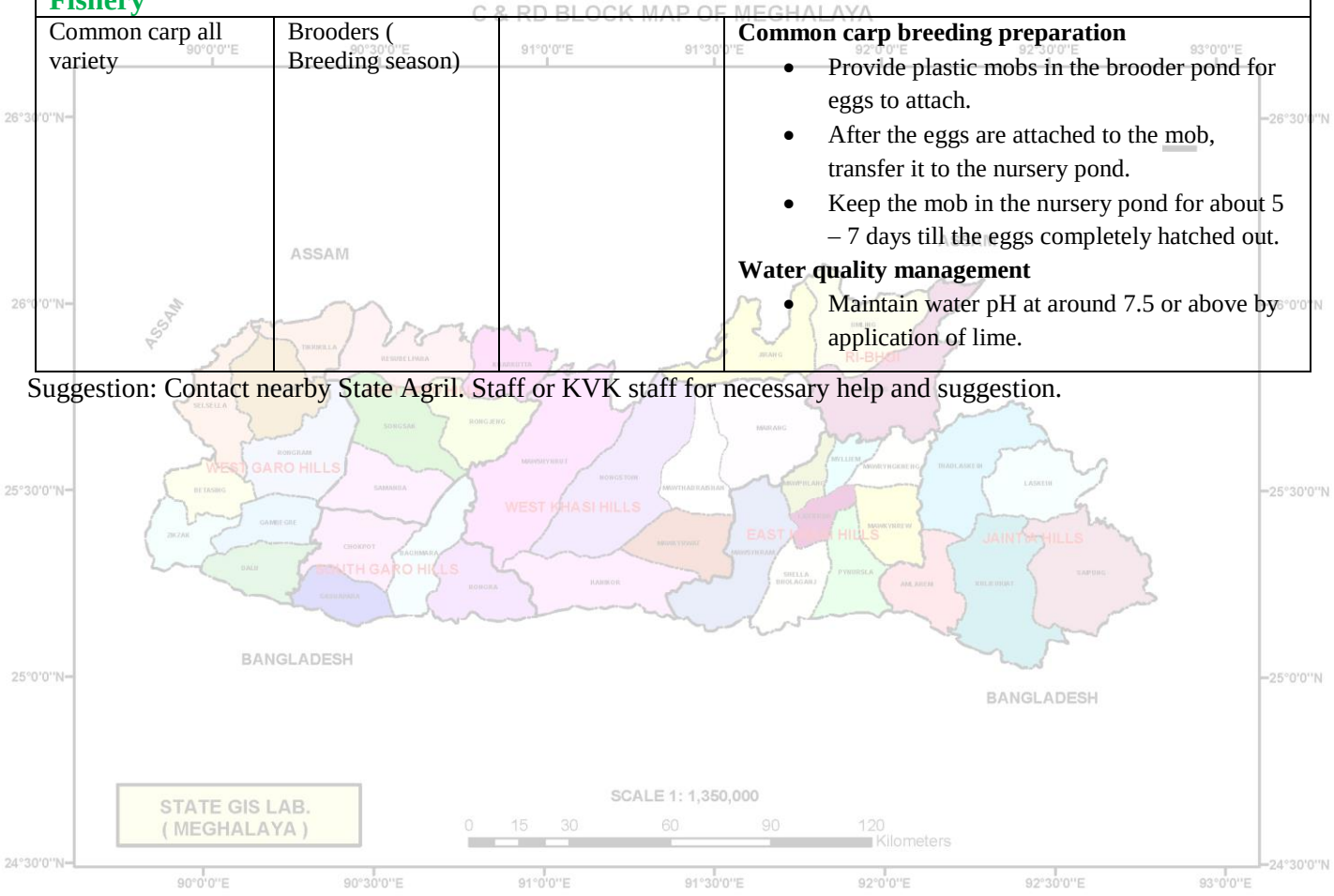

GRAMIN KRISHI MAUSAM SEWA
ICAR Research Complex for NEH Region
Umroi Road, Umiam – 793 103 Meghalaya
☎: Telephone No. : 0364 2570276 (O) Fax: 0364 2570213/Email: iaasbarapani@yahoo.in

RC (AE)/30/2011/ Bulletin/March'2019/99 Dated: 22/03/2019

Agro Advisory Bulletin – SOUTH WEST KHASI HILLS
(Period 23rd – 27th March, 2019)

Weather forecast valid up to 27th March, 2019

The possibility of Rainfall is 3.0mm for the next five days. Maximum Temp: 24-26°C, Minimum Temp: 13-15°C, Cloud cover: sky will be clear to partly cloudy i.e. 0-4 Okta, Maximum RH: 38-82%, Minimum RH: 19-43%, Wind speed: 4-6 Kmph, Wind direction: Northeast.

General Advisories:	Standardized precipitation outlook using SPI:
➢ Sprays may be avoided as there is likely to have light rain during next five days. ➢ Keep the Vegetable field free from weeds.	➢ Mildly dry, hence irrigation may be provided.

Agro meteorological Advisories for coming 5 days

Main Crop/ Animal /Fisheries	Stage	Pest/Diseases	Agricultural Advisories
Tomato/Chilli/ Brinjal	Transplanting		• Add 10 t/ha FYM + 120 kg N, 80 kg P & 60 kg K/ha at land preparation. • Transplant month old seedling in evening at spacing (tomato & Brinjal) at 45x45cm & Chilli at 45x30cm and irrigate immediately.
Cucurbits (Cucumber/Pumpkin/Bottle Gourd/ Ash Gourd/Squash)	Seed Sowing		• Prepare pits of 60cm x 60cm x 60cm size for sowing of bottle gourd & apply 2.0-2.5 kgs well rotten FYM in each pit. • Maintain proper soil moisture after seed sowing by irrigation & mulching. • Sow 2-3 seeds of bottle gourd varieties like Pusa Summer, Prolific Long, Prolific Round, Pusa Meghdoot, Pusa Hybrid 2, etc to be planted in each pit. • Mulching with locally available materials like straw, grasses may be done to reduce evaporation loses.
Okra	Seed Sowing		• Sow the seeds of Okra improved varieties (VRO-6, Arka Anamika) at 45x30 cm spacing on beds. • Mulch the beds by paddy straw to maintain proper soil moisture and irrigate at 3-5 days interval.
Pineapple	Harvesting (Nov.-April)		Maturity indices: 1) Colour change is the most common method of determining the maturity of fruits. a) For long distance transportation: Fully mature fruits in green itself just before colour change. b) Canning purpose: Slight colour change at the base of developing fruit. c) Table purpose: Develops satisfactory uniform golden yellow colour 2) About 25% of the eyes at the base are are

GRAMIN KRISHI MAUSAM SEWA
ICAR Research Complex for NEH Region
Umroi Road, Umiam – 793 103 Meghalaya
☎: Telephone No. : 0364 2570276 (O) Fax: 0364 2570213/Email: iaasbarapani@yahoo.in

			becoming flat. 3) Method of harvesting: Harvesting is done with a sharp knife, severing the fruit-stalk with a clean cut retaining 5-7m of stalk with the fruit without damage to the fruit. • Earthing up after harvested
Guava	Propagation		• Grafting of desirable scion on local rootstock.
Khasi Mandarin	Flowering/Fruit set stage	Citrus scales/Citrus mealy bug Powdery mildew	• Spray Monocrotophos (Nuvacron) @ 2.5 g/litre of water or Dimethoate (Rogor) @ 1.5 ml/litre of water during flush period to control citrus scales, citrus mealy bug • Spraying of Sulfex @ 2.5 g/litre of water during flush period
Animal Sciences			
Poultry	All stages		• Provide artificial heating to poultry birds (day old to 25 days old) through lightning of electric bulb to protect them from low temperature during night time. • Keep the poultry house well ventilated during day time. • Provide vitamin B complex @ 7ml/litre in drinking water daily in broiler for healthy growth. • Litter should be change periodically and provide clean drinking water and changed the water every day. • Diseased and dead birds should be immediately removed. • Regularly inspect the dropings of the poultry birds for any diseases symptom.
		Coccidiosis (Symptoms: blood/mucus in feaces)	• Provide plenty of fresh and clean drinking water. • Provide coccidiostatic like **Amprolium** @ 25-65 mg/kg feed once a day as a preventive measure against coccidiosis.
		Ranikhet disease	• Vaccinate the poultry birds with **F1/ Lasota vaccine** (1 drop) at the age of 4-7 days old and 35 days old through eye and nostril.
Piggery	All stages	Deworming	• Vaccinate all newly born piglets against swine fever at the age of 3 months followed by annual booster dose. • In endemic areas, vaccinate 6 months old pigs with FMD vaccine once in a year. • Iron supplementation in piglet to prevent from piglet anaemia during 1st week of age. • Deworm your pigs by albendazole @ 5-10 mg/kg body weight once and repeat after 21 days. Do not give to pregnant & new born.
		Skin infection (Scabies)	• Provide Ivermectin (Injection) @ 10mg/33kg body wt.
Cattle & Buffaloes	6-9 months calves	Brucellosis	• Vaccinate 6-9 months old calves with *Brucella abortus* cotton strain-19 @ 5ml subcutaneous on the neck
		Foot & Mouth Disease, HaemorrhagicSeptic	• Undertake regular immunization of cattle & buffaloes against Foot & Mouth disease, Haemorrhagic septicaemia & Black Quarter.

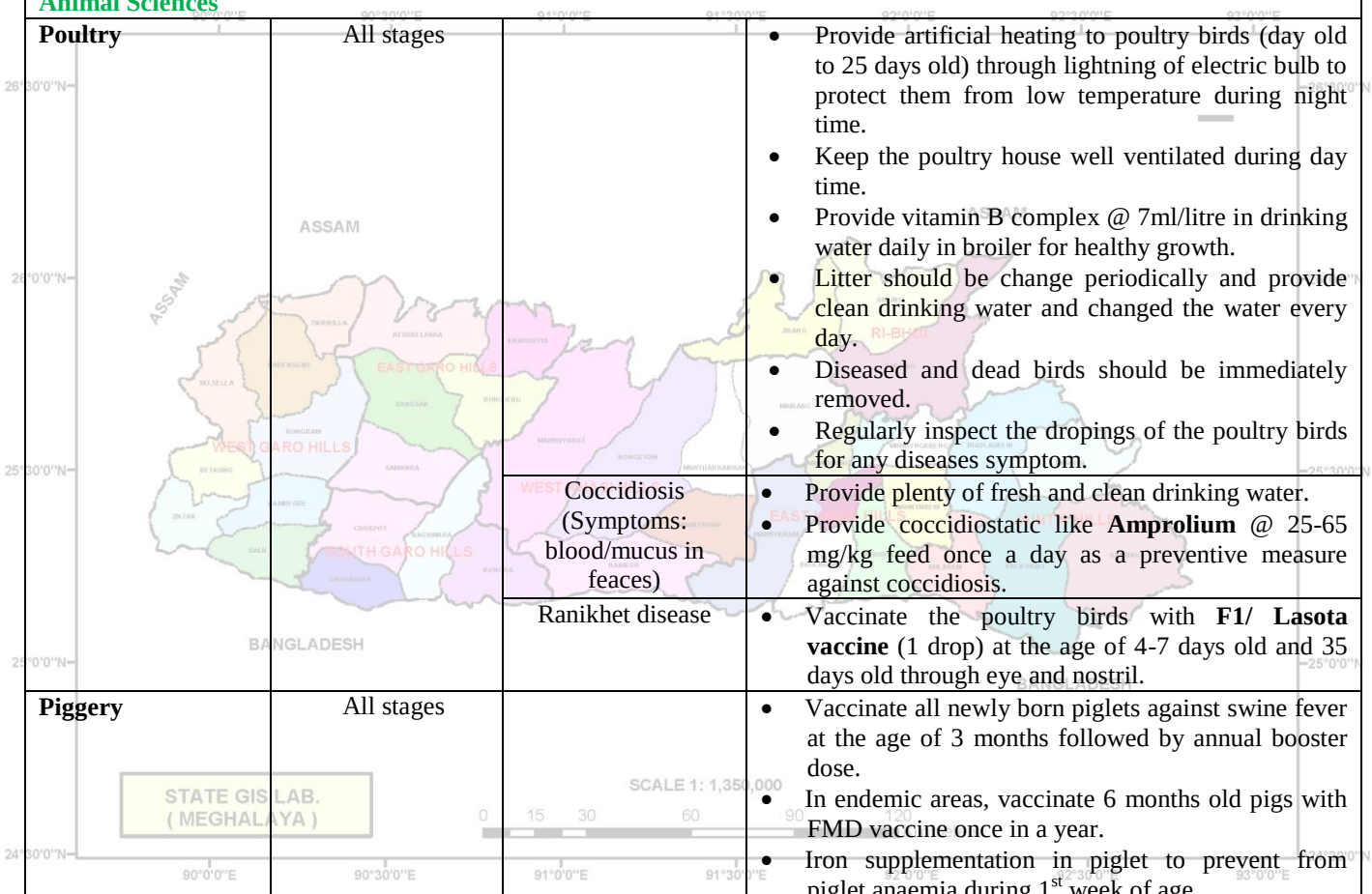

☎: Telephone No. : 0364 2570276 (O) Fax: 0364 2570213/Email: iaasbarapani@yahoo.in

		aemia, Black Quarter Deworming	• To prevent FMD spread spray 4% sodium carbonate solution (400 gm Na_2 Co_3 in 10 litres of water) or lime/ bleaching powder should be spread every day atleast once around the farm premise & at the entry/exit atleast for 10 days. • Deworm your cattle & buffaloes by albendazole @ 5-10 mg/kg body weight once and repeat after 21 days. Do not give to pregnant & new born animals.
Fishery			
Common carp all variety	Brooders (Breeding season)		**Common carp breeding preparation** • Provide plastic mobs in the brooder pond for eggs to attach. • After the eggs are attached to the mob, transfer it to the nursery pond. • Keep the mob in the nursery pond for about 5 – 7 days till the eggs completely hatched out. **Water quality management** • Maintain water pH at around 7.5 or above by application of lime.

Suggestion: Contact nearby State Agril. Staff or KVK staff for necessary help and suggestion.

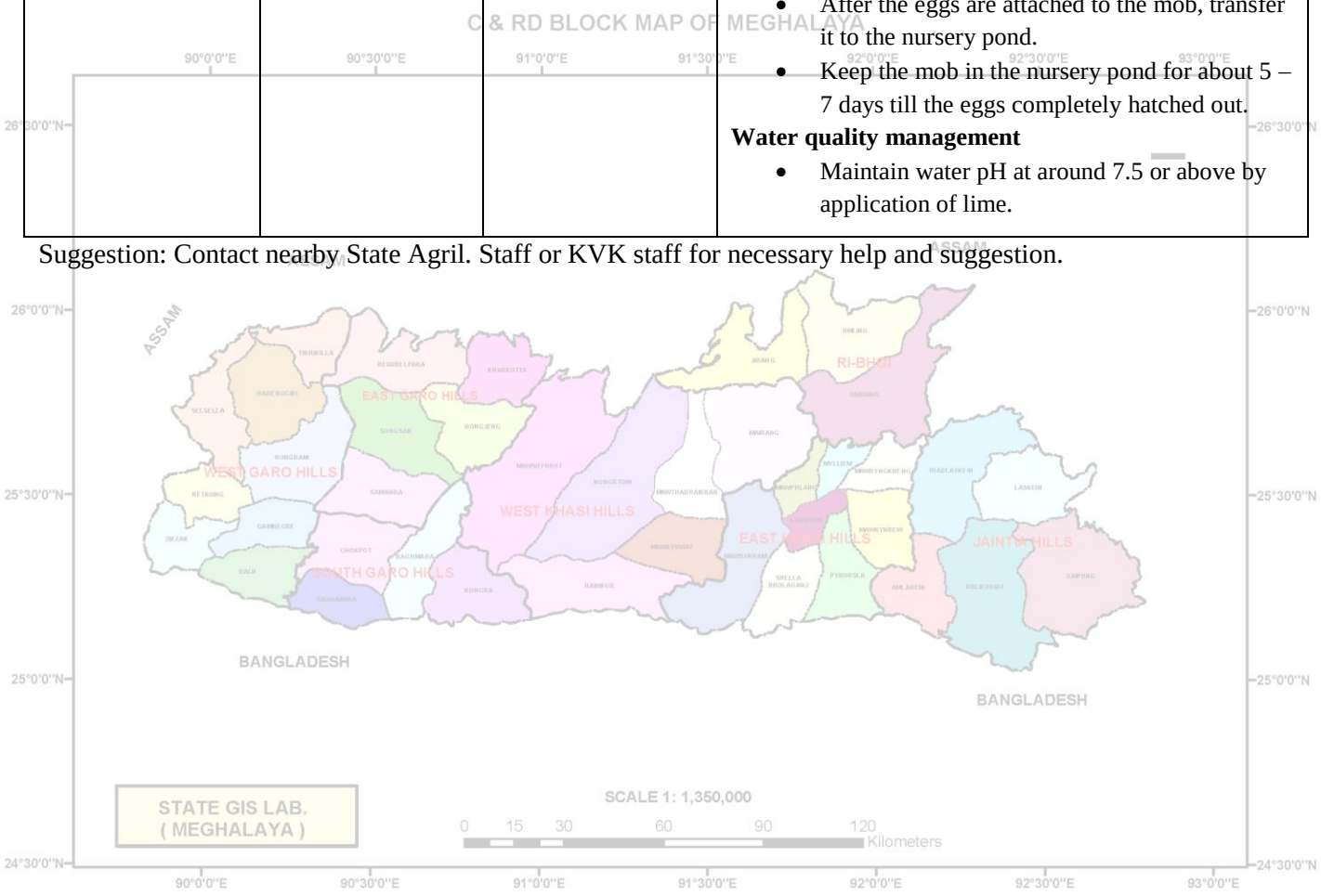

GRAMIN KRISHI MAUSAM SEWA
ICAR Research Complex for NEH Region
Umroi Road, Umiam – 793 103 Meghalaya
☎: Telephone No. : 0364 2570276 (O) Fax: 0364 2570213/Email: iaasbarapani@yahoo.in

RC (AE)/30/2011/ Bulletin/March'2019/99 Dated: 22/03/2019

Agro Advisory Bulletin – WEST GARO HILLS

(Period 23rd – 27th March, 2019)

Weather forecast valid up to 27th March, 2019

The possibility of Rainfall is 4.0mm for the next five days. Maximum Temp: 28-29°C, Minimum Temp: 14-15°C, Cloud cover: sky will be clear to partly cloudy i.e. 0-4 Okta, Maximum RH: 40-91%, Minimum RH: 14-30%, Wind speed: 5-7 Kmph, Wind direction: East-Southeast.

General Advisories:

- Sprays may be avoided as there is likely to have light rain for next five days.
- Keep the Vegetable field free from weeds.

Standardized precipitation outlook using SPI:

- Mildly dry, hence irrigation may be provided.

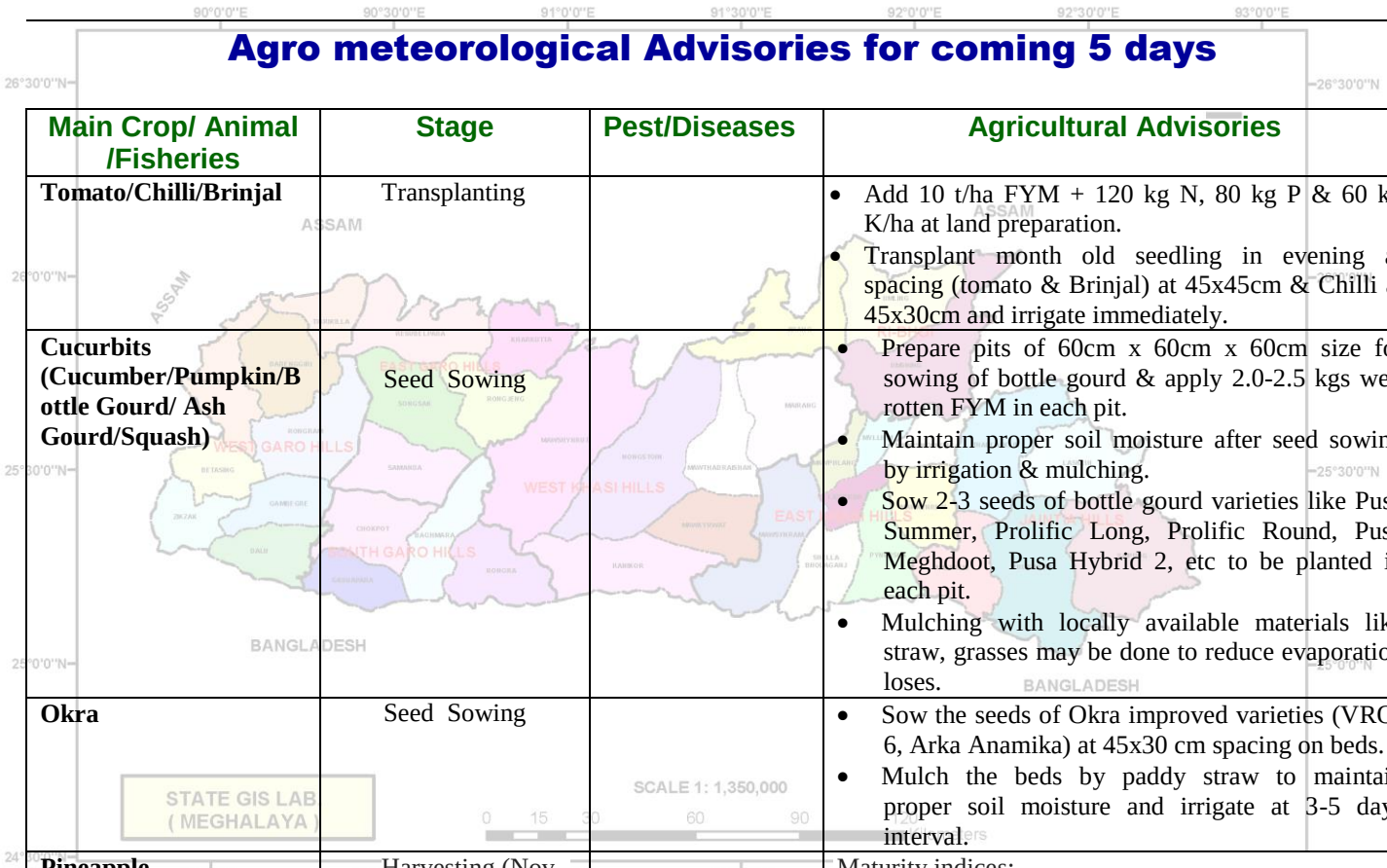

Agro meteorological Advisories for coming 5 days

Main Crop/ Animal /Fisheries	Stage	Pest/Diseases	Agricultural Advisories
Tomato/Chilli/Brinjal	Transplanting		• Add 10 t/ha FYM + 120 kg N, 80 kg P & 60 kg K/ha at land preparation. • Transplant month old seedling in evening at spacing (tomato & Brinjal) at 45x45cm & Chilli at 45x30cm and irrigate immediately.
Cucurbits (Cucumber/Pumpkin/Bottle Gourd/ Ash Gourd/Squash)	Seed Sowing		• Prepare pits of 60cm x 60cm x 60cm size for sowing of bottle gourd & apply 2.0-2.5 kgs well rotten FYM in each pit. • Maintain proper soil moisture after seed sowing by irrigation & mulching. • Sow 2-3 seeds of bottle gourd varieties like Pusa Summer, Prolific Long, Prolific Round, Pusa Meghdoot, Pusa Hybrid 2, etc to be planted in each pit. • Mulching with locally available materials like straw, grasses may be done to reduce evaporation loses.
Okra	Seed Sowing		• Sow the seeds of Okra improved varieties (VRO-6, Arka Anamika) at 45x30 cm spacing on beds. • Mulch the beds by paddy straw to maintain proper soil moisture and irrigate at 3-5 days interval.
Pineapple	Harvesting (Nov.-April)		Maturity indices: 1) Colour change is the most common method of determining the maturity of fruits. a) For long distance transportation: Fully mature fruits in green itself just before colour change. b) Canning purpose: Slight colour change at the base of developing fruit. c) Table purpose: Develops satisfactory uniform golden yellow colour 2) About 25% of the eyes at the base are are becoming flat. 3) Method of harvesting: Harvesting is done with a sharp knife, severing the fruit-stalk with a clean

			cut retaining 5-7m of stalk with the fruit without damage to the fruit. • Earthing up after harvested
Guava	Propagation		• Grafting of desirable scion on local rootstock.
Khasi Mandarin	Flowering/Fruit set stage	Citrus scales/Citrus mealy bug Powdery mildew	• Spray Monocrotophos (Nuvacron) @ 2.5 g/litre of water or Dimethoate (Rogor) @ 1.5 ml/litre of water during flush period to control citrus scales, citrus mealy bug • Spraying of Sulfex @ 2.5 g/litre of water during flush period
Animal Sciences			
Poultry	All stages		• Keep the poultry house well ventilated during day time. • Provide vitamin B complex @ 7ml/litre in drinking water daily in broiler for healthy growth. • Litter should be change periodically and provide clean drinking water and changed the water every day. • Diseased and dead birds should be immediately removed. • Regularly inspect the dropings of the poultry birds for any diseases symptom.
		Coccidiosis (Symptoms: blood/mucus in feaces)	• Provide plenty of fresh and clean drinking water. • Provide coccidiostatic like **Amprolium** @ 25-65 mg/kg feed once a day as a preventive measure against coccidiosis.
		Ranikhet disease	• Vaccinate the poultry birds with **F1/ Lasota vaccine** (1 drop) at the age of 4-7 days old and 35 days old through eye and nostril.
Piggery	All stages	Deworming	• Vaccinate all newly born piglets against swine fever at the age of 3 months followed by annual booster dose. • In endemic areas, vaccinate 6 months old pigs with FMD vaccine once in a year. • Iron supplementation in piglet to prevent from piglet anaemia during 1st week of age. • Deworm your pigs by albendazole @ 5-10 mg/kg body weight once and repeat after 21 days. Do not give to pregnant & new born.
		Skin infection (Scabies)	• Provide Ivermectin (Injection) @ 10mg/33kg body wt.
Cattle & Buffaloes	6-9 months calves	Brucellosis	• Vaccinate 6-9 months old calves with *Brucella abortus* cotton strain-19 @ 5ml subcutaneous on the neck
		Foot & Mouth Disease, HaemorrhagicSepticaemia, Black Quarter	• Undertake regular immunization of cattle & buffaloes against Foot & Mouth disease, Haemorrhagic septicaemia & Black Quarter. • To prevent FMD spread spray 4% sodium carbonate solution (400 gm Na_2 Co_3 in 10 litres of water) or lime/ bleaching powder should be spread every day atleast once around the farm premise & at the entry/exit atleast for 10 days. • Deworm your cattle & buffaloes by albendazole

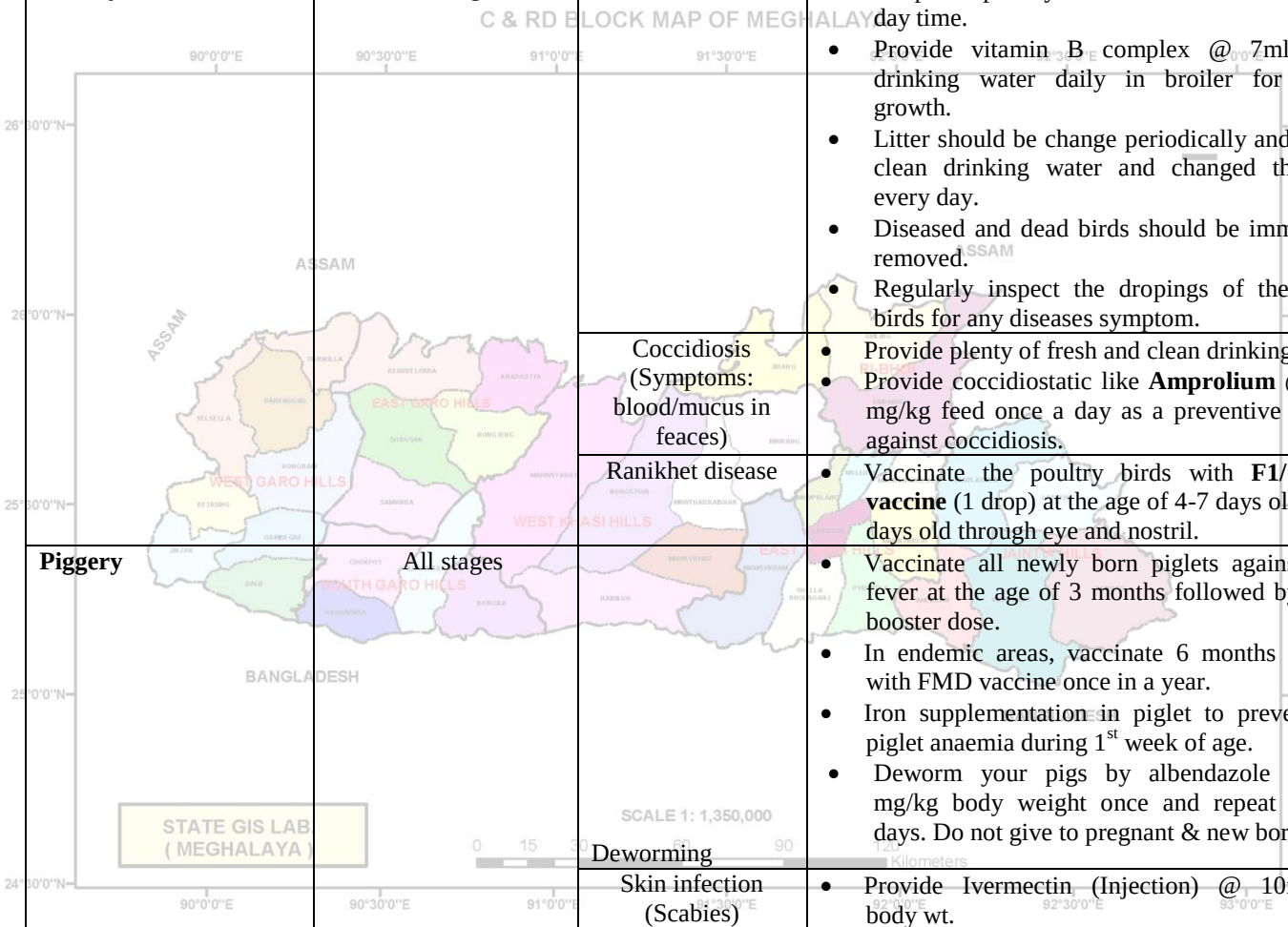

		Deworming	@ 5-10 mg/kg body weight once and repeat after 21 days. Do not give to pregnant & new born animals.
Fishery			
Common carp all variety	Brooders (Breeding season)		**Common carp breeding preparation** • Provide plastic mobs in the brooder pond for eggs to attach. • After the eggs are attached to the mob, transfer it to the nursery pond. • Keep the mob in the nursery pond for about 5 – 7 days till the eggs completely hatched out. **Water quality management** • Maintain water pH at around 7.5 or above by application of lime.

Suggestion: Contact nearby State Agril. Staff or KVK staff for necessary help and suggestion.

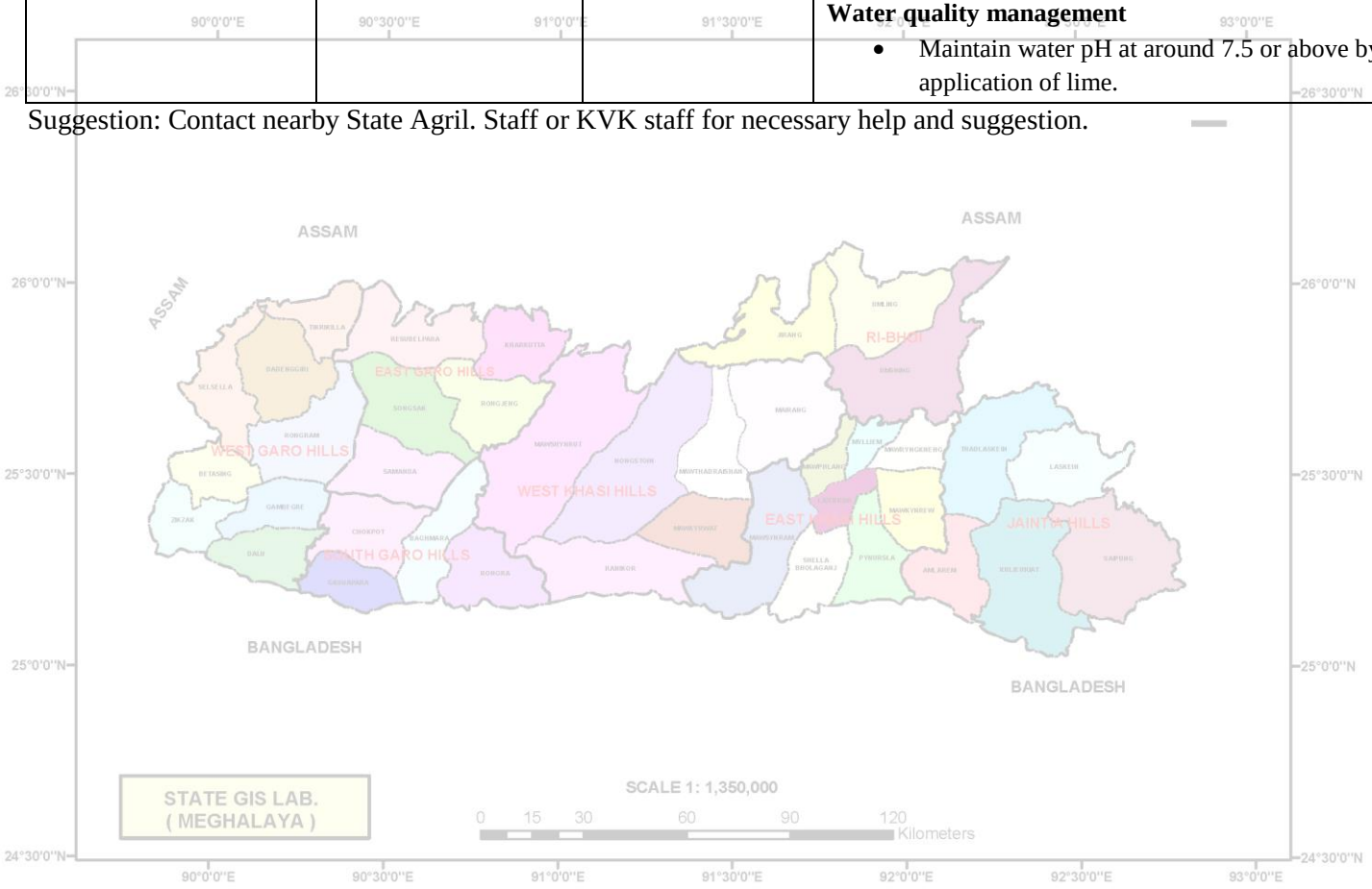

GRAMIN KRISHI MAUSAM SEWA
ICAR Research Complex for NEH Region
Umroi Road, Umiam – 793 103 Meghalaya
☎: Telephone No. : 0364 2570276 (O) Fax: 0364 2570213/Email: iaasbarapani@yahoo.in

RC (AE)/30/2011/ Bulletin/March'2019/99 Dated: 22/03/2019

Agro Advisory Bulletin – WEST JAINTIA HILLS
(Period 23rd – 27th March, 2019)

Weather forecast valid up to 27th March, 2019

The possibility of Rainfall is 11.0mm for the next five days. Maximum Temp: 24-25°C, Minimum Temp: 13-14°C, Cloud cover: sky will be clear to partly cloudy i.e. 0-4 Okta, Maximum RH: 58-90%, Minimum RH: 19-39%, Wind speed: 4-5 Kmph, Wind direction: East-Southwest.

General Advisories:
- Sprays may be avoided as there is likely to have light rain during next five days.
- Keep the Vegetable field free from weeds.

Standardized precipitation outlook using SPI:
- Mildly dry, hence irrigation may be provided.

Agro meteorological Advisories for coming 5 days

Main Crop/ Animal /Fisheries	Stage	Pest/Diseases	Agricultural Advisories
Tomato/Chilli/Brinjal	Transplanting		• Add 10 t/ha FYM + 120 kg N, 80 kg P & 60 kg K/ha at land preparation. • Transplant month old seedling in evening at spacing (tomato & Brinjal) at 45x45cm & Chilli at 45x30cm and irrigate immediately.
Cucurbits (Cucumber/Pumpkin /Bottle Gourd/ Ash Gourd/Squash)	Seed Sowing		• Prepare pits of 60cm x 60cm x 60cm size for sowing of bottle gourd & apply 2.0-2.5 kgs well rotten FYM in each pit. • Maintain proper soil moisture after seed sowing by irrigation & mulching. • Sow 2-3 seeds of bottle gourd varieties like Pusa Summer, Prolific Long, Prolific Round, Pusa Meghdoot, Pusa Hybrid 2, etc to be planted in each pit. • Mulching with locally available materials like straw, grasses may be done to reduce evaporation loses.
Okra	Seed Sowing		• Sow the seeds of Okra improved varieties (VRO-6, Arka Anamika) at 45x30 cm spacing on beds. • Mulch the beds by paddy straw to maintain proper soil moisture and irrigate at 3-5 days interval.
Pineapple	Harvesting (Nov.-April)		Maturity indices: 1) Colour change is the most common method of determining the maturity of fruits. a) For long distance transportation: Fully mature fruits in green itself just before colour change. b) Canning purpose: Slight colour change at the base of developing fruit. c) Table purpose: Develops satisfactory uniform golden yellow colour 2) About 25% of the eyes at the base are are becoming flat. 3) Method of harvesting: Harvesting is done with a

			sharp knife, severing the fruit-stalk with a clean cut retaining 5-7m of stalk with the fruit without damage to the fruit. • Earthing up after harvested
Guava	Propagation		• Grafting of desirable scion on local rootstock.
Khasi Mandarin	Flowering/Fruit set stage	Citrus scales/Citrus mealy bug Powdery mildew	• Spray Monocrotophos (Nuvacron) @ 2.5 g/litre of water or Dimethoate (Rogor) @ 1.5 ml/litre of water during flush period to control citrus scales, citrus mealy bug • Spraying of Sulfex @ 2.5 g/litre of water during flush period
Animal Sciences			
Poultry	All stages		• Provide artificial heating to poultry birds (day old to 25 days old) through lightning of electric bulb to protect them from low temperature during night time. • Keep the poultry house well ventilated during day time. • Provide vitamin B complex @ 7ml/litre in drinking water daily in broiler for healthy growth. • Litter should be change periodically and provide clean drinking water and changed the water every day. • Diseased and dead birds should be immediately removed. • Regularly inspect the dropings of the poultry birds for any diseases symptom.
		Coccidiosis (Symptoms: blood/mucus in feaces)	• Provide plenty of fresh and clean drinking water. • Provide coccidiostatic like **Amprolium** @ 25-65 mg/kg feed once a day as a preventive measure against coccidiosis.
		Ranikhet disease	• Vaccinate the poultry birds with **F1/ Lasota vaccine** (1 drop) at the age of 4-7 days old and 35 days old through eye and nostril.
Piggery	All stages	Deworming	• Vaccinate all newly born piglets against swine fever at the age of 3 months followed by annual booster dose. • In endemic areas, vaccinate 6 months old pigs with FMD vaccine once in a year. • Iron supplementation in piglet to prevent from piglet anaemia during 1st week of age. • Deworm your pigs by albendazole @ 5-10 mg/kg body weight once and repeat after 21 days. Do not give to pregnant & new born.
		Skin infection (Scabies)	• Provide Ivermectin (Injection) @ 10mg/33kg body wt.
Cattle & Buffaloes	6-9 months calves	Brucellosis	• Vaccinate 6-9 months old calves with *Brucella abortus* cotton strain-19 @ 5ml subcutaneous on the neck
		Foot & Mouth Disease, HaemorrhagicSepticaemia, Black Quarter	• Undertake regular immunization of cattle & buffaloes against Foot & Mouth disease, Haemorrhagic septicaemia & Black Quarter. • To prevent FMD spread spray 4% sodium carbonate solution (400 gm Na_2 Co_3 in 10 litres of water) or lime/ bleaching powder should be spread every day

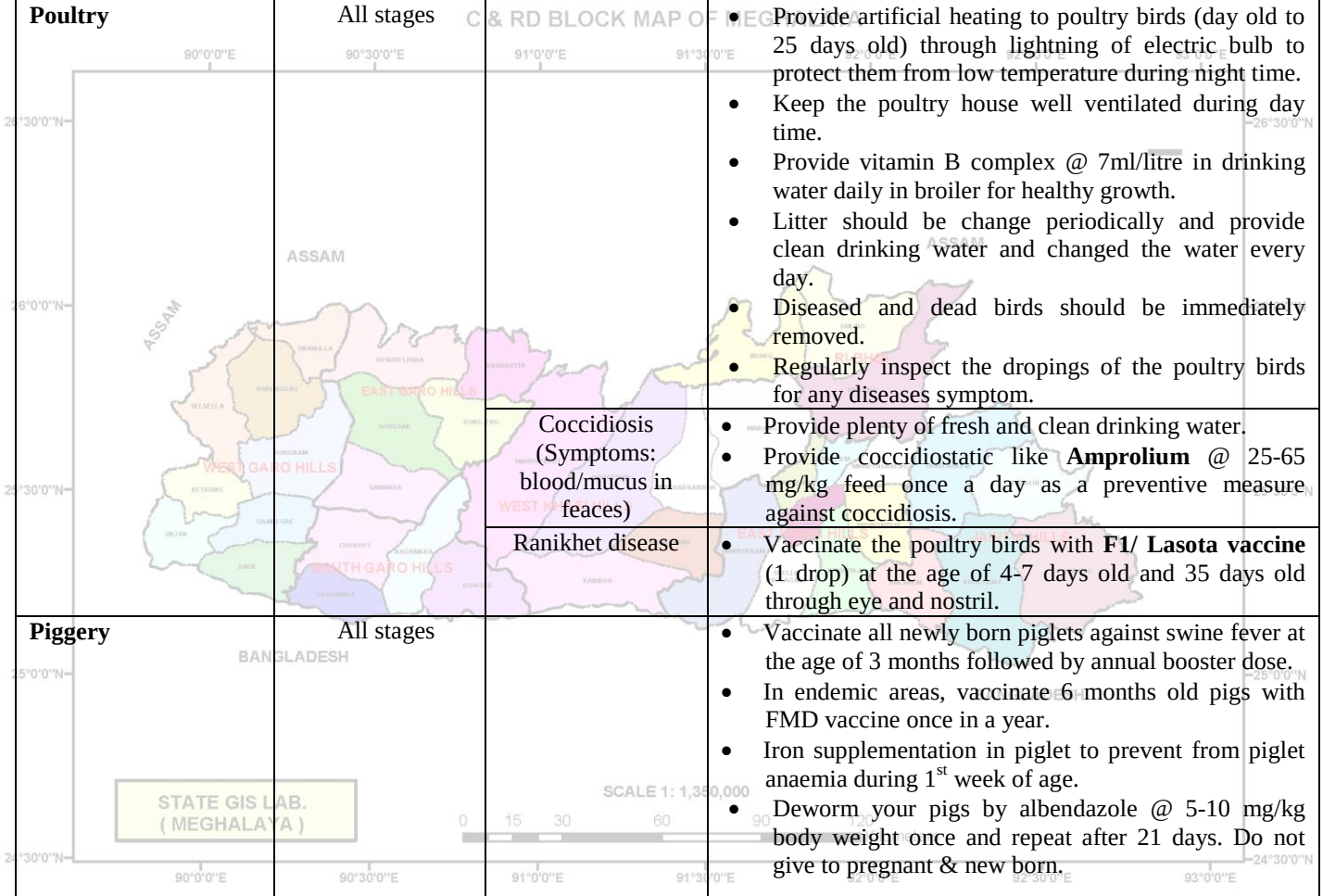

		Deworming	atleast once around the farm premise & at the entry/exit atleast for 10 days. • Deworm your cattle & buffaloes by albendazole @ 5-10 mg/kg body weight once and repeat after 21 days. Do not give to pregnant & new born animals.
Fishery			
Common carp all variety	Brooders (Breeding season)		**Common carp breeding preparation** • Provide plastic mobs in the brooder pond for eggs to attach. • After the eggs are attached to the mob, transfer it to the nursery pond. • Keep the mob in the nursery pond for about 5 – 7 days till the eggs completely hatched out. **Water quality management** • Maintain water pH at around 7.5 or above by application of lime.

Suggestion: Contact nearby State Agril. Staff or KVK staff for necessary help and suggestion.

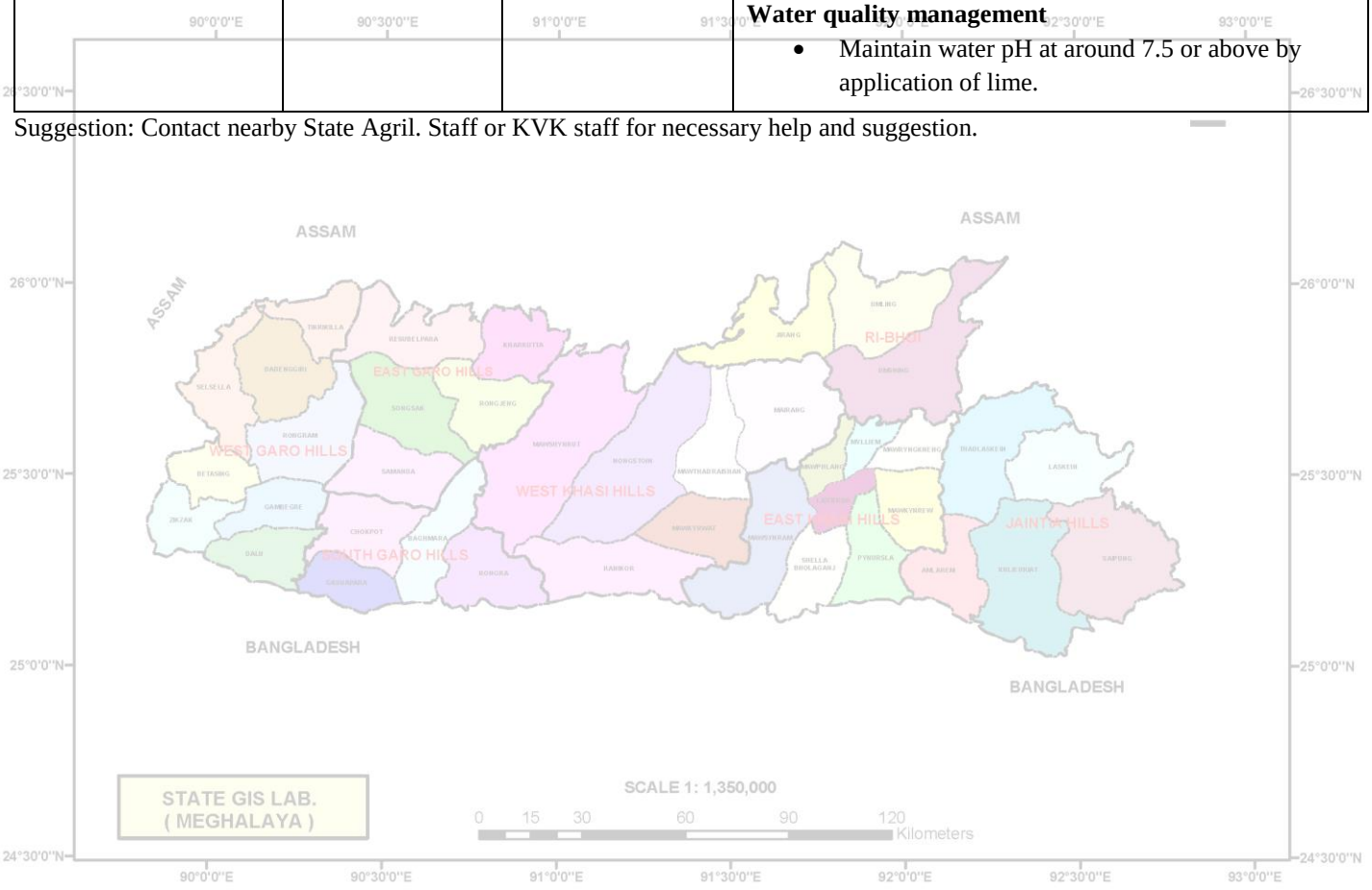

GRAMIN KRISHI MAUSAM SEWA
ICAR Research Complex for NEH Region
Umroi Road, Umiam – 793 103 Meghalaya
☎: Telephone No. : 0364 2570276 (O) Fax: 0364 2570213/Email: iaasbarapani@yahoo.in

RC (AE)/30/2011/ Bulletin/March'2019/99 Dated: 22/03/2019

Agro Advisory Bulletin – WEST KHASI HILLS
(Period 23rd – 27th March, 2019)

Weather forecast valid up to 27th March, 2019

The possibility of Rainfall is 10.0mm for the next five days. Maximum Temp: 23-25°C, Minimum Temp: 14-16°C, Cloud cover: sky will be clear to mainly cloudy i.e. 0-5 Okta, Maximum RH: 44-85%, Minimum RH: 21-40%, Wind speed: 4-5 Kmph, Wind direction: Southeast.

General Advisories:

- Sprays may be avoided as there is likely to have light rain during next five days.
- Keep the Vegetable field free from weeds.

Standardized precipitation outlook using SPI:

- Mildly dry, hence irrigation may be provided.

Agro meteorological Advisories for coming 5 days

Main Crop/ Animal /Fisheries	Stage	Pest/Diseases	Agricultural Advisories
Tomato/Chilli/Brinjal	Transplanting		• Add 10 t/ha FYM + 120 kg N, 80 kg P & 60 kg K/ha at land preparation. • Transplant month old seedling in evening at spacing (tomato & Brinjal) at 45x45cm & Chilli at 45x30cm and irrigate immediately.
Cucurbits (Cucumber/Pumpkin /Bottle Gourd/ Ash Gourd/Squash)	Seed Sowing		• Prepare pits of 60cm x 60cm x 60cm size for sowing of bottle gourd & apply 2.0-2.5 kgs well rotten FYM in each pit. • Maintain proper soil moisture after seed sowing by irrigation & mulching. • Sow 2-3 seeds of bottle gourd varieties like Pusa Summer, Prolific Long, Prolific Round, Pusa Meghdoot, Pusa Hybrid 2, etc to be planted in each pit. • Mulching with locally available materials like straw, grasses may be done to reduce evaporation loses.
Okra	Seed Sowing		• Sow the seeds of Okra improved varieties (VRO-6, Arka Anamika) at 45x30 cm spacing on beds. • Mulch the beds by paddy straw to maintain proper soil moisture and irrigate at 3-5 days interval.
Pineapple	Harvesting (Nov.-April)		Maturity indices: 1) Colour change is the most common method of determining the maturity of fruits. a) For long distance transportation: Fully mature fruits in green itself just before colour change. b) Canning purpose: Slight colour change at the base of developing fruit. c) Table purpose: Develops satisfactory uniform golden yellow colour 2) About 25% of the eyes at the base are are becoming flat. 3) Method of harvesting: Harvesting is done with

			a sharp knife, severing the fruit-stalk with a clean cut retaining 5-7m of stalk with the fruit without damage to the fruit. • Earthing up after harvested
Guava	Propagation		• Grafting of desirable scion on local rootstock.
Khasi Mandarin	Flowering/Fruit set stage	Citrus scales/Citrus mealy bug Powdery mildew	• Spray Monocrotophos (Nuvacron) @ 2.5 g/litre of water or Dimethoate (Rogor) @ 1.5 ml/litre of water during flush period to control citrus scales, citrus mealy bug • Spraying of Sulfex @ 2.5 g/litre of water during flush period
Animal Sciences			
Poultry	All stages		• Provide artificial heating to poultry birds (day old to 25 days old) through lightning of electric bulb to protect them from low temperature during night time. • Keep the poultry house well ventilated during day time. • Provide vitamin B complex @ 7ml/litre in drinking water daily in broiler for healthy growth. • Litter should be change periodically and provide clean drinking water and changed the water every day. • Diseased and dead birds should be immediately removed. • Regularly inspect the dropings of the poultry birds for any diseases symptom.
		Coccidiosis (Symptoms: blood/mucus in feaces)	• Provide plenty of fresh and clean drinking water. • Provide coccidiostatic like **Amprolium** @ 25-65 mg/kg feed once a day as a preventive measure against coccidiosis.
		Ranikhet disease	• Vaccinate the poultry birds with **F1/ Lasota vaccine** (1 drop) at the age of 4-7 days old and 35 days old through eye and nostril.
Piggery	All stages		• Vaccinate all newly born piglets against swine fever at the age of 3 months followed by annual booster dose. • In endemic areas, vaccinate 6 months old pigs with FMD vaccine once in a year. • Iron supplementation in piglet to prevent from piglet anaemia during 1st week of age.
		Deworming	• Deworm your pigs by albendazole @ 5-10 mg/kg body weight once and repeat after 21 days. Do not give to pregnant & new born.
		Skin infection (Scabies)	• Provide Ivermectin (Injection) @ 10mg/33kg body wt.
Cattle & Buffaloes	6-9 months calves	Brucellosis	• Vaccinate 6-9 months old calves with *Brucella abortus* cotton strain-19 @ 5ml subcutaneous on the neck
		Foot & Mouth Disease, HaemorrhagicSepticaemia, Black Quarter	• Undertake regular immunization of cattle & buffaloes against Foot & Mouth disease, Haemorrhagic septicaemia & Black Quarter. • To prevent FMD spread spray 4% sodium carbonate solution (400 gm Na_2 Co_3 in 10 litres of water) or lime/ bleaching powder should be spread

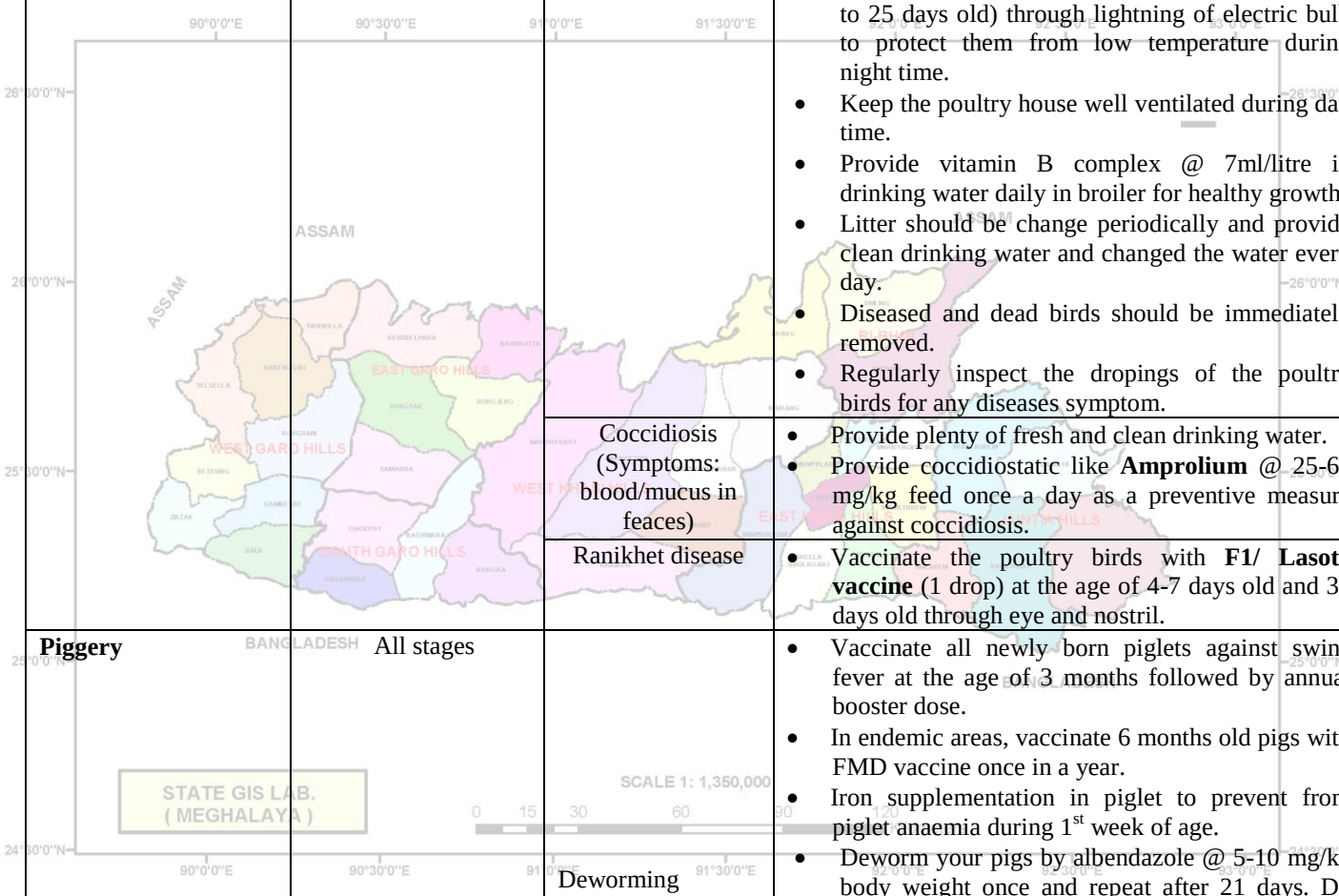

		Deworming	every day atleast once around the farm premise & at the entry/exit atleast for 10 days. • Deworm your cattle & buffaloes by albendazole @ 5-10 mg/kg body weight once and repeat after 21 days. Do not give to pregnant & new born animals.
Fishery			
Common carp all variety	Brooders (Breeding season)		**Common carp breeding preparation** • Provide plastic mobs in the brooder pond for eggs to attach. • After the eggs are attached to the mob, transfer it to the nursery pond. • Keep the mob in the nursery pond for about 5 – 7 days till the eggs completely hatched out. **Water quality management** • Maintain water pH at around 7.5 or above by application of lime.
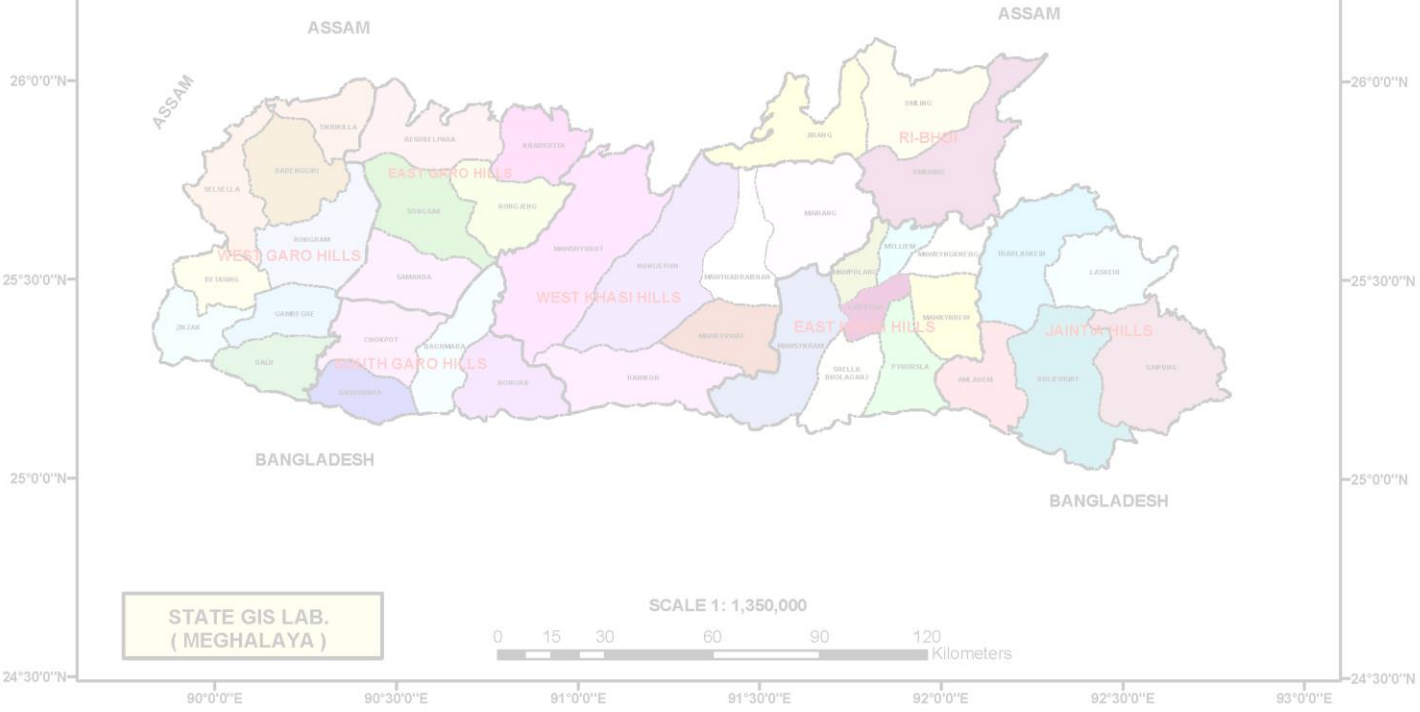
Suggestion: Contact nearby State Agril. Staff or KVK staff for necessary help and suggestion.