GRAMIN KRISHI MAUSAM SEWA

ICAR Research Complex for NEH Region
Umroi Road, Umiam – 793 103 Meghalaya

☎: Telephone No. : 0364 2570276 (O) Fax: 0364 2570213/Email: iaasbarapani@yahoo.in

RC (AE)/30/2011/ Bulletin/July'2019/35 Dated: 30/07/2019

Agro Advisory Bulletin – WEST JAINTIA HILLS
(Period 31st July – 4th August, 2019)

Weather forecast valid up to 4th August, 2019

The possibility of Rainfall is 89.0mm for the next five days. Maximum Temp: 31-35°C, Minimum Temp: 23-24°C, Cloud cover: sky will be mainly cloudy to cloudy i.e. 7-8 Okta, Maximum RH: 95-99%, Minimum RH: 67-93%, Wind speed: 3-4 Kmph, Wind direction: South.

General Advisories:

- Sprays may be avoided as there is likely to have moderate/heavy rain during next five days.
- Maintain proper drainage in the field crops/vegetables/fruit crop.

Agro meteorological Advisories for coming 5 days

Main Crop/ Animal /Fisheries	Stage	Pest/Diseases	Agricultural Advisories
Sali/Kharif Rice (Lowland)	Early vegetative		• First hand weeding at 20-25 days after transplanting & second hand weeding at 40-45 days after transplanting should be done to reduce the weed problem. • Drain out the field for some time (2-3 days) to facilitate the tillering.
Maize High & Mid altitude Region	Cob development		• Maintain proper drainage to prevent water logging. • Be alert/aware on fall armyworm (Spodoptera frugiperda) damage in growing Maize. Kindly follow the recommended guideline once the incidence noticed (http://www.kiran.nic.in/pdf/news/2019/New%20Pest%20Alert%20for%20FAW%20in%20NER_revised.pdf). • Put stakes in maize fields to straighten lodged plants. • Keep field free of weeds by weeding along with earthing up. • Green cobs can be harvested to sell in the market.
French bean/Cowpea	Land preparation/ Sowing		• Prepared the land & add 10-15 tonnes/ha FYM in the pits or lines in raised bed, 10-15 days before planting. **French bean varieties** • Sow the seed of improved varieties pole type (Naga local), Bush type (Arka Subidha, Arka Anup) on raised bed in mid hills. • Spacing: Pole type 60x30cm, Bush type: 45x20cm. **Cowpea varieties** • Pole type (Arka Garima), Bush type (Kushi Kanchan) • Spacing: Pole type 75x25cm, Bush type 45x20cm.
Ginger/Turmeric	Vegetative		• Maintain proper drainage. • Regular weeding & timely earthing up & destruction of infested rhizomes/stems.

Chilli/Brinjal	Fruiting	Fruit & shoot borer	• When weather is clear, spray with bioformulation like Trichoderma spp. and Pseudomonas spp. @ 2.5g/litre at 30 days intervals to prevent late blight along with Neem oil based formulations of Azadirachtin (as per label) to control Fruit & shoot borer. • Maintain proper drainage.
Cucurbits (Cucumber/Pumpkin /Bottle Gourd/ Ash Gourd/Squash)	Fruiting/Harvesting	Fruit fly	• Do weeding & earthing up. • Maintain proper drainage. • Manage fruit fly by traps.
Pineapple	Harvesting / Growth stage for new plantation		• Harvest with a sharp knife, severing the fruit-stalk with a clean cut retaining 5-7m of stalk with the fruit without damage to the fruit. • Use traps to reduce rodent population by using locally available attractive baits. • Weeding can be done manually or mechanically. • Collect and destroy plant parts infested with insect pest and diseases
Khasi Mandarin	Fruit development	Fruit drop	• Preparation of proper drainage (Rainy season onset) • Pasting of Bordeaux paste on tree trunk (up to 60 cm height from ground level). • Management of fruit drop: Spraying with 2,4-D or GA3 @ 15 (mg/l) +Urea (10 g/l) + Benomyl (1g/l) or spraying of Planofix @ 1ml/5 litres of water minimise the fruit drop
Guava	Fruit development		• Apply fertilizers after first pre-monsoon shower (June) for rainy season crop. • Remove weeds from basins around the trees by hand weeding before manure and fertilizer application followed by mulching with organic materials. • Control weeds between rows by shallow cultivation and grow the regional recommended intercrop/cover crop. • Inter row space should kept weed free by light cultivation and using green manuring or inter cropping with leguminous crops.
Animal Sciences			
• Protect Animals/Birds from direct exposure to cold rain weather. • Avoid water logging of floor of the animal house. • Store sufficient dry feed for the period of inclement weather for uninterrupted feeding. • Check for build up of insect nests in animal houses & if required clean the same.			
Poultry	All stages		• Protect poultry houses from extreme rain/wind by covering with polythene sheets on the sheds. • Provide vitamin B complex @ 7ml/litre in drinking water daily in broiler for healthy growth. • Litter should be change periodically and provide clean drinking water and changed the water every day. • Diseased and dead birds should be immediately removed. • Regularly inspect the dropings of the poultry birds for any diseases symptom.
		Coccidiosis (Symptoms:	• Provide plenty of fresh and clean drinking water. • Provide coccidiostatic like **Amprolium** @ 25-65

		blood/mucus in feaces)	mg/kg feed once a day as a preventive measure against coccidiosis.
		Ranikhet disease	• Vaccinate the poultry birds with **F1/ Lasota vaccine** (1 drop) at the age of 4-7 days old and 35 days old through eye and nostril.
Piggery	All stages	Deworming	• Vaccinate all newly born piglets against swine fever at the age of 3 months followed by annual booster dose. • In endemic areas, vaccinate 6 months old pigs with FMD vaccine once in a year. • Iron supplementation in piglet to prevent from piglet anaemia during 1st week of age (0.5-1 ml IM/SC) repeat after 14 days. • Deworm your pigs by albendazole @ 5-10 mg/kg body weight once and repeat after 21 days.
		Skin infection (Scabies)	• Provide Ivermectin (Injection) @ 10mg/33kg body wt.
Cattle & Buffaloes	6-9 months calves	Brucellosis	• Vaccinate 6-9 months old Heifer (Female) with *Brucella abortus* cotton strain-19 @ 5ml subcutaneous on the neck
		Foot & Mouth Disease, HaemorrhagicSepticaemia, Black Quarter Deworming	• Undertake regular immunization of cattle & buffaloes against Foot & Mouth disease, Haemorrhagic septicaemia & Black Quarter. • To prevent FMD spread spray 4% sodium carbonate solution (400 gm Na_2 Co_3 in 10 litres of water) or lime/ bleaching powder should be spread every day atleast once around the farm premise & at the entry/exit atleast for 10 days. • Deworm your cattle & buffaloes by albendazole @ 5-10 mg/kg body weight once and repeat after 21 days. Do not give to pregnant & new born animals. • Vitamin and mixed supplements.
Fishery			
• Maintain proper drainage system. • Maintain of proper dyke. • Fixing of net in the drainage pipe.			
Major carp and minor carp fishes	**Breeding activity**		**Nursery pond preparation:** • Nursery ponds should be prepared properly before releasing the spawns in the nursery pond. Certain steps like removal of aquatic weeds and eradication of predatory and weed fishes are the major activity. **Breeding carps with synthetic hormones:** • Breeding of Major carps (**Catla, Rohu, Mrigal, Silver, Grass carp, Calbasu**) and minor carps (**Gonius, Puntius**) can be performed in circular hatchery and hapa breeding using hormones like Gonopro @ 0.6 ml/kg body weight (BW) for female and 0.3 ml/kg BW for male. **Acclimatization of spawns:** • Spawns after collecting from the hatching pool should be acclimatized properly and released in the Nursery ponds. **Feeding and monitoring water quality:** • Proper supplementary feeds should be given with

			Rice bran, mustard oil cake, fish meal, minerals and vitamins, formulated feed is most preferred. • Regular monitoring of pH and dissolved oxygen to maintain the water quality. • Apply lime regularly at the recommended dose.

Suggestion: Contact nearby State Agril. Staff or KVK staff for necessary help and suggestion.

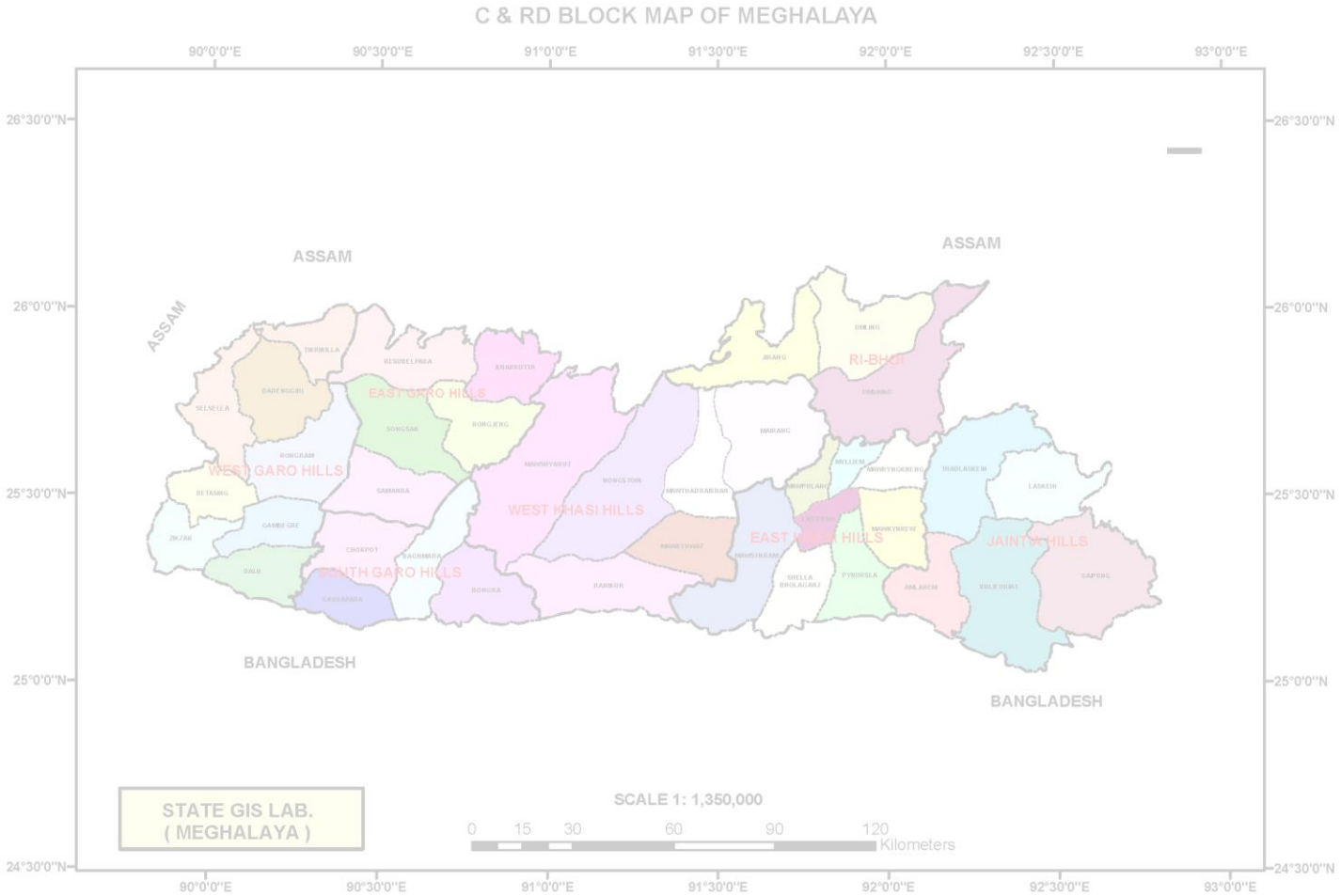

GRAMIN KRISHI MAUSAM SEWA

ICAR Research Complex for NEH Region
Umroi Road, Umiam – 793 103 Meghalaya

☎: Telephone No. : 0364 2570276 (O) Fax: 0364 2570213/Email: iaasbarapani@yahoo.in

RC (AE)/30/2011/ Bulletin/July'2019/35 Dated: 30/07/2019

Agro Advisory Bulletin – WEST KHASI HILLS
(Period 31st July – 4th August, 2019)

Weather forecast valid up to 4th August, 2019

The possibility of Rainfall is 91.0mm for the next five days. Maximum Temp: 31-33°C, Minimum Temp: 22-25°C, Cloud cover: sky will be cloudy i.e. 8 Okta, Maximum RH: 91-98%, Minimum RH: 65-88%, Wind speed: 3-4 Kmph, Wind direction: Southeast-South.

General Advisories:

- Sprays may be avoided as there is likely to have moderate/heavy rain during next five days.
- Maintain proper drainage in the field crops/vegetables/fruit crop.

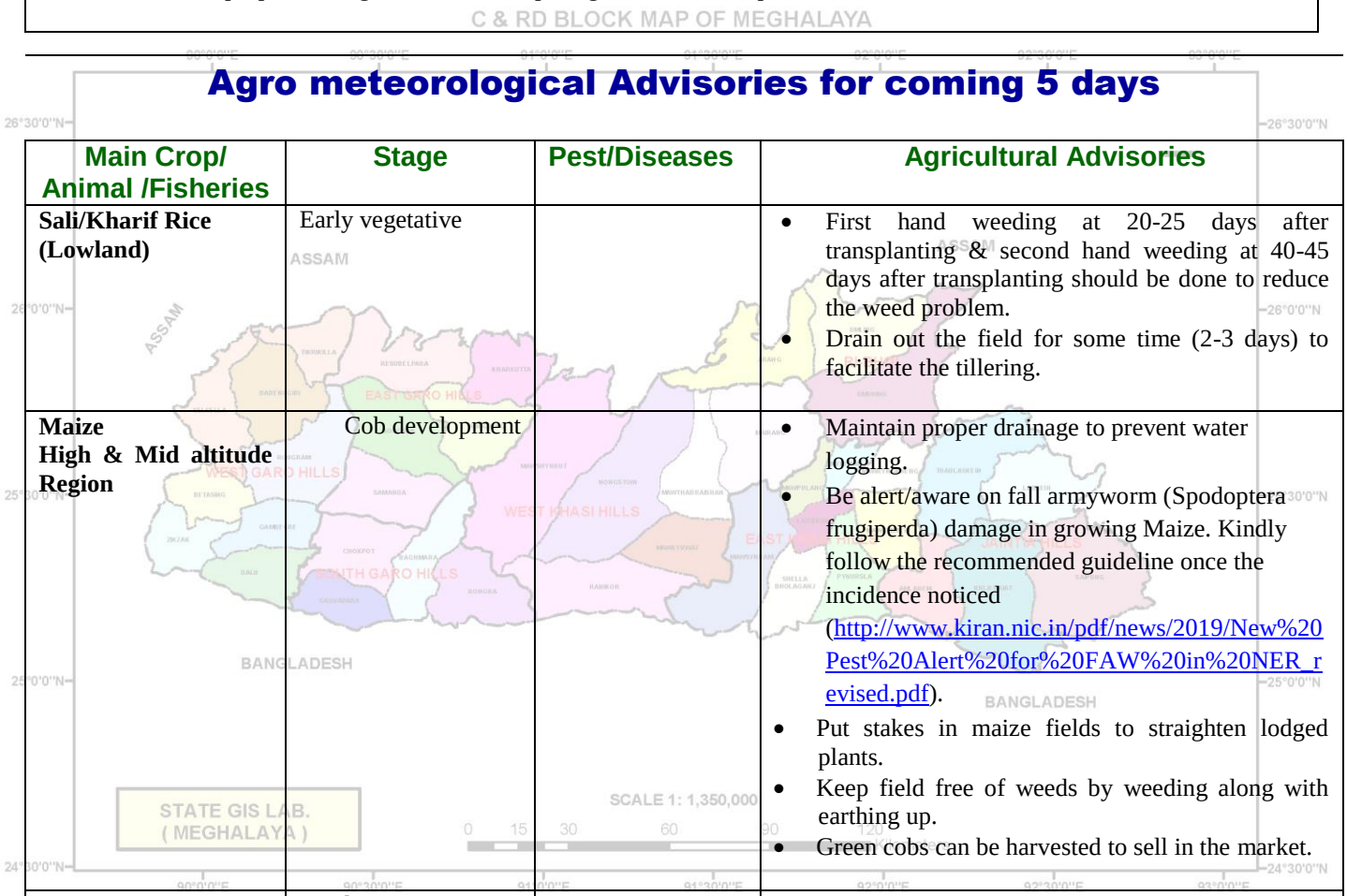

Agro meteorological Advisories for coming 5 days

Main Crop/ Animal /Fisheries	Stage	Pest/Diseases	Agricultural Advisories
Sali/Kharif Rice (Lowland)	Early vegetative		• First hand weeding at 20-25 days after transplanting & second hand weeding at 40-45 days after transplanting should be done to reduce the weed problem. • Drain out the field for some time (2-3 days) to facilitate the tillering.
Maize High & Mid altitude Region	Cob development		• Maintain proper drainage to prevent water logging. • Be alert/aware on fall armyworm (Spodoptera frugiperda) damage in growing Maize. Kindly follow the recommended guideline once the incidence noticed (http://www.kiran.nic.in/pdf/news/2019/New%20Pest%20Alert%20for%20FAW%20in%20NER_revised.pdf). • Put stakes in maize fields to straighten lodged plants. • Keep field free of weeds by weeding along with earthing up. • Green cobs can be harvested to sell in the market.
French bean/Cowpea	Land preparation/ Sowing		• Prepared the land & add 10-15 tonnes/ha FYM in the pits or lines in raised bed, 10-15 days before planting. **French bean varieties** • Sow the seed of improved varieties pole type (Naga local), Bush type (Arka Subidha, Arka Anup) on raised bed in mid hills. • Spacing: Pole type 60x30cm, Bush type: 45x20cm. **Cowpea varieties** • Pole type (Arka Garima), Bush type (Kushi Kanchan) • Spacing: Pole type 75x25cm, Bush type 45x20cm.
Ginger/Turmeric	Vegetative		• Maintain proper drainage.

			• Regular weeding & timely earthing up & destruction of infested rhizomes/stems.
Chilli/Brinjal	Fruiting	Fruit & shoot borer	• When weather is clear, spray with bioformulation like Trichoderma spp. and Pseudomonas spp. @ 2.5g/litre at 30 days intervals to prevent late blight along with Neem oil based formulations of Azadirachtin (as per label) to control Fruit & shoot borer. • Maintain proper drainage.
Cucurbits (Cucumber/Pumpkin /Bottle Gourd/ Ash Gourd/Squash)	Fruiting/Harvesting	Fruit fly	• Do weeding & earthing up. • Maintain proper drainage. • Manage fruit fly by traps.
Pineapple	Harvesting / Growth stage for new plantation		• Harvest with a sharp knife, severing the fruit-stalk with a clean cut retaining 5-7m of stalk with the fruit without damage to the fruit. • Use traps to reduce rodent population by using locally available attractive baits. • Weeding can be done manually or mechanically. • Collect and destroy plant parts infested with insect pest and diseases
Khasi Mandarin	Fruit development	Fruit drop	• Preparation of proper drainage (Rainy season onset) • Pasting of Bordeaux paste on tree trunk (up to 60 cm height from ground level). • Management of fruit drop: Spraying with 2,4-D or GA3 @ 15 (mg/l) +Urea (10 g/l) + Benomyl (1g/l) or spraying of Planofix @ 1ml/5 litres of water minimise the fruit drop
Guava	Fruit development		• Apply fertilizers after first pre-monsoon shower (June) for rainy season crop. • Remove weeds from basins around the trees by hand weeding before manure and fertilizer application followed by mulching with organic materials. • Control weeds between rows by shallow cultivation and grow the regional recommended intercrop/cover crop. • Inter row space should kept weed free by light cultivation and using green manuring or inter cropping with leguminous crops.

Animal Sciences

- Protect Animals/Birds from direct exposure to cold rain weather.
- Avoid water logging of floor of the animal house.
- Store sufficient dry feed for the period of inclement weather for uninterrupted feeding.
- Check for build up of insect nests in animal houses & if required clean the same.

Poultry	All stages		• Protect poultry houses from extreme rain/wind by covering with polythene sheets on the sheds. • Provide vitamin B complex @ 7ml/litre in drinking water daily in broiler for healthy growth. • Litter should be change periodically and provide clean drinking water and changed the water every day. • Diseased and dead birds should be immediately

			removed. • Regularly inspect the dropings of the poultry birds for any diseases symptom.
		Coccidiosis (Symptoms: blood/mucus in feaces)	• Provide plenty of fresh and clean drinking water. • Provide coccidiostatic like **Amprolium** @ 25-65 mg/kg feed once a day as a preventive measure against coccidiosis.
		Ranikhet disease	• Vaccinate the poultry birds with **F1/ Lasota vaccine** (1 drop) at the age of 4-7 days old and 35 days old through eye and nostril.
Piggery	All stages		• Vaccinate all newly born piglets against swine fever at the age of 3 months followed by annual booster dose. • In endemic areas, vaccinate 6 months old pigs with FMD vaccine once in a year.
		Deworming	• Iron supplementation in piglet to prevent from piglet anaemia during 1st week of age (0.5-1 ml IM/SC) repeat after 14 days. • Deworm your pigs by albendazole @ 5-10 mg/kg body weight once and repeat after 21 days.
		Skin infection (Scabies)	• Provide Ivermectin (Injection) @ 10mg/33kg body wt.
Cattle & Buffaloes	6-9 months calves	Brucellosis	• Vaccinate 6-9 months old Heifer (Female) with *Brucella abortus* cotton strain-19 @ 5ml subcutaneous on the neck
		Foot & Mouth Disease, HaemorrhagicSepticaemia, Black Quarter	• Undertake regular immunization of cattle & buffaloes against Foot & Mouth disease, Haemorrhagic septicaemia & Black Quarter. • To prevent FMD spread spray 4% sodium carbonate solution (400 gm Na_2 Co_3 in 10 litres of water) or lime/ bleaching powder should be spread every day atleast once around the farm premise & at the entry/exit atleast for 10 days.
		Deworming	• Deworm your cattle & buffaloes by albendazole @ 5-10 mg/kg body weight once and repeat after 21 days. Do not give to pregnant & new born animals. • Vitamin and mixed supplements.
Fishery			
• Maintain proper drainage system. • Maintain of proper dyke. • Fixing of net in the drainage pipe.			
Major carp and minor carp fishes	**Breeding activity**		**Nursery pond preparation:** • Nursery ponds should be prepared properly before releasing the spawns in the nursery pond. Certain steps like removal of aquatic weeds and eradication of predatory and weed fishes are the major activity. **Breeding carps with synthetic hormones:** • Breeding of Major carps (**Catla, Rohu, Mrigal, Silver, Grass carp, Calbasu**) and minor carps (**Gonius, Puntius**) can be performed in circular hatchery and hapa breeding using hormones like Gonopro @ 0.6

			ml/kg body weight (BW) for female and 0.3 ml/kg BW for male. **Acclimatization of spawns:** • Spawns after collecting from the hatching pool should be acclimatized properly and released in the Nursery ponds. **Feeding and monitoring water quality:** • Proper supplementary feeds should be given with Rice bran, mustard oil cake, fish meal, minerals and vitamins, formulated feed is most preferred. • Regular monitoring of pH and dissolved oxygen to maintain the water quality. • Apply lime regularly at the recommended dose.

Suggestion: Contact nearby State Agril. Staff or KVK staff for necessary help and suggestion.

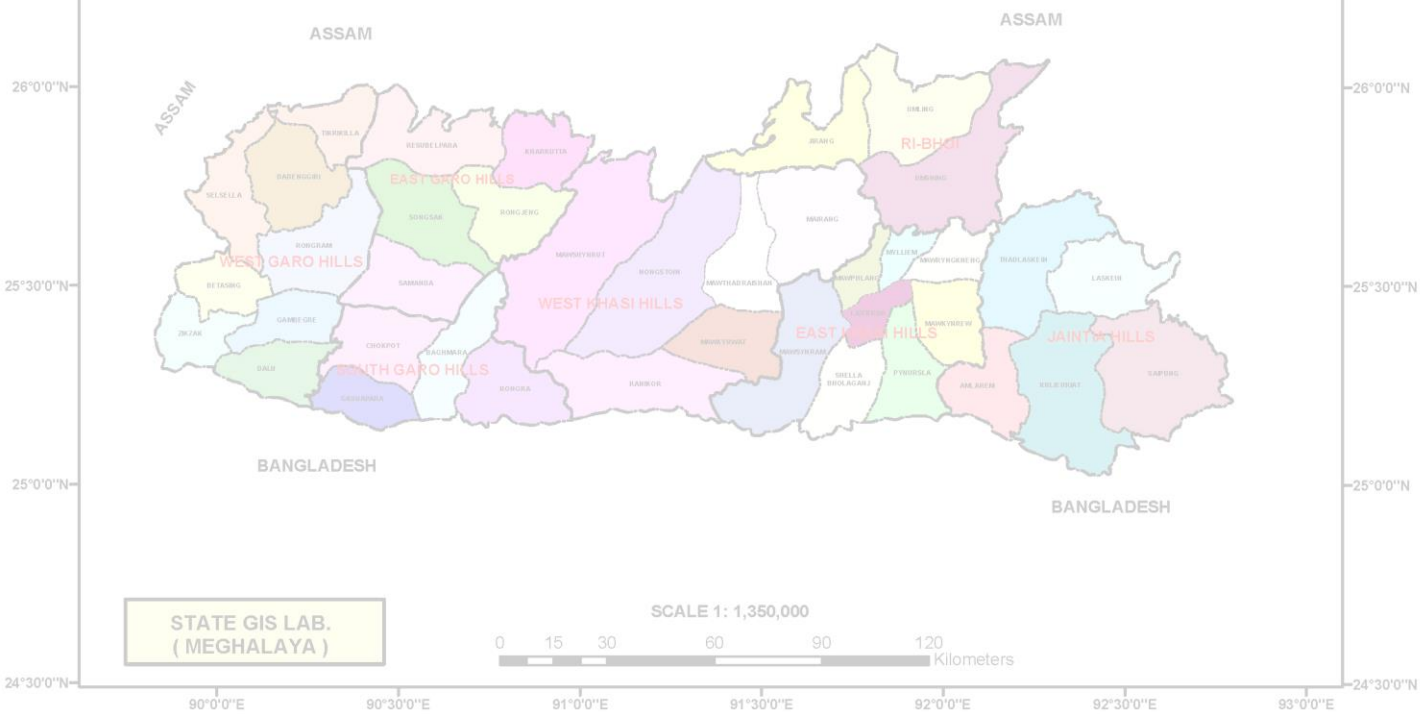

GRAMIN KRISHI MAUSAM SEWA

ICAR Research Complex for NEH Region

Umroi Road, Umiam – 793 103 Meghalaya

☎: Telephone No. : 0364 2570276 (O) Fax: 0364 2570213/Email: iaasbarapani@yahoo.in

RC (AE)/30/2011/ Bulletin/July'2019/35 Dated: 30/07/2019

Agro Advisory Bulletin – East Garo Hills

(Period 31st July – 4th August, 2019)

Weather forecast valid up to 4th August, 2019

The possibility of Rainfall is 64.0 mm for the next five days. Maximum Temp: 31-36° C, Minimum Temp: 25-28° C, Cloud cover: sky will be cloudy i.e. 8 Okta, Maximum RH: 89-97%, Minimum RH: 62-82%, Wind speed: 4-5 Kmph, Wind direction: Southeast-east.

General Advisories:

- Sprays may be avoided as there is likely to have light/moderate rain during next five days.
- Maintain proper drainage in the field crops/vegetables/fruit crop.

Agro meteorological Advisories for coming 5 days

Main Crop/ Animal /Fisheries	Stage	Pest/Diseases	Agricultural Advisories
Sali/Kharif Rice (Lowland)	Main field preparation/ Transplanting		**Main field preparation** • Repair old bunds by maintaining 20-30 cm height in lowland and 15-20 cm in upland. As sufficient moisture is available due to moderate/heavy rain in the previous days, farmers should start ploughing of their main field. • Apply 15 tonnes of well decomposed FYM per ha area & thoroughly mixed with the soil at the time of final field preparation. • Puddling & levelling of rice field should be done for uniform retention of water in the field. **Transplanting:** • Use younger seedlings at 20-25 days old for transplanting with 2 seedlings/hill. • Transplant at 20 x 15 or 20 x 20 cm spacing in lines. It will help to run cono-weeder for weeding & subsequent sowing of pea & mustard after rice harvest. • In case of old seedlings (25-35 days), transplant using 3 seedlings/hill. • After transplanting maintain a thin layer of 2-3 cm stagnating water in the field.
Maize High & Mid altitude Region	Cob development		• Maintain proper drainage to prevent water logging. • Be alert/aware on fall armyworm (Spodoptera frugiperda) damage in growing Maize. Kindly follow the recommended guideline once the incidence noticed (http://www.kiran.nic.in/pdf/news/2019/New%20Pest%20Alert%20for%20FAW%20in%20NER_revised.pdf). • Put stakes in maize fields to straighten lodged plants. • Keep field free of weeds by weeding along with earthing up. • Green cobs can be harvested to sell in the market.
French bean/Cowpea	Land preparation/ Sowing		• Prepared the land & add 10-15 tonnes/ha FYM in the pits or lines in raised bed, 10-15 days before planting. **French bean varieties** • Sow the seed of improved varieties pole type (Naga local), Bush type (Arka Subidha, Arka Anup) on raised bed in mid hills.

☎: Telephone No. : 0364 2570276 (O) Fax: 0364 2570213/Email: iaasbarapani@yahoo.in

			• Spacing: Pole type 60x30cm, Bush type: 45x20cm. **Cowpea varieties** • Pole type (Arka Garima), Bush type (Kushi Kanchan) • Spacing: Pole type 75x25cm, Bush type 45x20cm.
Ginger/Turmeric	Vegetative		• Maintain proper drainage. • Regular weeding & timely earthing up & destruction of infested rhizomes/stems.
Chilli/Brinjal	Fruiting	Fruit & shoot borer	• When weather is clear, spray with bioformulation like Trichoderma spp. and Pseudomonas spp. @ 2.5g/litre at 30 days intervals to prevent late blight along with Neem oil based formulations of Azadirachtin (as per label) to control Fruit & shoot borer. • Maintain proper drainage.
Cucurbits (Cucumber/Pumpkin/Bottle Gourd/ Ash Gourd/Squash)	Fruiting/Harvesting	Fruit fly	• Do weeding & earthing up. • Maintain proper drainage. • Manage fruit fly by traps.
Pineapple	Harvesting / Growth stage for new plantation		• Harvest with a sharp knife, severing the fruit-stalk with a clean cut retaining 5-7m of stalk with the fruit without damage to the fruit. • Use traps to reduce rodent population by using locally available attractive baits. • Weeding can be done manually or mechanically. • Collect and destroy plant parts infested with insect pest and diseases
Khasi Mandarin	Fruit development	Fruit drop	• Preparation of proper drainage (Rainy season onset) • Pasting of Bordeaux paste on tree trunk (up to 60 cm height from ground level). • Management of fruit drop: Spraying with 2,4-D or GA3 @ 15 (mg/l) +Urea (10 g/l) + Benomyl (1g/l) or spraying of Planofix @ 1ml/5 litres of water minimise the fruit drop
Guava	Fruit development		• Apply fertilizers after first pre-monsoon shower (June) for rainy season crop. • Remove weeds from basins around the trees by hand weeding before manure and fertilizer application followed by mulching with organic materials. • Control weeds between rows by shallow cultivation and grow the regional recommended intercrop/cover crop. • Inter row space should kept weed free by light cultivation and using green manuring or inter cropping with leguminous crops.
Animal Sciences			
• Protect Animals/Birds from direct exposure to cold rain weather. • Avoid water logging of floor of the animal house. • Store sufficient dry feed for the period of inclement weather for uninterrupted feeding. • Check for build up of insect nests in animal houses & if required clean the same.			
Poultry	All stages		• Protect poultry houses from extreme rain/wind by covering with polythene sheets on the sheds. • Provide vitamin B complex @ 7ml/litre in drinking water daily in broiler for healthy growth.

			• Litter should be change periodically and provide clean drinking water and changed the water every day. • Diseased and dead birds should be immediately removed. • Regularly inspect the dropings of the poultry birds for any diseases symptom.
		Coccidiosis (Symptoms: blood/mucus in feaces)	• Provide plenty of fresh and clean drinking water. • Provide coccidiostatic like **Amprolium** @ 25-65 mg/kg feed once a day as a preventive measure against coccidiosis.
		Ranikhet disease	• Vaccinate the poultry birds with **F1/ Lasota vaccine** (1 drop) at the age of 4-7 days old and 35 days old through eye and nostril.
Piggery	All stages		• Vaccinate all newly born piglets against swine fever at the age of 3 months followed by annual booster dose. • In endemic areas, vaccinate 6 months old pigs with FMD vaccine once in a year.
		Deworming	• Iron supplementation in piglet to prevent from piglet anaemia during 1st week of age (0.5-1 ml IM/SC) repeat after 14 days. • Deworm your pigs by albendazole @ 5-10 mg/kg body weight once and repeat after 21 days.
		Skin infection (Scabies)	• Provide Ivermectin (Injection) @ 10mg/33kg body wt.
Cattle & Buffaloes	6-9 months calves	Brucellosis	• Vaccinate 6-9 months old Heifer (Female) with *Brucella abortus* cotton strain-19 @ 5ml subcutaneous on the neck
		Foot & Mouth Disease, HaemorrhagicSepticaemia, Black Quarter	• Undertake regular immunization of cattle & buffaloes against Foot & Mouth disease, Haemorrhagic septicaemia & Black Quarter. • To prevent FMD spread spray 4% sodium carbonate solution (400 gm Na_2 Co_3 in 10 litres of water) or lime/ bleaching powder should be spread every day atleast once around the farm premise & at the entry/exit atleast for 10 days.
		Deworming	• Deworm your cattle & buffaloes by albendazole @ 5-10 mg/kg body weight once and repeat after 21 days. Do not give to pregnant & new born animals. • Vitamin and mixed supplements.
Fishery			
• Maintain proper drainage system. • Maintain of proper dyke. • Fixing of net in the drainage pipe.			
Major carp and minor carp fishes	**Breeding activity**		**Nursery pond preparation:** • Nursery ponds should be prepared properly before releasing the spawns in the nursery pond. Certain steps like removal of aquatic weeds and eradication of predatory and weed fishes are the major activity. **Breeding carps with synthetic hormones:** • Breeding of Major carps (**Catla, Rohu, Mrigal, Silver, Grass carp, Calbasu**) and minor carps (**Gonius, Puntius**) can be performed in circular hatchery and hapa breeding using hormones like Gonopro @ 0.6 ml/kg body weight (BW) for female and 0.3 ml/kg BW for male.

			Acclimatization of spawns: • Spawns after collecting from the hatching pool should be acclimatized properly and released in the Nursery ponds. **Feeding and monitoring water quality:** • Proper supplementary feeds should be given with Rice bran, mustard oil cake, fish meal, minerals and vitamins, formulated feed is most preferred. • Regular monitoring of pH and dissolved oxygen to maintain the water quality. • Apply lime regularly at the recommended dose.

Suggestion: Contact nearby State Agril. Staff or KVK staff for necessary help and suggestion.kk

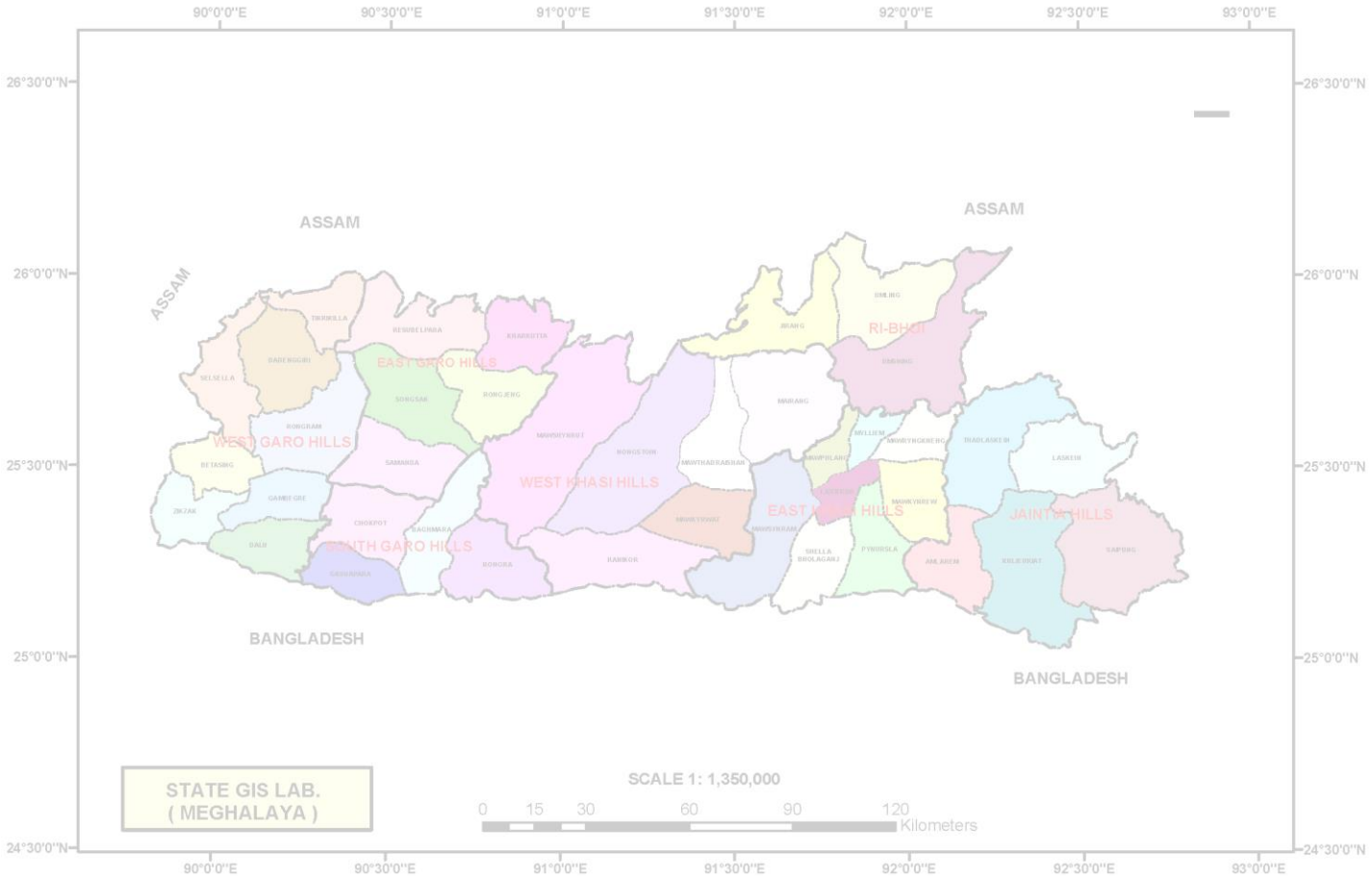

GRAMIN KRISHI MAUSAM SEWA
ICAR Research Complex for NEH Region
Umroi Road, Umiam – 793 103 Meghalaya
☎: Telephone No. : 0364 2570276 (O) Fax: 0364 2570213/Email: iaasbarapani@yahoo.in

RC (AE)/30/2011/ Bulletin/July'2019/35 Dated: 30/07/2019

Agro Advisory Bulletin – EAST JAINTIA HILLS
(Period 31st July – 4th August, 2019)

Weather forecast valid up to 4th August, 2019

The possibility of Rainfall is 98.0mm for the next five days. Maximum Temp: 32-35°C, Minimum Temp: 23-26°C, Cloud cover: sky will be mainly cloudy to cloudy i.e. 7-8 Okta, Maximum RH: 95-99%, Minimum RH: 65-90%, Wind speed: 3-4 Kmph, Wind direction: South.

General Advisories:

- Sprays may be avoided as there is likely to have moderate/heavy rain during next five days.
- Maintain proper drainage in the field crops/vegetables/fruit crop.

Agro meteorological Advisories for coming 5 days

Main Crop/ Animal /Fisheries	Stage	Pest/Diseases	Agricultural Advisories
Sali/Kharif Rice (Lowland)	Early vegetative		• First hand weeding at 20-25 days after transplanting & second hand weeding at 40-45 days after transplanting should be done to reduce the weed problem. • Drain out the field for some time (2-3 days) to facilitate the tillering.
Maize High & Mid altitude Region	Cob development		• Maintain proper drainage to prevent water logging. • Be alert/aware on fall armyworm (Spodoptera frugiperda) damage in growing Maize. Kindly follow the recommended guideline once the incidence noticed (http://www.kiran.nic.in/pdf/news/2019/New%20Pest%20Alert%20for%20FAW%20in%20NER_revised.pdf). • Put stakes in maize fields to straighten lodged plants. • Keep field free of weeds by weeding along with earthing up. • Green cobs can be harvested to sell in the market.
French bean/Cowpea	Land preparation/ Sowing		• Prepared the land & add 10-15 tonnes/ha FYM in the pits or lines in raised bed, 10-15 days before planting. **French bean varieties** • Sow the seed of improved varieties pole type (Naga local), Bush type (Arka Subidha, Arka Anup) on raised bed in mid hills. • Spacing: Pole type 60x30cm, Bush type: 45x20cm. **Cowpea varieties** • Pole type (Arka Garima), Bush type (Kushi Kanchan) • Spacing: Pole type 75x25cm, Bush type 45x20cm.
Ginger/Turmeric	Vegetative		• Maintain proper drainage. • Regular weeding & timely earthing up & destruction of infested rhizomes/stems.
Chilli/Brinjal	Fruiting	Fruit & shoot borer	• When weather is clear, spray with bioformulation like Trichoderma spp. and Pseudomonas spp. @ 2.5g/litre at 30 days intervals to prevent late blight along with Neem oil based formulations of Azadirachtin (as per label) to control Fruit &

			shoot borer. • Maintain proper drainage.
Cucurbits (Cucumber/Pumpkin/Bottle Gourd/ Ash Gourd/Squash)	Fruiting/Harvesting	Fruit fly	• Do weeding & earthing up. • Maintain proper drainage. • Manage fruit fly by traps.
Pineapple	Harvesting / Growth stage for new plantation		• Harvest with a sharp knife, severing the fruit-stalk with a clean cut retaining 5-7m of stalk with the fruit without damage to the fruit. • Use traps to reduce rodent population by using locally available attractive baits. • Weeding can be done manually or mechanically. • Collect and destroy plant parts infested with insect pest and diseases
Khasi Mandarin	Fruit development	Fruit drop	• Preparation of proper drainage (Rainy season onset) • Pasting of Bordeaux paste on tree trunk (up to 60 cm height from ground level). • Management of fruit drop: Spraying with 2,4-D or GA3 @ 15 (mg/l) +Urea (10 g/l) + Benomyl (1g/l) or spraying of Planofix @ 1ml/5 litres of water minimise the fruit drop
Guava	Fruit development		• Apply fertilizers after first pre-monsoon shower (June) for rainy season crop. • Remove weeds from basins around the trees by hand weeding before manure and fertilizer application followed by mulching with organic materials. • Control weeds between rows by shallow cultivation and grow the regional recommended intercrop/cover crop. • Inter row space should kept weed free by light cultivation and using green manuring or inter cropping with leguminous crops.
Animal Sciences			
• Protect Animals/Birds from direct exposure to cold rain weather. • Avoid water logging of floor of the animal house. • Store sufficient dry feed for the period of inclement weather for uninterrupted feeding. • Check for build up of insect nests in animal houses & if required clean the same.			
Poultry	All stages		• Protect poultry houses from extreme rain/wind by covering with polythene sheets on the sheds. • Provide vitamin B complex @ 7ml/litre in drinking water daily in broiler for healthy growth. • Litter should be change periodically and provide clean drinking water and changed the water every day. • Diseased and dead birds should be immediately removed. • Regularly inspect the dropings of the poultry birds for any diseases symptom.
		Coccidiosis (Symptoms: blood/mucus in feaces)	• Provide plenty of fresh and clean drinking water. • Provide coccidiostatic like **Amprolium** @ 25-65 mg/kg feed once a day as a preventive measure against coccidiosis.
		Ranikhet disease	• Vaccinate the poultry birds with **F1/ Lasota vaccine** (1 drop) at the age of 4-7 days old and 35 days old through eye and nostril.
Piggery	All stages		• Vaccinate all newly born piglets against swine fever at the age of 3 months followed by annual booster dose.

		Deworming	• In endemic areas, vaccinate 6 months old pigs with FMD vaccine once in a year. • Iron supplementation in piglet to prevent from piglet anaemia during 1st week of age (0.5-1 ml IM/SC) repeat after 14 days. • Deworm your pigs by albendazole @ 5-10 mg/kg body weight once and repeat after 21 days.
		Skin infection (Scabies)	• Provide Ivermectin (Injection) @ 10mg/33kg body wt.
Cattle & Buffaloes	6-9 months calves	Brucellosis	• Vaccinate 6-9 months old Heifer (Female) with *Brucella abortus* cotton strain-19 @ 5ml subcutaneous on the neck
		Foot & Mouth Disease, HaemorrhagicSepticaemia, Black Quarter	• Undertake regular immunization of cattle & buffaloes against Foot & Mouth disease, Haemorrhagic septicaemia & Black Quarter. • To prevent FMD spread spray 4% sodium carbonate solution (400 gm Na_2 Co_3 in 10 litres of water) or lime/ bleaching powder should be spread every day atleast once around the farm premise & at the entry/exit atleast for 10 days.
		Deworming	• Deworm your cattle & buffaloes by albendazole @ 5-10 mg/kg body weight once and repeat after 21 days. Do not give to pregnant & new born animals. • Vitamin and mixed supplements.
Fishery			
• Maintain proper drainage system. • Maintain of proper dyke. • Fixing of net in the drainage pipe.			
Major carp and minor carp fishes	**Breeding season**		**Nursery pond preparation:** • Nursery ponds should be prepared properly before releasing the spawns in the nursery pond. Certain steps like removal of aquatic weeds and eradication of predatory and weed fishes are the major activity. **Breeding carps with synthetic hormones:** • Breeding of Major carps (**Catla, Rohu, Mrigal, Silver, Grass carp, Calbasu**) and minor carps (**Gonius, Puntius**) can be performed in circular hatchery and hapa breeding using synthetic hormones like Gonopro @ 0.6 ml/kg body weight (BW) for female and 0.3 ml/kg BW for male. **Acclimatization of spawns:** • Spawns after collecting from the hatching pool should be acclimatized properly and released in the Nursery ponds. **Feeding and monitoring water quality:** • Proper supplementary feeds should be given with Rice bran, mustard oil cake, fish meal, minerals and vitamins, formulated feed is most preferred. • Regular monitoring of pH and dissolved oxygen to maintain the water quality. • Apply lime regularly at the recommended dose.

Suggestion: Contact nearby State Agril. Staff or KVK staff for necessary help and suggestion.

GRAMIN KRISHI MAUSAM SEWA
ICAR Research Complex for NEH Region
Umroi Road, Umiam – 793 103 Meghalaya
☎: Telephone No. : 0364 2570276 (O) Fax: 0364 2570213/Email: iaasbarapani@yahoo.in

RC (AE)/30/2011/ Bulletin/July'2019/35 Dated: 30/07/2019

Agro Advisory Bulletin – EAST KHASI HILLS
(Period 31st July – 4th August, 2019)

Weather forecast valid up to 4th August, 2019

The possibility of Rainfall is 92.0mm for the next five days. Maximum Temp: 28-31°C, Minimum Temp: 21-24°C, Cloud cover: sky will be mainly cloudy to cloudy i.e. 7-8 Okta, Maximum RH: 91-99%, Minimum RH: 74-97%, Wind speed: 3-4 Kmph, Wind direction: Southeast-South.

General Advisories:

- Sprays may be avoided as there is likely to have moderate/heavy rain during next five days.
- Maintain proper drainage in the field crops/vegetables/fruit crop.

Agro meteorological Advisories for coming 5 days

Main Crop/ Animal /Fisheries	Stage	Pest/Diseases	Agricultural Advisories
Sali/Kharif Rice (Lowland)	Early vegetative		• First hand weeding at 20-25 days after transplanting & second hand weeding at 40-45 days after transplanting should be done to reduce the weed problem. • Drain out the field for some time (2-3 days) to facilitate the tillering.
Maize High & Mid altitude Region	Cob development		• Maintain proper drainage to prevent water logging. • Be alert/aware on fall armyworm (Spodoptera frugiperda) damage in growing Maize. Kindly follow the recommended guideline once the incidence noticed (http://www.kiran.nic.in/pdf/news/2019/New%20Pest%20Alert%20for%20FAW%20in%20NER_revised.pdf). • Put stakes in maize fields to straighten lodged plants. • Keep field free of weeds by weeding along with earthing up. • Green cobs can be harvested to sell in the market.
French bean/Cowpea	Land preparation/ Sowing		• Prepared the land & add 10-15 tonnes/ha FYM in the pits or lines in raised bed, 10-15 days before planting. **French bean varieties** • Sow the seed of improved varieties pole type (Naga local), Bush type (Arka Subidha, Arka Anup) on raised bed in mid hills. • Spacing: Pole type 60x30cm, Bush type: 45x20cm. **Cowpea varieties** • Pole type (Arka Garima), Bush type (Kushi Kanchan) • Spacing: Pole type 75x25cm, Bush type

☎: Telephone No. : 0364 2570276 (O) Fax: 0364 2570213/Email: iaasbarapani@yahoo.in

			45x20cm.
Ginger/Turmeric	Vegetative		• Maintain proper drainage. • Regular weeding & timely earthing up & destruction of infested rhizomes/stems.
Chilli/Brinjal	Fruiting	Fruit & shoot borer	• When weather is clear, spray with bioformulation like Trichoderma spp. and Pseudomonas spp. @ 2.5g/litre at 30 days intervals to prevent late blight along with Neem oil based formulations of Azadirachtin (as per label) to control Fruit & shoot borer. • Maintain proper drainage.
Cucurbits (Cucumber/Pumpkin/Bottle Gourd/ Ash Gourd/Squash)	Fruiting/Harvesting	Fruit fly	• Do weeding & earthing up. • Maintain proper drainage. • Manage fruit fly by traps.
Pineapple	Harvesting / Growth stage for new plantation		• Harvest with a sharp knife, severing the fruit-stalk with a clean cut retaining 5-7m of stalk with the fruit without damage to the fruit. • Use traps to reduce rodent population by using locally available attractive baits. • Weeding can be done manually or mechanically. • Collect and destroy plant parts infested with insect pest and diseases
Khasi Mandarin	Fruit development	Fruit drop	• Preparation of proper drainage (Rainy season onset) • Pasting of Bordeaux paste on tree trunk (up to 60 cm height from ground level). • Management of fruit drop: Spraying with 2,4-D or GA3 @ 15 (mg/l) +Urea (10 g/l) + Benomyl (1g/l) or spraying of Planofix @ 1ml/5 litres of water minimise the fruit drop
Guava	Fruit development		• Apply fertilizers after first pre-monsoon shower (June) for rainy season crop. • Remove weeds from basins around the trees by hand weeding before manure and fertilizer application followed by mulching with organic materials. • Control weeds between rows by shallow cultivation and grow the regional recommended intercrop/cover crop. • Inter row space should kept weed free by light cultivation and using green manuring or inter cropping with leguminous crops.
Animal Sciences			
• Protect Animals/Birds from direct exposure to cold rain weather. • Avoid water logging of floor of the animal house. • Store sufficient dry feed for the period of inclement weather for uninterrupted feeding. • Check for build up of insect nests in animal houses & if required clean the same.			
Poultry	All stages		• Protect poultry houses from extreme rain/wind by covering with polythene sheets on the sheds. • Provide vitamin B complex @ 7ml/litre in drinking water daily in broiler for healthy growth.

			• Litter should be change periodically and provide clean drinking water and changed the water every day. • Diseased and dead birds should be immediately removed. • Regularly inspect the dropings of the poultry birds for any diseases symptom.
		Coccidiosis (Symptoms: blood/mucus in feaces)	• Provide plenty of fresh and clean drinking water. • Provide coccidiostatic like **Amprolium** @ 25-65 mg/kg feed once a day as a preventive measure against coccidiosis.
		Ranikhet disease	• Vaccinate the poultry birds with **F1/ Lasota vaccine** (1 drop) at the age of 4-7 days old and 35 days old through eye and nostril.
Piggery	All stages		• Vaccinate all newly born piglets against swine fever at the age of 3 months followed by annual booster dose. • In endemic areas, vaccinate 6 months old pigs with FMD vaccine once in a year.
		Deworming	• Iron supplementation in piglet to prevent from piglet anaemia during 1st week of age (0.5-1 ml IM/SC) repeat after 14 days. • Deworm your pigs by albendazole @ 5-10 mg/kg body weight once and repeat after 21 days.
		Skin infection (Scabies)	• Provide Ivermectin (Injection) @ 10mg/33kg body wt.
Cattle & Buffaloes	6-9 months calves	Brucellosis	• Vaccinate 6-9 months old Heifer (Female) with *Brucella abortus* cotton strain-19 @ 5ml subcutaneous on the neck
		Foot & Mouth Disease, HaemorrhagicSepticaemia, Black Quarter	• Undertake regular immunization of cattle & buffaloes against Foot & Mouth disease, Haemorrhagic septicaemia & Black Quarter.
		Deworming	• To prevent FMD spread spray 4% sodium carbonate solution (400 gm Na_2 Co_3 in 10 litres of water) or lime/ bleaching powder should be spread every day atleast once around the farm premise & at the entry/exit atleast for 10 days. • Deworm your cattle & buffaloes by albendazole @ 5-10 mg/kg body weight once and repeat after 21 days. Do not give to pregnant & new born animals. • Vitamin and mixed supplements.

Fishery

- Maintain proper drainage system.
- Maintain of proper dyke.
- Fixing of net in the drainage pipe.

Major carp and minor carp fishes	**Breeding activity**		**Nursery pond preparation:** • Nursery ponds should be prepared properly before releasing the spawns in the nursery pond. Certain steps like removal of aquatic weeds and eradication of predatory and weed fishes are the major activity. **Breeding carps with synthetic hormones:** • Breeding of Major carps (**Catla, Rohu, Mrigal, Silver, Grass carp, Calbasu**) and minor carps (**Gonius, Puntius**) can be performed in circular hatchery and hapa breeding using hormones like Gonopro @ 0.6 ml/kg body weight (BW) for female and 0.3 ml/kg BW for male. **Acclimatization of spawns:** • Spawns after collecting from the hatching pool should be acclimatized properly and released in the Nursery ponds. **Feeding and monitoring water quality:** • Proper supplementary feeds should be given with Rice bran, mustard oil cake, fish meal, minerals and vitamins, formulated feed is most preferred. • Regular monitoring of pH and dissolved oxygen to maintain the water quality. • Apply lime regularly at the recommended dose.

Suggestion: Contact nearby State Agril. Staff or KVK staff for necessary help and suggestion.

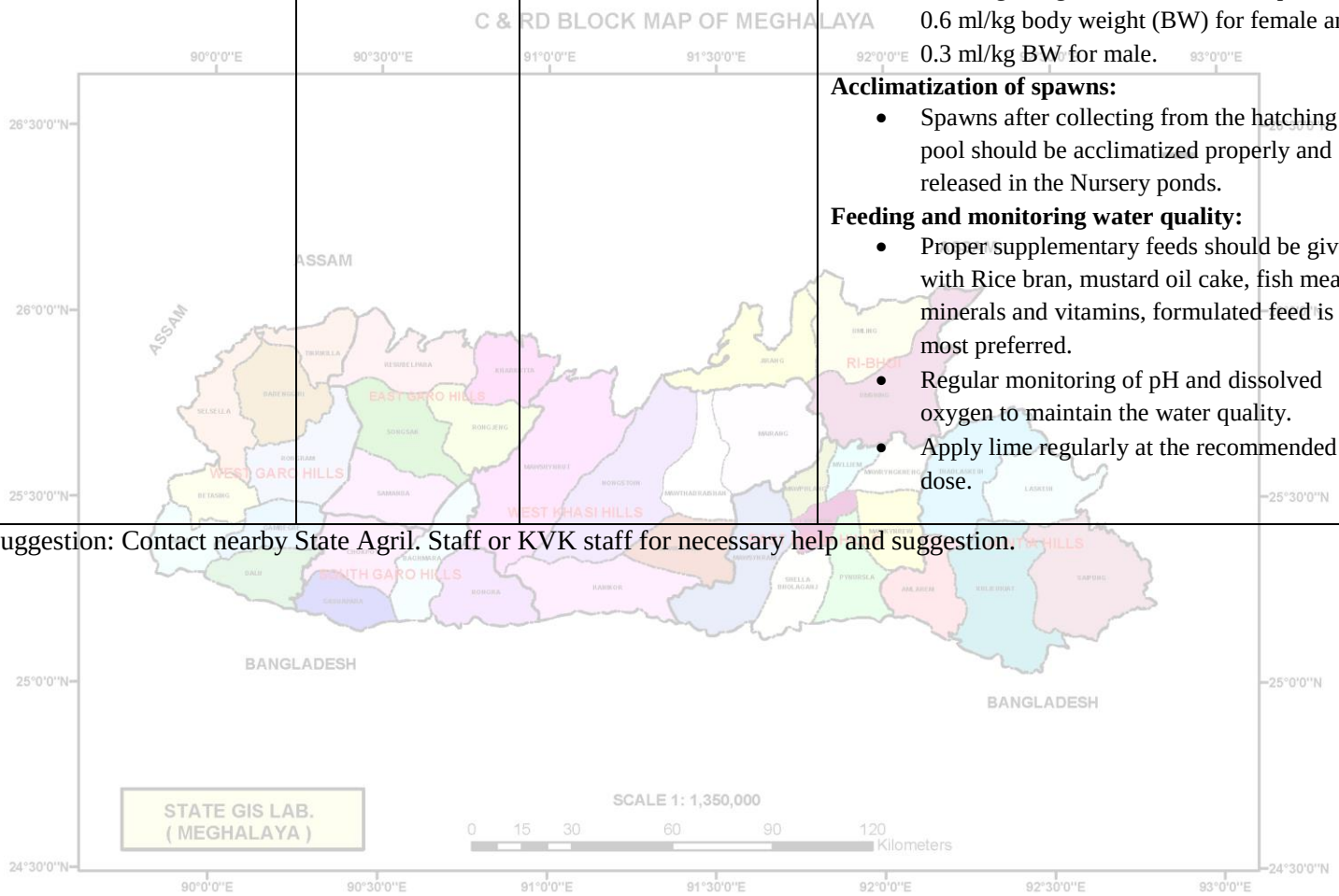

GRAMIN KRISHI MAUSAM SEWA
ICAR Research Complex for NEH Region
Umroi Road, Umiam – 793 103 Meghalaya
☎: Telephone No. : 0364 2570276 (O) Fax: 0364 2570213/Email: iaasbarapani@yahoo.in

RC (AE)/30/2011/ Bulletin/July'2019/35 Dated: 30/07/2019

Agro Advisory Bulletin – NORTH GARO HILLS
(Period 31st July – 4th August, 2019)

Weather forecast valid up to 4th August, 2019

The possibility of Rainfall is 51.0 mm for the next five days. Maximum Temp: 32-35°C, Minimum Temp: 21-27°C, Cloud cover: sky will be cloudy i.e. 8 Okta, Maximum RH: 86-96%, Minimum RH: 61-82%, Wind speed: 3-5 Kmph, Wind direction: Southeast-South.

General Advisories:

- Sprays may be avoided as there is likely to have light/moderate rain during next five days.
- Maintain proper drainage in the field crops/vegetables/fruit crop.

Agro meteorological Advisories for coming 5 days

Main Crop/ Animal /Fisheries	Stage	Pest/Diseases	Agricultural Advisories
Sali/Kharif Rice (Lowland)	Main field preparation/ Transplanting		**Main field preparation** • Repair old bunds by maintaining 20-30 cm height in lowland and 15-20 cm in upland. As sufficient moisture is available due to moderate/heavy rain in the previous days, farmers should start ploughing of their main field. • Apply 15 tonnes of well decomposed FYM per ha area & thoroughly mixed with the soil at the time of final field preparation. • Puddling & levelling of rice field should be done for uniform retention of water in the field. **Transplanting:** • Use younger seedlings at 20-25 days old for transplanting with 2 seedlings/hill. • Transplant at 20 x 15 or 20 x 20 cm spacing in lines. It will help to run cono-weeder for weeding & subsequent sowing of pea & mustard after rice harvest. • In case of old seedlings (25-35 days), transplant using 3 seedlings/hill. • After transplanting maintain a thin layer of 2-3 cm stagnating water in the field.
Maize High & Mid altitude Region	Cob development		• Maintain proper drainage to prevent water logging. • Be alert/aware on fall armyworm (Spodoptera frugiperda) damage in growing Maize. Kindly follow the recommended guideline once the incidence noticed (http://www.kiran.nic.in/pdf/news/2019/New%20Pest%20Alert%20for%20FAW%20in%20NER_revised.pdf). • Put stakes in maize fields to straighten lodged plants. • Keep field free of weeds by weeding along with earthing up. • Green cobs can be harvested to sell in the market.
French bean/Cowpea	Land preparation/ Sowing		• Prepared the land & add 10-15 tonnes/ha FYM in the pits or lines in raised bed, 10-15 days before planting. **French bean varieties** • Sow the seed of improved varieties pole type (Naga

			local), Bush type (Arka Subidha, Arka Anup) on raised bed in mid hills. • Spacing: Pole type 60x30cm, Bush type: 45x20cm. **Cowpea varieties** • Pole type (Arka Garima), Bush type (Kushi Kanchan) • Spacing: Pole type 75x25cm, Bush type 45x20cm.
Ginger/Turmeric	Vegetative		• Maintain proper drainage. • Regular weeding & timely earthing up & destruction of infested rhizomes/stems.
Chilli/Brinjal	Fruiting	Fruit & shoot borer	• When weather is clear, spray with bioformulation like Trichoderma spp. and Pseudomonas spp. @ 2.5g/litre at 30 days intervals to prevent late blight along with Neem oil based formulations of Azadirachtin (as per label) to control Fruit & shoot borer. • Maintain proper drainage.
Cucurbits (Cucumber/Pumpkin /Bottle Gourd/ Ash Gourd/Squash)	Fruiting/Harvesting	Fruit fly	• Do weeding & earthing up. • Maintain proper drainage. • Manage fruit fly by traps.
Pineapple	Harvesting / Growth stage for new plantation		• Harvest with a sharp knife, severing the fruit-stalk with a clean cut retaining 5-7m of stalk with the fruit without damage to the fruit. • Use traps to reduce rodent population by using locally available attractive baits. • Weeding can be done manually or mechanically. • Collect and destroy plant parts infested with insect pest and diseases
Khasi Mandarin	Fruit development	Fruit drop	• Preparation of proper drainage (Rainy season onset) • Pasting of Bordeaux paste on tree trunk (up to 60 cm height from ground level). • Management of fruit drop: Spraying with 2,4-D or GA3 @ 15 (mg/l) +Urea (10 g/l) + Benomyl (1g/l) or spraying of Planofix @ 1ml/5 litres of water minimise the fruit drop
Guava	Fruit development		• Apply fertilizers after first pre-monsoon shower (June) for rainy season crop. • Remove weeds from basins around the trees by hand weeding before manure and fertilizer application followed by mulching with organic materials. • Control weeds between rows by shallow cultivation and grow the regional recommended intercrop/cover crop. • Inter row space should kept weed free by light cultivation and using green manuring or inter cropping with leguminous crops.
Animal Sciences			
• Protect Animals/Birds from direct exposure to cold rain weather. • Avoid water logging of floor of the animal house. • Store sufficient dry feed for the period of inclement weather for uninterrupted feeding. • Check for build up of insect nests in animal houses & if required clean the same.			
Poultry	All stages		• Protect poultry houses from extreme rain/wind by covering with polythene sheets on the sheds. • Provide vitamin B complex @ 7ml/litre in drinking water daily in broiler for healthy growth.

			• Litter should be change periodically and provide clean drinking water and changed the water every day. • Diseased and dead birds should be immediately removed. • Regularly inspect the dropings of the poultry birds for any diseases symptom.
		Coccidiosis (Symptoms: blood/mucus in feaces)	• Provide plenty of fresh and clean drinking water. • Provide coccidiostatic like **Amprolium** @ 25-65 mg/kg feed once a day as a preventive measure against coccidiosis.
		Ranikhet disease	• Vaccinate the poultry birds with **F1/ Lasota vaccine** (1 drop) at the age of 4-7 days old and 35 days old through eye and nostril.
Piggery	All stages		• Vaccinate all newly born piglets against swine fever at the age of 3 months followed by annual booster dose.
		Deworming	• In endemic areas, vaccinate 6 months old pigs with FMD vaccine once in a year. • Iron supplementation in piglet to prevent from piglet anaemia during 1st week of age (0.5-1 ml IM/SC) repeat after 14 days. • Deworm your pigs by albendazole @ 5-10 mg/kg body weight once and repeat after 21 days.
		Skin infection (Scabies)	• Provide Ivermectin (Injection) @ 10mg/33kg body wt.
Cattle & Buffaloes	6-9 months calves	Brucellosis	• Vaccinate 6-9 months old Heifer (Female) with *Brucella abortus* cotton strain-19 @ 5ml subcutaneous on the neck
		Foot & Mouth Disease, HaemorrhagicSepticaemia, Black Quarter Deworming	• Undertake regular immunization of cattle & buffaloes against Foot & Mouth disease, Haemorrhagic septicaemia & Black Quarter. • To prevent FMD spread spray 4% sodium carbonate solution (400 gm Na_2Co_3 in 10 litres of water) or lime/ bleaching powder should be spread every day atleast once around the farm premise & at the entry/exit atleast for 10 days. • Deworm your cattle & buffaloes by albendazole @ 5-10 mg/kg body weight once and repeat after 21 days. Do not give to pregnant & new born animals. • Vitamin and mixed supplements.
Fishery			
• Maintain proper drainage system. • Maintain of proper dyke. • Fixing of net in the drainage pipe.			
Major carp and minor carp fishes	**Breeding activity**		**Nursery pond preparation:** • Nursery ponds should be prepared properly before releasing the spawns in the nursery pond. Certain steps like removal of aquatic weeds and eradication of predatory and weed fishes are the major activity. **Breeding carps with synthetic hormones:** • Breeding of Major carps (**Catla, Rohu, Mrigal, Silver, Grass carp, Calbasu**) and minor carps (**Gonius, Puntius**) can be performed in circular hatchery and hapa breeding using hormones like

			Gonopro @ 0.6 ml/kg body weight (BW) for female and 0.3 ml/kg BW for male. **Acclimatization of spawns:** • Spawns after collecting from the hatching pool should be acclimatized properly and released in the Nursery ponds. **Feeding and monitoring water quality:** • Proper supplementary feeds should be given with Rice bran, mustard oil cake, fish meal, minerals and vitamins, formulated feed is most preferred. • Regular monitoring of pH and dissolved oxygen to maintain the water quality. • Apply lime regularly at the recommended dose.

Suggestion: Contact nearby State Agril. Staff or KVK staff for necessary help and suggestion.

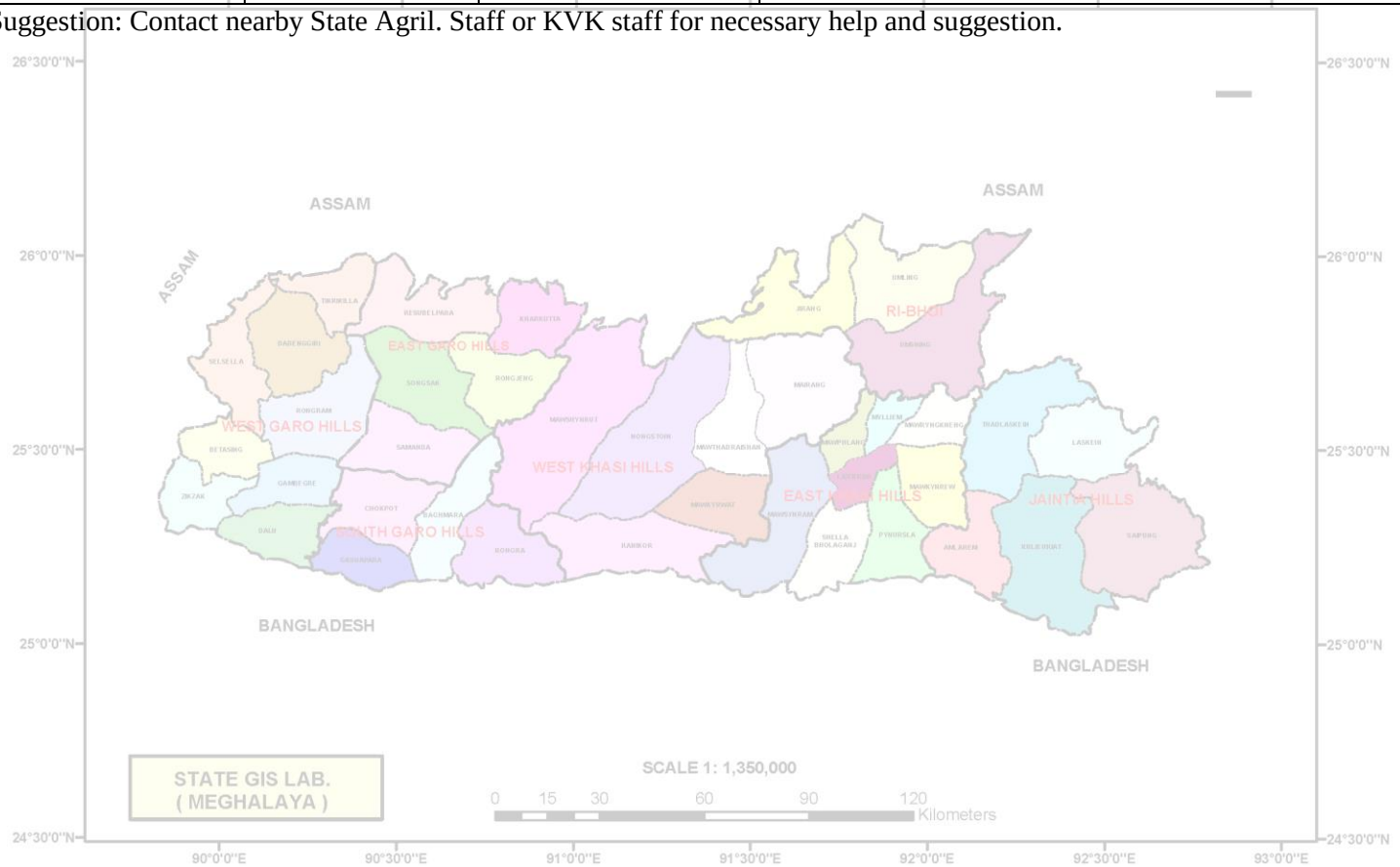

GRAMIN KRISHI MAUSAM SEWA

ICAR Research Complex for NEH Region

Umroi Road, Umiam – 793 103 Meghalaya

☎: Telephone No. : 0364 2570276 (O) Fax: 0364 2570213/Email: iaasbarapani@yahoo.in

RC (AE)/30/2011/ Bulletin/July'2019/35 Dated: 30/07/2019

Agro Advisory Bulletin – Ri-Bhoi

(Period 31st July – 4th August, 2019)

Weather summary of the past four days	Weather forecast valid up to 4th August, 2019
Sky was mainly cloudy with 21.6 mm of rainfall. Maximum temperatures ranged between 27.9-29.2°C and minimum ranged between 20.0-20.3°C. Mean relative humidity was 98-100% in morning and 69-93% in evening. Wind speed ranged between 2-3 kmph.	The possibility of Rainfall is 62.0mm for the next five days. Maximum Temp: 32.0-33.0°C, Minimum Temp: 22.0-23.0°C, Cloud cover: sky will be mainly cloudy to cloudy i.e. 7-8 Okta, Maximum RH: 95-97%, Minimum RH: 61-83%, Wind speed: 2-3 Kmph, Wind direction: Southeast-South.

General Advisories:

- Sprays may be avoided as there is likely to have light/moderate rain during next five days.
- Maintain proper drainage in the field crops/vegetables/fruit crop.

Agro meteorological Advisories for coming 5 days

Main Crop/ Animal /Fisheries	Stage	Pest/Diseases	Agricultural Advisories
Sali/Kharif Rice (Lowland)	Early vegetative		• First hand weeding at 20-25 days after transplanting & second hand weeding at 40-45 days after transplanting should be done to reduce the weed problem. • Drain out the field for some time (2-3 days) to facilitate the tillering.
Maize High & Mid altitude Region	Cob development		• Maintain proper drainage to prevent water logging. • Be alert/aware on fall armyworm (Spodoptera frugiperda) damage in growing Maize. Kindly follow the recommended guideline once the incidence noticed (http://www.kiran.nic.in/pdf/news/2019/New%20Pest%20Alert%20for%20FAW%20in%20NER_revised.pdf). • Put stakes in maize fields to straighten lodged plants. • Keep field free of weeds by weeding along with earthing up. • Green cobs can be harvested to sell in the market.
French bean/Cowpea	Land preparation/ Sowing		• Prepared the land & add 10-15 tonnes/ha FYM in the pits or lines in raised bed, 10-15 days before planting. **French bean varieties** • Sow the seed of improved varieties pole type (Naga local), Bush type (Arka Subidha, Arka Anup) on raised bed in mid hills. • Spacing: Pole type 60x30cm, Bush type: 45x20cm. **Cowpea varieties** • Pole type (Arka Garima), Bush type (Kushi Kanchan) • Spacing: Pole type 75x25cm, Bush type 45x20cm.
Ginger/Turmeric	Vegetative		• Maintain proper drainage. • Regular weeding & timely earthing up & destruction of infested rhizomes/stems.

Chilli/Brinjal	Fruiting	Fruit & shoot borer	• When weather is clear, spray with bioformulation like Trichoderma spp. and Pseudomonas spp. @ 2.5g/litre at 30 days intervals to prevent late blight along with Neem oil based formulations of Azadirachtin (as per label) to control Fruit & shoot borer. • Maintain proper drainage.
Cucurbits (Cucumber/Pumpkin /Bottle Gourd/ Ash Gourd/Squash)	Fruiting/Harvesting	Fruit fly	• Do weeding & earthing up. • Maintain proper drainage. • Manage fruit fly by traps.
Pineapple	Harvesting / Growth stage for new plantation		• Harvest with a sharp knife, severing the fruit-stalk with a clean cut retaining 5-7m of stalk with the fruit without damage to the fruit. • Use traps to reduce rodent population by using locally available attractive baits. • Weeding can be done manually or mechanically. • Collect and destroy plant parts infested with insect pest and diseases
Khasi Mandarin	Fruit development	Fruit drop	• Preparation of proper drainage (Rainy season onset) • Pasting of Bordeaux paste on tree trunk (up to 60 cm height from ground level). • Management of fruit drop: Spraying with 2,4-D or GA3 @ 15 (mg/l) +Urea (10 g/l) + Benomyl (1g/l) or spraying of Planofix @ 1ml/5 litres of water minimise the fruit drop
Guava	Fruit development		• Apply fertilizers after first pre-monsoon shower (June) for rainy season crop. • Remove weeds from basins around the trees by hand weeding before manure and fertilizer application followed by mulching with organic materials. • Control weeds between rows by shallow cultivation and grow the regional recommended intercrop/cover crop. • Inter row space should kept weed free by light cultivation and using green manuring or inter cropping with leguminous crops.
Animal Sciences			
• Protect Animals/Birds from direct exposure to cold rain weather & wind. • Avoid water logging of floor of the animal house. • Store sufficient dry feed for the period of inclement weather for uninterrupted feeding. ▪ Check for build up of insect nests in animal houses & if required clean the same.			
Poultry	All stages		• Protect poultry houses from extreme rain/wind by covering with polythene sheets on the sheds. • Provide vitamin B complex @ 7ml/litre in drinking water daily in broiler for healthy growth. • Litter should be change periodically and provide clean drinking water and changed the water every day. • Diseased and dead birds should be immediately removed. • Regularly inspect the dropings of the poultry birds for any diseases symptom.
		Coccidiosis (Symptoms: blood/mucus in	• Provide plenty of fresh and clean drinking water. • Provide coccidiostatic like **Amprolium** @ 25-65 mg/kg feed once a day as a preventive measure against coccidiosis.

		feaces)	
		Ranikhet disease	• Vaccinate the poultry birds with **F1/ Lasota vaccine** (1 drop) at the age of 4-7 days old and 35 days old through eye and nostril.
Piggery	All stages	Deworming	• Vaccinate all newly born piglets against swine fever at the age of 3 months followed by annual booster dose. • In endemic areas, vaccinate 6 months old pigs with FMD vaccine once in a year. • Iron supplementation in piglet to prevent from piglet anaemia during 1st week of age (0.5-1 ml IM/SC) repeat after 14 days. • Deworm your pigs by albendazole @ 5-10 mg/kg body weight once and repeat after 21 days.
		Skin infection (Scabies)	• Provide Ivermectin (Injection) @ 10mg/33kg body wt.
Cattle & Buffaloes	6-9 months calves	Brucellosis	• Vaccinate 6-9 months old Heifer (Female) with *Brucella abortus* cotton strain-19 @ 5ml subcutaneous on the neck
		Foot & Mouth Disease, HaemorrhagicSepticaemia, Black Quarter Deworming	• Undertake regular immunization of cattle & buffaloes against Foot & Mouth disease, Haemorrhagic septicaemia & Black Quarter. • To prevent FMD spread spray 4% sodium carbonate solution (400 gm Na_2 Co_3 in 10 litres of water) or lime/ bleaching powder should be spread every day atleast once around the farm premise & at the entry/exit atleast for 10 days. • Deworm your cattle & buffaloes by albendazole @ 5-10 mg/kg body weight once and repeat after 21 days. Do not give to pregnant & new born animals. • Vitamin and mixed supplements.
Fishery			
• Maintain proper drainage system. • Maintain of proper dyke. • Fixing of net in the drainage pipe.			
Major carp and minor carp fishes	**Breeding activity**		**Nursery pond preparation:** • Nursery ponds should be prepared properly before releasing the spawns in the nursery pond. Certain steps like removal of aquatic weeds and eradication of predatory and weed fishes are the major activity. **Breeding carps with synthetic hormones:** • Breeding of Major carps (**Catla, Rohu, Mrigal, Silver, Grass carp, Calbasu**) and minor carps (**Gonius, Puntius**) can be performed in circular hatchery and hapa breeding using hormones like Gonopro @ 0.6 ml/kg body weight (BW) for female and 0.3 ml/kg BW for male. **Acclimatization of spawns:** • Spawns after collecting from the hatching pool should be acclimatized properly and released in the Nursery ponds. **Feeding and monitoring water quality:** • Proper supplementary feeds should be given with Rice bran, mustard oil cake, fish meal, minerals and vitamins, formulated feed is most preferred.

			• Regular monitoring of pH and dissolved oxygen to maintain the water quality. • Apply lime regularly at the recommended dose.

Suggestion: Contact nearby State Agril. Staff or KVK staff for necessary help and suggestion.

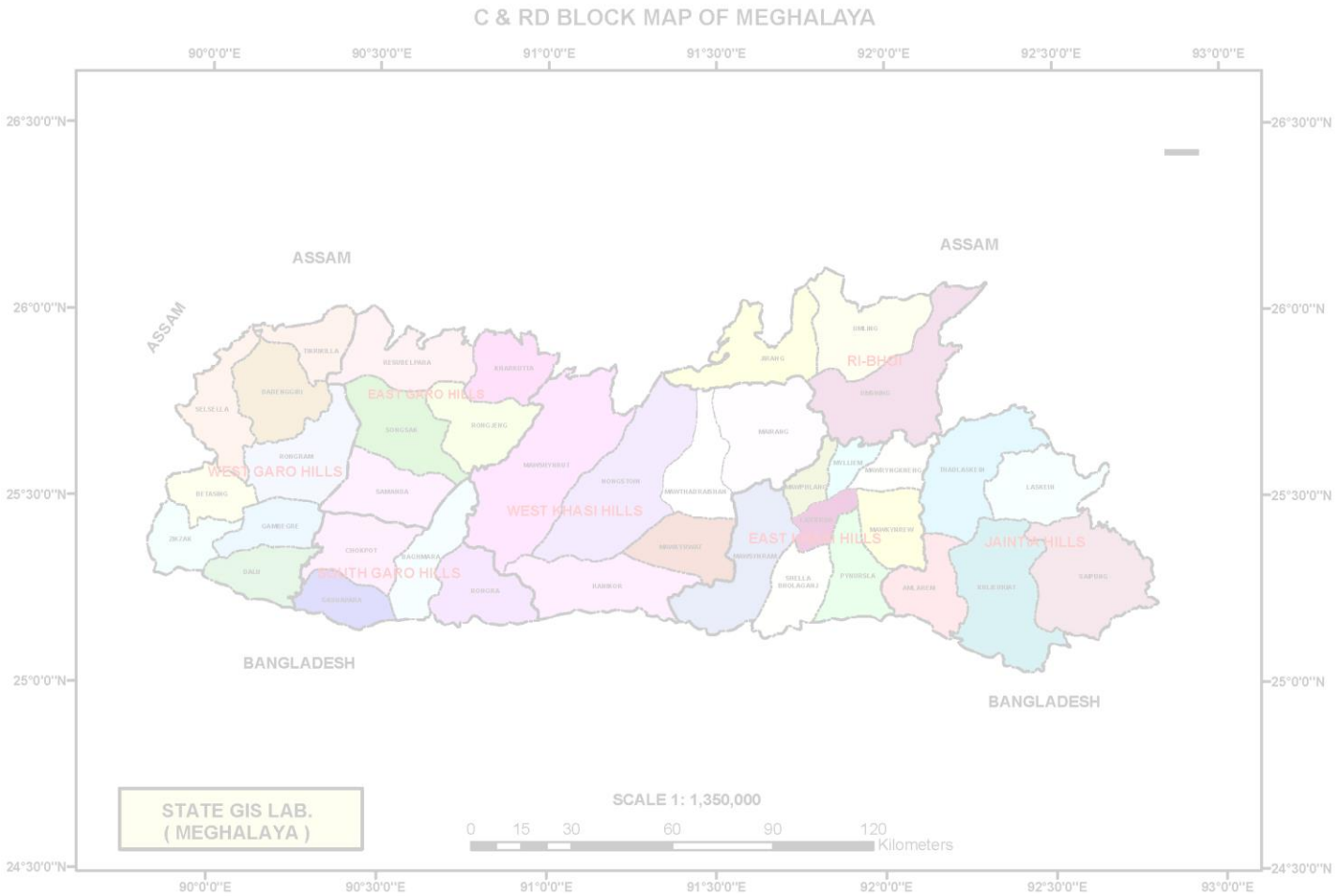

GRAMIN KRISHI MAUSAM SEWA
ICAR Research Complex for NEH Region
Umroi Road, Umiam – 793 103 Meghalaya
☎: Telephone No. : 0364 2570276 (O) Fax: 0364 2570213/Email: iaasbarapani@yahoo.in

RC (AE)/30/2011/ Bulletin/July'2019/35 Dated: 30/07/2019

Agro Advisory Bulletin – SOUTH GARO HILLS
(Period 31st July – 4th August, 2019)

Weather forecast valid up to 4th August, 2019

The possibility of Rainfall is 64.0 mm for the next five days. Maximum Temp: 31-35°C, Minimum Temp: 22-27°C, Cloud cover: sky will be cloudy i.e. 8 Okta, Maximum RH: 90-98%, Minimum RH: 57-81%, Wind speed: 4-7 Kmph, Wind direction: East-Southeast.

General Advisories:

- Sprays may be avoided as there is likely to have light/moderate rain during next five days.
- Maintain proper drainage in the field crops/vegetables/fruit crop.

Agro meteorological Advisories for coming 5 days

Main Crop/ Animal /Fisheries	Stage	Pest/Diseases	Agricultural Advisories
Sali/Kharif Rice (Lowland)	Main field preparation/ Transplanting		**Main field preparation** • Repair old bunds by maintaining 20-30 cm height in lowland and 15-20 cm in upland. As sufficient moisture is available due to moderate/heavy rain in the previous days, farmers should start ploughing of their main field. • Apply 15 tonnes of well decomposed FYM per ha area & thoroughly mixed with the soil at the time of final field preparation. • Puddling & levelling of rice field should be done for uniform retention of water in the field. **Transplanting:** • Use younger seedlings at 20-25 days old for transplanting with 2 seedlings/hill. • Transplant at 20 x 15 or 20 x 20 cm spacing in lines. It will help to run cono-weeder for weeding & subsequent sowing of pea & mustard after rice harvest. • In case of old seedlings (25-35 days), transplant using 3 seedlings/hill. • After transplanting maintain a thin layer of 2-3 cm stagnating water in the field.
Maize High & Mid altitude Region	Cob development		• Maintain proper drainage to prevent water logging. • Be alert/aware on fall armyworm (Spodoptera frugiperda) damage in growing Maize. Kindly follow the recommended guideline once the incidence noticed (http://www.kiran.nic.in/pdf/news/2019/New%20Pest%20Alert%20for%20FAW%20in%20NER_revised.pdf). • Put stakes in maize fields to straighten lodged plants.

			• Keep field free of weeds by weeding along with earthing up. • Green cobs can be harvested to sell in the market.
French bean/Cowpea	Land preparation/ Sowing		• Prepared the land & add 10-15 tonnes/ha FYM in the pits or lines in raised bed, 10-15 days before planting. **French bean varieties** • Sow the seed of improved varieties pole type (Naga local), Bush type (Arka Subidha, Arka Anup) on raised bed in mid hills. • Spacing: Pole type 60x30cm, Bush type: 45x20cm. **Cowpea varieties** • Pole type (Arka Garima), Bush type (Kushi Kanchan) • Spacing: Pole type 75x25cm, Bush type 45x20cm.
Ginger/Turmeric	Vegetative		• Maintain proper drainage. • Regular weeding & timely earthing up & destruction of infested rhizomes/stems.
Chilli/Brinjal	Fruiting	Fruit & shoot borer	• When weather is clear, spray with bioformulation like Trichoderma spp. and Pseudomonas spp. @ 2.5g/litre at 30 days intervals to prevent late blight along with Neem oil based formulations of Azadirachtin (as per label) to control Fruit & shoot borer. • Maintain proper drainage.
Cucurbits (Cucumber/Pumpkin /Bottle Gourd/ Ash Gourd/Squash)	Fruiting/Harvesting	Fruit fly	• Do weeding & earthing up. • Maintain proper drainage. • Manage fruit fly by traps.
Pineapple	Harvesting / Growth stage for new plantation		• Harvest with a sharp knife, severing the fruit-stalk with a clean cut retaining 5-7m of stalk with the fruit without damage to the fruit. • Use traps to reduce rodent population by using locally available attractive baits. • Weeding can be done manually or mechanically. • Collect and destroy plant parts infested with insect pest and diseases
Khasi Mandarin	Fruit development	Fruit drop	• Preparation of proper drainage (Rainy season onset) • Pasting of Bordeaux paste on tree trunk (up to 60 cm height from ground level). • Management of fruit drop: Spraying with 2,4-D or GA3 @ 15 (mg/l) +Urea (10 g/l) + Benomyl (1g/l) or spraying of Planofix @ 1ml/5 litres of water minimise the fruit drop
Guava	Fruit development		• Apply fertilizers after first pre-monsoon shower (June) for rainy season crop. • Remove weeds from basins around the trees by hand weeding before manure and fertilizer application followed by mulching with organic materials. • Control weeds between rows by shallow cultivation and grow the regional recommended intercrop/cover

			crop. • Inter row space should kept weed free by light cultivation and using green manuring or inter cropping with leguminous crops.
Animal Sciences			
• Protect Animals/Birds from direct exposure to cold rain weather. • Avoid water logging of floor of the animal house. • Store sufficient dry feed for the period of inclement weather for uninterrupted feeding. • Check for build up of insect nests in animal houses & if required clean the same.			
Poultry	All stages		• Protect poultry houses from extreme rain/wind by covering with polythene sheets on the sheds. • Provide vitamin B complex @ 7ml/litre in drinking water daily in broiler for healthy growth. • Litter should be change periodically and provide clean drinking water and changed the water every day. • Diseased and dead birds should be immediately removed. • Regularly inspect the dropings of the poultry birds for any diseases symptom.
		Coccidiosis (Symptoms: blood/mucus in feaces)	• Provide plenty of fresh and clean drinking water. • Provide coccidiostatic like **Amprolium** @ 25-65 mg/kg feed once a day as a preventive measure against coccidiosis.
		Ranikhet disease	• Vaccinate the poultry birds with **F1/ Lasota vaccine** (1 drop) at the age of 4-7 days old and 35 days old through eye and nostril.
Piggery	All stages	Deworming	• Vaccinate all newly born piglets against swine fever at the age of 3 months followed by annual booster dose. • In endemic areas, vaccinate 6 months old pigs with FMD vaccine once in a year. • Iron supplementation in piglet to prevent from piglet anaemia during 1st week of age (0.5-1 ml IM/SC) repeat after 14 days. • Deworm your pigs by albendazole @ 5-10 mg/kg body weight once and repeat after 21 days.
		Skin infection (Scabies)	• Provide Ivermectin (Injection) @ 10mg/33kg body wt.
Cattle & Buffaloes	6-9 months calves	Brucellosis	• Vaccinate 6-9 months old Heifer (Female) with *Brucella abortus* cotton strain-19 @ 5ml subcutaneous on the neck
		Foot & Mouth Disease, HaemorrhagicSepticaemia, Black Quarter Deworming	• Undertake regular immunization of cattle & buffaloes against Foot & Mouth disease, Haemorrhagic septicaemia & Black Quarter. • To prevent FMD spread spray 4% sodium carbonate solution (400 gm Na_2 Co_3 in 10 litres of water) or lime/ bleaching powder should be spread every day atleast once around the farm premise & at the entry/exit atleast for 10 days. • Deworm your cattle & buffaloes by albendazole @ 5-10 mg/kg body weight once and repeat after 21 days. Do not give to pregnant & new born animals. • Vitamin and mixed supplements.
Fishery			
• Maintain proper drainage system.			

• Maintain of proper dyke. • Fixing of net in the drainage pipe.			
Major carp and minor carp fishes	**Breeding activity**		**Nursery pond preparation:** • Nursery ponds should be prepared properly before releasing the spawns in the nursery pond. Certain steps like removal of aquatic weeds and eradication of predatory and weed fishes are the major activity. **Breeding carps with synthetic hormones:** • Breeding of Major carps (**Catla, Rohu, Mrigal, Silver, Grass carp, Calbasu**) and minor carps (**Gonius, Puntius**) can be performed in circular hatchery and hapa breeding using hormones like Gonopro @ 0.6 ml/kg body weight (BW) for female and 0.3 ml/kg BW for male. **Acclimatization of spawns:** • Spawns after collecting from the hatching pool should be acclimatized properly and released in the Nursery ponds. **Feeding and monitoring water quality:** • Proper supplementary feeds should be given with Rice bran, mustard oil cake, fish meal, minerals and vitamins, formulated feed is most preferred. • Regular monitoring of pH and dissolved oxygen to maintain the water quality. • Apply lime regularly at the recommended dose.

Suggestion: Contact nearby State Agril. Staff or KVK staff for necessary help and suggestion.

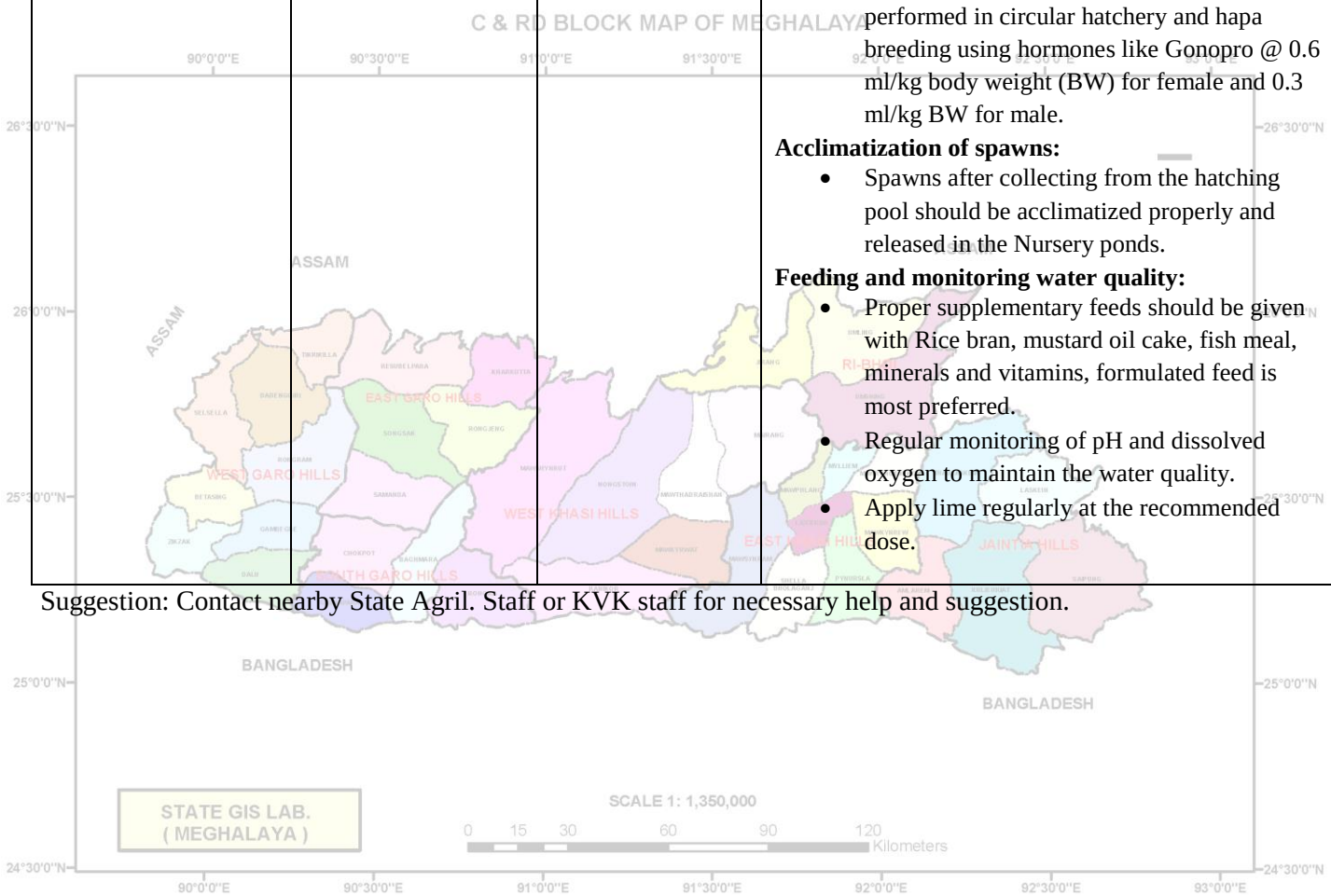

GRAMIN KRISHI MAUSAM SEWA
ICAR Research Complex for NEH Region
Umroi Road, Umiam – 793 103 Meghalaya
☎: Telephone No. : 0364 2570276 (O) Fax: 0364 2570213/Email: iaasbarapani@yahoo.in

RC (AE)/30/2011/ Bulletin/July'2019/35 Dated: 30/07/2019

Agro Advisory Bulletin – SOUTH WEST GARO HILLS
(Period 31st July – 4th August, 2019)

Weather forecast valid up to 4th August, 2019

The possibility of Rainfall is 64.0mm for the next five days. Maximum Temp: 32-37°C, Minimum Temp: 25-29°C, Cloud cover: sky will be mainly cloudy to cloudy i.e. 7-8 Okta, Maximum RH: 83-96%, Minimum RH: 59-79%, Wind speed: 6-9 Kmph, Wind direction: Southeast.

General Advisories:

- Sprays may be avoided as there is likely to have light/moderate rain during next five days.
- Maintain proper drainage in the field crops/vegetables/fruit crop.

Agro meteorological Advisories for coming 5 days

Main Crop/ Animal /Fisheries	Stage	Pest/Diseases	Agricultural Advisories
Sali/Kharif Rice (Lowland)	Main field preparation/ Transplanting		**Main field preparation** • Repair old bunds by maintaining 20-30 cm height in lowland and 15-20 cm in upland. As sufficient moisture is available due to moderate/heavy rain in the previous days, farmers should start ploughing of their main field. • Apply 15 tonnes of well decomposed FYM per ha area & thoroughly mixed with the soil at the time of final field preparation. • Puddling & levelling of rice field should be done for uniform retention of water in the field. **Transplanting:** • Use younger seedlings at 20-25 days old for transplanting with 2 seedlings/hill. • Transplant at 20 x 15 or 20 x 20 cm spacing in lines. It will help to run cono-weeder for weeding & subsequent sowing of pea & mustard after rice harvest. • In case of old seedlings (25-35 days), transplant using 3 seedlings/hill. • After transplanting maintain a thin layer of 2-3 cm stagnating water in the field.
Maize High & Mid altitude Region	Cob development		• Maintain proper drainage to prevent water logging. • Be alert/aware on fall armyworm (Spodoptera frugiperda) damage in growing Maize. Kindly follow the recommended guideline once the incidence noticed (http://www.kiran.nic.in/pdf/news/2019/New%20Pest%20Alert%20for%20FAW%20in%20NER_revised.pdf). • Put stakes in maize fields to straighten lodged

			plants. • Keep field free of weeds by weeding along with earthing up. • Green cobs can be harvested to sell in the market.
French bean/Cowpea	Land preparation/ Sowing		• Prepared the land & add 10-15 tonnes/ha FYM in the pits or lines in raised bed, 10-15 days before planting. **French bean varieties** • Sow the seed of improved varieties pole type (Naga local), Bush type (Arka Subidha, Arka Anup) on raised bed in mid hills. • Spacing: Pole type 60x30cm, Bush type: 45x20cm. **Cowpea varieties** • Pole type (Arka Garima), Bush type (Kushi Kanchan) • Spacing: Pole type 75x25cm, Bush type 45x20cm.
Ginger/Turmeric	Vegetative		• Maintain proper drainage. • Regular weeding & timely earthing up & destruction of infested rhizomes/stems.
Chilli/Brinjal	Fruiting	Fruit & shoot borer	• When weather is clear, spray with bioformulation like Trichoderma spp. and Pseudomonas spp. @ 2.5g/litre at 30 days intervals to prevent late blight along with Neem oil based formulations of Azadirachtin (as per label) to control Fruit & shoot borer. • Maintain proper drainage.
Cucurbits (Cucumber/Pumpkin/Bottle Gourd/ Ash Gourd/Squash)	Fruiting/Harvesting	Fruit fly	• Do weeding & earthing up. • Maintain proper drainage. • Manage fruit fly by traps.
Pineapple	Harvesting / Growth stage for new plantation		• Harvest with a sharp knife, severing the fruit-stalk with a clean cut retaining 5-7m of stalk with the fruit without damage to the fruit. • Use traps to reduce rodent population by using locally available attractive baits. • Weeding can be done manually or mechanically. • Collect and destroy plant parts infested with insect pest and diseases
Khasi Mandarin	Fruit development	Fruit drop	• Preparation of proper drainage (Rainy season onset) • Pasting of Bordeaux paste on tree trunk (up to 60 cm height from ground level). • Management of fruit drop: Spraying with 2,4-D or GA3 @ 15 (mg/l) +Urea (10 g/l) + Benomyl (1g/l) or spraying of Planofix @ 1ml/5 litres of water minimise the fruit drop
Guava	Fruit development		• Apply fertilizers after first pre-monsoon shower (June) for rainy season crop. • Remove weeds from basins around the trees by hand weeding before manure and fertilizer application followed by mulching with organic materials.

			• Control weeds between rows by shallow cultivation and grow the regional recommended intercrop/cover crop. • Inter row space should kept weed free by light cultivation and using green manuring or inter cropping with leguminous crops.
Animal Sciences			
• Protect Animals/Birds from direct exposure to cold rain weather. • Avoid water logging of floor of the animal house. • Store sufficient dry feed for the period of inclement weather for uninterrupted feeding. • Check for build up of insect nests in animal houses & if required clean the same.			
Poultry	All stages		• Protect poultry houses from extreme rain/wind by covering with polythene sheets on the sheds. • Provide vitamin B complex @ 7ml/litre in drinking water daily in broiler for healthy growth. • Litter should be change periodically and provide clean drinking water and changed the water every day. • Diseased and dead birds should be immediately removed. • Regularly inspect the dropings of the poultry birds for any diseases symptom.
		Coccidiosis (Symptoms: blood/mucus in feaces)	• Provide plenty of fresh and clean drinking water. • Provide coccidiostatic like **Amprolium** @ 25-65 mg/kg feed once a day as a preventive measure against coccidiosis.
		Ranikhet disease	• Vaccinate the poultry birds with **F1/ Lasota vaccine** (1 drop) at the age of 4-7 days old and 35 days old through eye and nostril.
Piggery	All stages	Deworming	• Vaccinate all newly born piglets against swine fever at the age of 3 months followed by annual booster dose. • In endemic areas, vaccinate 6 months old pigs with FMD vaccine once in a year. • Iron supplementation in piglet to prevent from piglet anaemia during 1st week of age (0.5-1 ml IM/SC) repeat after 14 days. • Deworm your pigs by albendazole @ 5-10 mg/kg body weight once and repeat after 21 days.
		Skin infection (Scabies)	• Provide Ivermectin (Injection) @ 10mg/33kg body wt.
Cattle & Buffaloes	6-9 months calves	Brucellosis	• Vaccinate 6-9 months old Heifer (Female) with *Brucella abortus* cotton strain-19 @ 5ml subcutaneous on the neck
		Foot & Mouth Disease, HaemorrhagicSepticaemia, Black Quarter Deworming	• Undertake regular immunization of cattle & buffaloes against Foot & Mouth disease, Haemorrhagic septicaemia & Black Quarter. • To prevent FMD spread spray 4% sodium carbonate solution (400 gm Na_2 Co_3 in 10 litres of water) or lime/ bleaching powder should be spread every day atleast once around the farm premise & at the entry/exit atleast for 10 days. • Deworm your cattle & buffaloes by albendazole @ 5-10 mg/kg body weight once and repeat after 21 days. Do not give to pregnant & new born animals. • Vitamin and mixed supplements.

Fishery

- Maintain proper drainage system.
- Maintain of proper dyke.
- Fixing of net in the drainage pipe.

Major carp and minor carp fishes	Breeding activity		
			Nursery pond preparation: • Nursery ponds should be prepared properly before releasing the spawns in the nursery pond. Certain steps like removal of aquatic weeds and eradication of predatory and weed fishes are the major activity. **Breeding carps with synthetic hormones:** • Breeding of Major carps (**Catla, Rohu, Mrigal, Silver, Grass carp, Calbasu**) and minor carps (**Gonius, Puntius**) can be performed in circular hatchery and hapa breeding using hormones like Gonopro @ 0.6 ml/kg body weight (BW) for female and 0.3 ml/kg BW for male. **Acclimatization of spawns:** • Spawns after collecting from the hatching pool should be acclimatized properly and released in the Nursery ponds. **Feeding and monitoring water quality:** • Proper supplementary feeds should be given with Rice bran, mustard oil cake, fish meal, minerals and vitamins, formulated feed is most preferred. • Regular monitoring of pH and dissolved oxygen to maintain the water quality. • Apply lime regularly at the recommended dose.

Suggestion: Contact nearby State Agril. Staff or KVK staff for necessary help and suggestion.

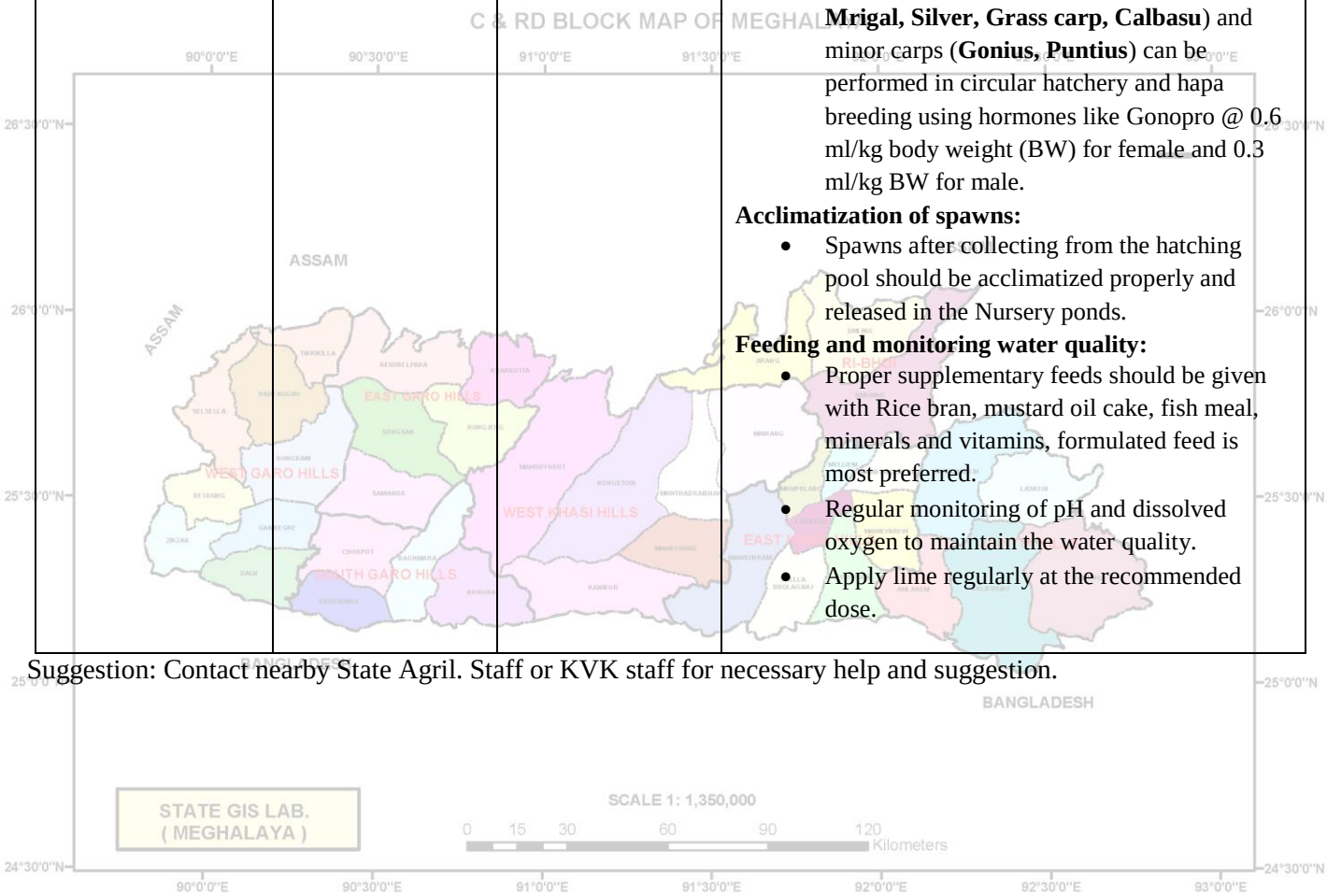

GRAMIN KRISHI MAUSAM SEWA
ICAR Research Complex for NEH Region
Umroi Road, Umiam – 793 103 Meghalaya
☎: Telephone No. : 0364 2570276 (O) Fax: 0364 2570213/Email: iaasbarapani@yahoo.in

RC (AE)/30/2011/ Bulletin/July'2019/35 Dated: 30/07/2019

Agro Advisory Bulletin – SOUTH WEST KHASI HILLS
(Period 31st July – 4th August, 2019)

Weather forecast valid up to 4th August, 2019

The possibility of Rainfall is 30.0mm for the next five days. Maximum Temp: 26-32°C, Minimum Temp: 21-25°C, Cloud cover: sky will be mainly cloudy to cloudy i.e. 7-8 Okta, Maximum RH: 83-98%, Minimum RH: 57-89%, Wind speed: 3-5 Kmph, Wind direction: East-Southeast.

General Advisories:

- Sprays may be given as there is likely to have light rain during next five days.
- Maintain proper drainage in the field crops/vegetables/fruit crop.

Agro meteorological Advisories for coming 5 days

Main Crop/ Animal /Fisheries	Stage	Pest/Diseases	Agricultural Advisories
Sali/Kharif Rice (Lowland)	Early vegetative		• First hand weeding at 20-25 days after transplanting & second hand weeding at 40-45 days after transplanting should be done to reduce the weed problem. • Drain out the field for some time (2-3 days) to facilitate the tillering.
Maize High & Mid altitude Region	Cob development		• Maintain proper drainage to prevent water logging. • Be alert/aware on fall armyworm (Spodoptera frugiperda) damage in growing Maize. Kindly follow the recommended guideline once the incidence noticed (http://www.kiran.nic.in/pdf/news/2019/New%20Pest%20Alert%20for%20FAW%20in%20NER_revised.pdf). • Put stakes in maize fields to straighten lodged plants. • Keep field free of weeds by weeding along with earthing up. • Green cobs can be harvested to sell in the market.
French bean/Cowpea	Land preparation/ Sowing		• Prepared the land & add 10-15 tonnes/ha FYM in the pits or lines in raised bed, 10-15 days before planting. **French bean varieties** • Sow the seed of improved varieties pole type (Naga local), Bush type (Arka Subidha, Arka Anup) on raised bed in mid hills. • Spacing: Pole type 60x30cm, Bush type: 45x20cm. **Cowpea varieties** • Pole type (Arka Garima), Bush type (Kushi Kanchan) • Spacing: Pole type 75x25cm, Bush type 45x20cm.

☎: Telephone No. : 0364 2570276 (O) Fax: 0364 2570213/Email: iaasbarapani@yahoo.in

Ginger/Turmeric	Vegetative		• Maintain proper drainage. • Regular weeding & timely earthing up & destruction of infested rhizomes/stems.
Chilli/Brinjal	Fruiting	Fruit & shoot borer	• When weather is clear, spray with bioformulation like Trichoderma spp. and Pseudomonas spp. @ 2.5g/litre at 30 days intervals to prevent late blight along with Neem oil based formulations of Azadirachtin (as per label) to control Fruit & shoot borer. • Maintain proper drainage.
Cucurbits (Cucumber/Pumpkin/Bottle Gourd/ Ash Gourd/Squash)	Fruiting/Harvesting	Fruit fly	• Do weeding & earthing up. • Maintain proper drainage. • Manage fruit fly by traps.
Pineapple	Harvesting / Growth stage for new plantation		• Harvest with a sharp knife, severing the fruit-stalk with a clean cut retaining 5-7m of stalk with the fruit without damage to the fruit. • Use traps to reduce rodent population by using locally available attractive baits. • Weeding can be done manually or mechanically. • Collect and destroy plant parts infested with insect pest and diseases
Khasi Mandarin	Fruit development	Fruit drop	• Preparation of proper drainage (Rainy season onset) • Pasting of Bordeaux paste on tree trunk (up to 60 cm height from ground level). • Management of fruit drop: Spraying with 2,4-D or GA3 @ 15 (mg/l) +Urea (10 g/l) + Benomyl (1g/l) or spraying of Planofix @ 1ml/5 litres of water minimise the fruit drop
Guava	Fruit development		• Apply fertilizers after first pre-monsoon shower (June) for rainy season crop. • Remove weeds from basins around the trees by hand weeding before manure and fertilizer application followed by mulching with organic materials. • Control weeds between rows by shallow cultivation and grow the regional recommended intercrop/cover crop. • Inter row space should kept weed free by light cultivation and using green manuring or inter cropping with leguminous crops.

Animal Sciences

- Protect Animals/Birds from direct exposure to cold rain weather.
- Avoid water logging of floor of the animal house.
- Store sufficient dry feed for the period of inclement weather for uninterrupted feeding.
- Check for build up of insect nests in animal houses & if required clean the same.

Poultry	All stages		• Protect poultry houses from extreme rain/wind by covering with polythene sheets on the sheds. • Provide vitamin B complex @ 7ml/litre in drinking water daily in broiler for healthy growth. • Litter should be change periodically and provide clean drinking water and changed the water every day. • Diseased and dead birds should be immediately

			removed. • Regularly inspect the dropings of the poultry birds for any diseases symptom.
		Coccidiosis (Symptoms: blood/mucus in feaces)	• Provide plenty of fresh and clean drinking water. • Provide coccidiostatic like **Amprolium** @ 25-65 mg/kg feed once a day as a preventive measure against coccidiosis.
		Ranikhet disease	• Vaccinate the poultry birds with **F1/ Lasota vaccine** (1 drop) at the age of 4-7 days old and 35 days old through eye and nostril.
Piggery	All stages		• Vaccinate all newly born piglets against swine fever at the age of 3 months followed by annual booster dose. • In endemic areas, vaccinate 6 months old pigs with FMD vaccine once in a year.
		Deworming	• Iron supplementation in piglet to prevent from piglet anaemia during 1st week of age (0.5-1 ml IM/SC) repeat after 14 days. • Deworm your pigs by albendazole @ 5-10 mg/kg body weight once and repeat after 21 days.
		Skin infection (Scabies)	• Provide Ivermectin (Injection) @ 10mg/33kg body wt.
Cattle & Buffaloes	6-9 months calves	Brucellosis	• Vaccinate 6-9 months old Heifer (Female) with *Brucella abortus* cotton strain-19 @ 5ml subcutaneous on the neck
		Foot & Mouth Disease, HaemorrhagicSepticaemia, Black Quarter	• Undertake regular immunization of cattle & buffaloes against Foot & Mouth disease, Haemorrhagic septicaemia & Black Quarter. • To prevent FMD spread spray 4% sodium carbonate solution (400 gm Na_2 Co_3 in 10 litres of water) or lime/ bleaching powder should be spread every day atleast once around the farm premise & at the entry/exit atleast for 10 days.
		Deworming	• Deworm your cattle & buffaloes by albendazole @ 5-10 mg/kg body weight once and repeat after 21 days. Do not give to pregnant & new born animals. • Vitamin and mixed supplements.
Fishery			
• Maintain proper drainage system. • Maintain of proper dyke. • Fixing of net in the drainage pipe.			
Major carp and minor carp fishes	**Breeding activity**		**Nursery pond preparation:** • Nursery ponds should be prepared properly before releasing the spawns in the nursery pond. Certain steps like removal of aquatic weeds and eradication of predatory and weed fishes are the major activity. **Breeding carps with synthetic hormones:** • Breeding of Major carps (**Catla, Rohu, Mrigal, Silver, Grass carp, Calbasu**) and minor carps (**Gonius, Puntius**) can be performed in circular hatchery and hapa breeding using hormones like Gonopro @ 0.6 ml/kg body weight (BW) for female and 0.3

			ml/kg BW for male. **Acclimatization of spawns:** • Spawns after collecting from the hatching pool should be acclimatized properly and released in the Nursery ponds. **Feeding and monitoring water quality:** • Proper supplementary feeds should be given with Rice bran, mustard oil cake, fish meal, minerals and vitamins, formulated feed is most preferred. • Regular monitoring of pH and dissolved oxygen to maintain the water quality. • Apply lime regularly at the recommended dose.

Suggestion: Contact nearby State Agril. Staff or KVK staff for necessary help and suggestion.

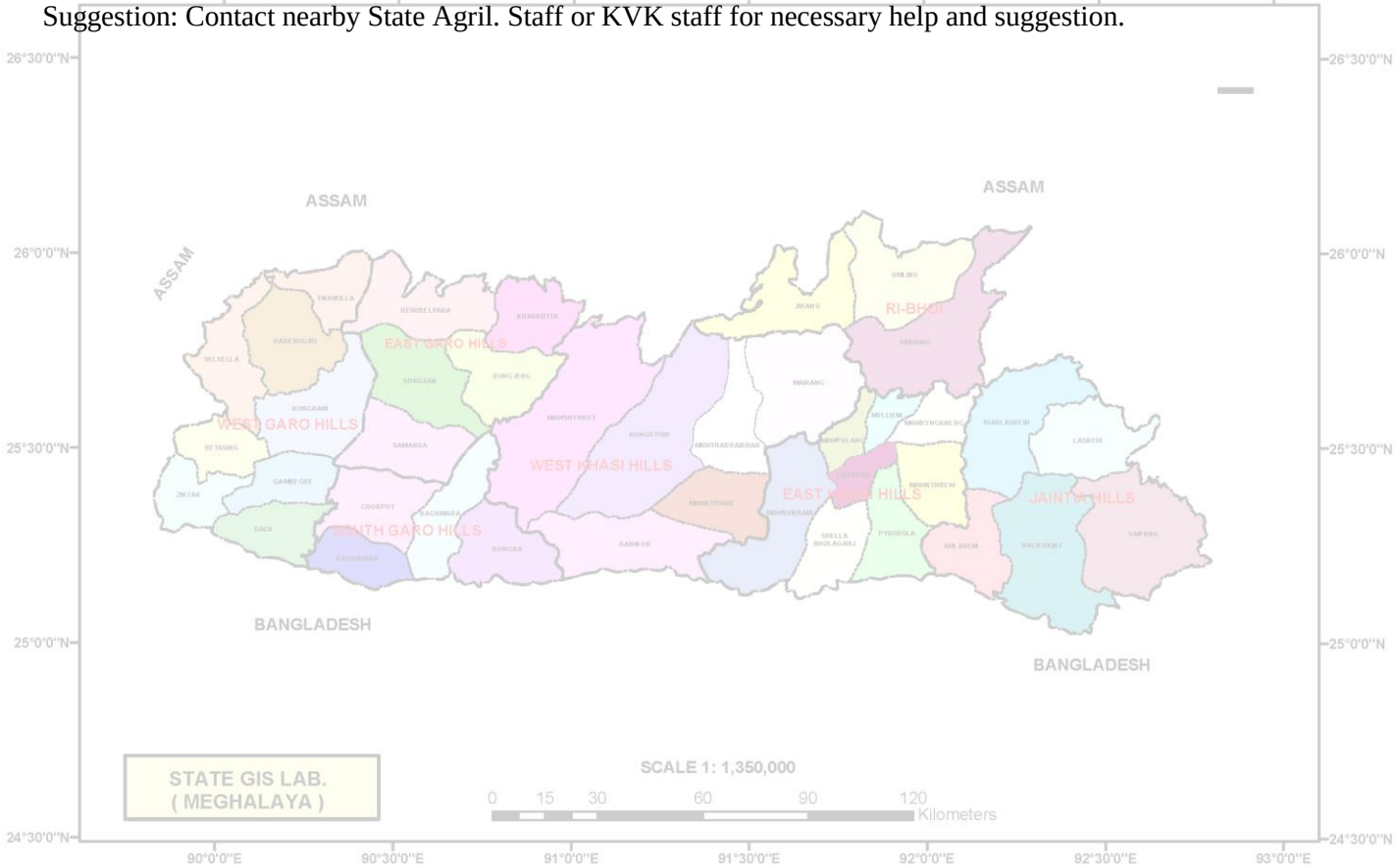

GRAMIN KRISHI MAUSAM SEWA

ICAR Research Complex for NEH Region

Umroi Road, Umiam – 793 103 Meghalaya

☎: Telephone No. : 0364 2570276 (O) Fax: 0364 2570213/Email: iaasbarapani@yahoo.in

RC (AE)/30/2011/ Bulletin/July'2019/35 Dated: 30/07/2019

Agro Advisory Bulletin – WEST GARO HILLS

(Period 31st July – 4th August, 2019)

Weather forecast valid up to 4th August, 2019

The possibility of Rainfall is 64.0mm for the next five days. Maximum Temp: 30-33° C, Minimum Temp: 23-27° C, Cloud cover: sky will be mainly cloudy to cloudy i.e. 7-8 Okta, Maximum RH: 83-96%, Minimum RH: 59-79%, Wind speed: 5-8 Kmph, Wind direction East-Southeast.

General Advisories:

- Sprays may be avoided as there is likely to have light/moderate rain during next five days.
- Maintain proper drainage in the field crops/vegetables/fruit crop.

Agro meteorological Advisories for coming 5 days

Main Crop/ Animal /Fisheries	Stage	Pest/Diseases	Agricultural Advisories
Sali/Kharif Rice (Lowland)	Main field preparation/ Transplanting		**Main field preparation** • Repair old bunds by maintaining 20-30 cm height in lowland and 15-20 cm in upland. As sufficient moisture is available due to moderate/heavy rain in the previous days, farmers should start ploughing of their main field. • Apply 15 tonnes of well decomposed FYM per ha area & thoroughly mixed with the soil at the time of final field preparation. • Puddling & levelling of rice field should be done for uniform retention of water in the field. **Transplanting:** • Use younger seedlings at 20-25 days old for transplanting with 2 seedlings/hill. • Transplant at 20 x 15 or 20 x 20 cm spacing in lines. It will help to run cono-weeder for weeding & subsequent sowing of pea & mustard after rice harvest. • In case of old seedlings (25-35 days), transplant using 3 seedlings/hill. • After transplanting maintain a thin layer of 2-3 cm stagnating water in the field.
Maize High & Mid altitude Region	Cob development		• Maintain proper drainage to prevent water logging. • Be alert/aware on fall armyworm (Spodoptera frugiperda) damage in growing Maize. Kindly follow the recommended guideline once the incidence noticed (http://www.kiran.nic.in/pdf/news/2019/New%20Pest%20Alert%20for%20FAW%20in%20NER_revised.pdf). • Put stakes in maize fields to straighten lodged plants. • Keep field free of weeds by weeding along with earthing up. • Green cobs can be harvested to sell in the market.

French bean/Cowpea	Land preparation/ Sowing		• Prepared the land & add 10-15 tonnes/ha FYM in the pits or lines in raised bed, 10-15 days before planting. **French bean varieties** • Sow the seed of improved varieties pole type (Naga local), Bush type (Arka Subidha, Arka Anup) on raised bed in mid hills. • Spacing: Pole type 60x30cm, Bush type: 45x20cm. **Cowpea varieties** • Pole type (Arka Garima), Bush type (Kushi Kanchan) • Spacing: Pole type 75x25cm, Bush type 45x20cm.
Ginger/Turmeric	Vegetative		• Maintain proper drainage. • Regular weeding & timely earthing up & destruction of infested rhizomes/stems.
Chilli/Brinjal	Fruiting	Fruit & shoot borer	• When weather is clear, spray with bioformulation like Trichoderma spp. and Pseudomonas spp. @ 2.5g/litre at 30 days intervals to prevent late blight along with Neem oil based formulations of Azadirachtin (as per label) to control Fruit & shoot borer. • Maintain proper drainage.
Cucurbits (Cucumber/Pumpkin/Bottle Gourd/ Ash Gourd/Squash)	Fruiting/Harvesting	Fruit fly	• Do weeding & earthing up. • Maintain proper drainage. • Manage fruit fly by traps.
Pineapple	Harvesting / Growth stage for new plantation		• Harvest with a sharp knife, severing the fruit-stalk with a clean cut retaining 5-7m of stalk with the fruit without damage to the fruit. • Use traps to reduce rodent population by using locally available attractive baits. • Weeding can be done manually or mechanically. • Collect and destroy plant parts infested with insect pest and diseases
Khasi Mandarin	Fruit development	Fruit drop	• Preparation of proper drainage (Rainy season onset) • Pasting of Bordeaux paste on tree trunk (up to 60 cm height from ground level). • Management of fruit drop: Spraying with 2,4-D or GA3 @ 15 (mg/l) +Urea (10 g/l) + Benomyl (1g/l) or spraying of Planofix @ 1ml/5 litres of water minimise the fruit drop
Guava	Fruit development		• Apply fertilizers after first pre-monsoon shower (June) for rainy season crop. • Remove weeds from basins around the trees by hand weeding before manure and fertilizer application followed by mulching with organic materials. • Control weeds between rows by shallow cultivation and grow the regional recommended

			intercrop/cover crop. • Inter row space should kept weed free by light cultivation and using green manuring or inter cropping with leguminous crops.
Animal Sciences			
• Protect Animals/Birds from direct exposure to cold rain weather. • Avoid water logging of floor of the animal house. • Store sufficient dry feed for the period of inclement weather for uninterrupted feeding. • Check for build up of insect nests in animal houses & if required clean the same.			
Poultry	All stages		• Protect poultry houses from extreme rain/wind by covering with polythene sheets on the sheds. • Provide vitamin B complex @ 7ml/litre in drinking water daily in broiler for healthy growth. • Litter should be change periodically and provide clean drinking water and changed the water every day. • Diseased and dead birds should be immediately removed. • Regularly inspect the dropings of the poultry birds for any diseases symptom.
		Coccidiosis (Symptoms: blood/mucus in feaces)	• Provide plenty of fresh and clean drinking water. • Provide coccidiostatic like **Amprolium** @ 25-65 mg/kg feed once a day as a preventive measure against coccidiosis.
		Ranikhet disease	• Vaccinate the poultry birds with **F1/ Lasota vaccine** (1 drop) at the age of 4-7 days old and 35 days old through eye and nostril.
Piggery	All stages	Deworming	• Vaccinate all newly born piglets against swine fever at the age of 3 months followed by annual booster dose. • In endemic areas, vaccinate 6 months old pigs with FMD vaccine once in a year. • Iron supplementation in piglet to prevent from piglet anaemia during 1st week of age (0.5-1 ml IM/SC) repeat after 14 days. • Deworm your pigs by albendazole @ 5-10 mg/kg body weight once and repeat after 21 days.
		Skin infection (Scabies)	• Provide Ivermectin (Injection) @ 10mg/33kg body wt.
Cattle & Buffaloes	6-9 months calves	Brucellosis	• Vaccinate 6-9 months old Heifer (Female) with *Brucella abortus* cotton strain-19 @ 5ml subcutaneous on the neck
		Foot & Mouth Disease, HaemorrhagicSepticaemia, Black Quarter Deworming	• Undertake regular immunization of cattle & buffaloes against Foot & Mouth disease, Haemorrhagic septicaemia & Black Quarter. • To prevent FMD spread spray 4% sodium carbonate solution (400 gm Na_2 Co_3 in 10 litres of water) or lime/ bleaching powder should be spread every day atleast once around the farm premise & at the entry/exit atleast for 10 days. • Deworm your cattle & buffaloes by albendazole @ 5-10 mg/kg body weight once and repeat after 21 days. Do not give to pregnant & new born animals. • Vitamin and mixed supplements.

Fishery

- Maintain proper drainage system.
- Maintain of proper dyke.
- Fixing of net in the drainage pipe.

Major carp and minor carp fishes	Breeding activity		
			Nursery pond preparation: • Nursery ponds should be prepared properly before releasing the spawns in the nursery pond. Certain steps like removal of aquatic weeds and eradication of predatory and weed fishes are the major activity. **Breeding carps with synthetic hormones:** • Breeding of Major carps (**Catla, Rohu, Mrigal, Silver, Grass carp, Calbasu**) and minor carps (**Gonius, Puntius**) can be performed in circular hatchery and hapa breeding using hormones like Gonopro @ 0.6 ml/kg body weight (BW) for female and 0.3 ml/kg BW for male. **Acclimatization of spawns:** • Spawns after collecting from the hatching pool should be acclimatized properly and released in the Nursery ponds. **Feeding and monitoring water quality:** • Proper supplementary feeds should be given with Rice bran, mustard oil cake, fish meal, minerals and vitamins, formulated feed is most preferred. • Regular monitoring of pH and dissolved oxygen to maintain the water quality. • Apply lime regularly at the recommended dose.
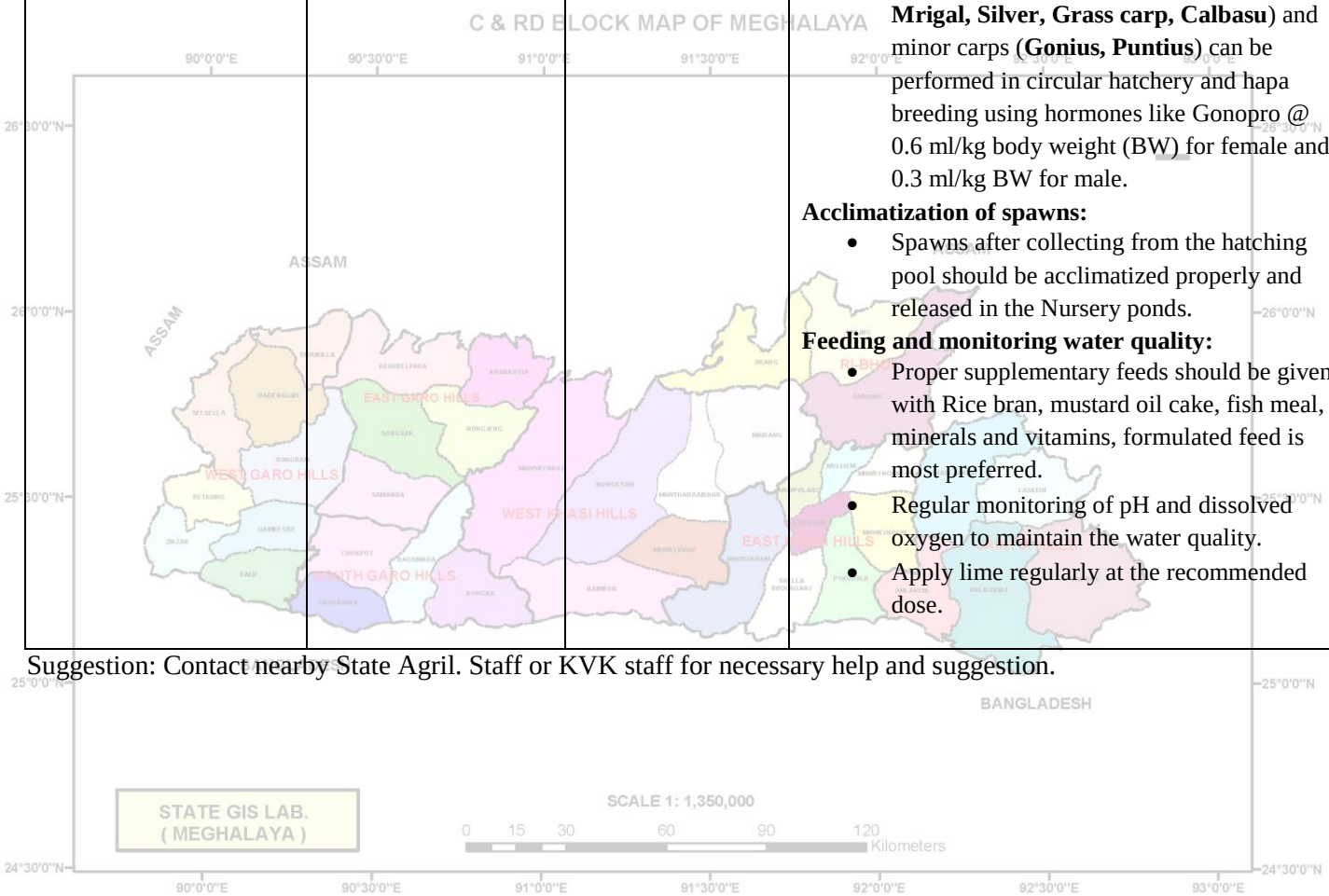
Suggestion: Contact nearby State Agril. Staff or KVK staff for necessary help and suggestion.