GRAMIN KRISHI MAUSAM SEWA
ICAR Research Complex for NEH Region
Umroi Road, Umiam – 793 103 Meghalaya
☎: Telephone No. : 0364 2570276 (O) Fax: 0364 2570213/Email: iaasbarapani@yahoo.in

RC (AE)/30/2011/ Bulletin/October'2018/57 Dated: 19/10/2018

Agro Advisory Bulletin – East Garo Hills
(Period 20th – 24th October, 2018)

Weather forecast valid up to 24th October, 2018

The possibility of Rainfall is 7.0mm for the next five days. Maximum Temp: 24-28°C, Minimum Temp: 15-18°C, Cloud cover: sky will be clear to mainly clear i.e. 0-1 Okta, Maximum RH: 91-95%, Minimum RH: 57-69%, Wind speed: 3-4 Kmph, Wind direction: East.

General Advisories:	Standardized precipitation outlook using SPI:
➢ Sprays may be given as there is likely to have no rain or very light rain during next five days. ➢ Keep the Vegetable field free from weeds.	➢ Mildly dry, hence irrigation may be provided.

Agro meteorological Advisories for coming 5 days

Main Crop/ Animal /Fisheries	Stage	Pest/Diseases	Agricultural Advisories
Sali/Kharif Rice (Lowland)	Heading stage	Sheath Blight Sheath Rot	• Crop should be monitored regularly for swarming caterpillar damage and follow ICAR pest management guidelines as soon as you notice the incidence. **Management guidelines are available on link"KIRAN"website:** http://www.kiran.nic.in/PEST%20ALERT%20Swarming%20caterpillar.html • Spray with Hexaconazole @ 1ml/litre of water at 15 days interval.
Kharif Rice (Upland)	Heading stage	Neck blast	• Spray with Tricyclazole @ 0.6 gm/litre of water.
Cole crops (Cabbage, Cauliflower, Broccoli)	Nursery Raising/ Transplanting		• Sow the seeds of broccoli (var. Pushpa, Aiswarya, Fiesta, Lucky), cabbage (H-139) & cauliflower (Local) in the nursery at 5 cm spacing between the line under the protected structures. • The nursery bed should be prepared by mixing well rotten FYM or compost @ 4 kg/m^2 with the soil. • Transplant one month old seedling on the raised bed at 45 x 45 cm spacing (Cabbage, Cauliflower, Broccoli) and 45 x 30 cm (Knol khol). • Prepared the pits by adding FYM (10t/ha) and chemical fertilizers (120:80:60 Kg/ha NPK).

		Damping off	• Transplant the seedling in evening and irrigate immediately if there is no rain. • Soil drenching with Fungicide (safe) @ 2-3g/l before sowing of seeds.
Root Crop (Radish, carrot)	Sowing		• Use improved cultivar such as Japanese white (Radish) and New Kuroda (Carrot). • Soak the seed of carrot over night in water before sowing. • Sow the seed on raised bed of 30-45 cm width. • sow the seed of carrot at 15-20 cm x 5-7 cm and radish at 25x15 cm spacing. • To maintain proper spacing thining should be done 15-20 days after sowing.
Cucurbits (Cucumber/Pumpkin/Bottle Gourd/ Ash Gourd/Squash)	Fruiting/Harvesting	Powdery mildew.	• Spray wettable Sulphur @3g/l for powdery mildew. • Mature fruits may be harvested.
French bean/Cowpea	Harvesting		• Harvest the tender pods for marketing and consumption.
Chilli & Brinjal	Harvesting		• Harvest fruit frequently. • Keep the field free from weeds.
Ginger & Turmeric	Bulking		• Keep the field free from weeds.
Khasi Mandarin	Fruit growth & development	Fruit fly	• **Nutrient application:** Apply 650g Urea + 1220g SSP + 450g MOP/tree. • Collection and discard of fallen fruits in orchard to avoid attraction of fruitfly. • Spray Malathion (2ml/l) over fruit to prevent fruit fly egg laying • **To prevent bird damage of fruit:** Bird netting or used traditional methods of bird control.
Animal Sciences			
Poultry	All stages		• Keep the poultry house well ventilated during day time. • Provide vitamin B complex @ 7ml/litre in drinking water daily in broiler for healthy growth. • Litter should be change periodically and provide clean drinking water and changed the water every day. • Diseased and dead birds should be immediately removed. • Regularly inspect the dropings of the poultry birds for any diseases symptom.
		Coccidiosis (Symptoms: blood/mucus in feaces)	• Provide plenty of fresh and clean drinking water. • Provide coccidiostatic like **Amprolium** @ 25-65 mg/kg feed once a day as a preventive measure against coccidiosis.
		Ranikhet disease	• Vaccinate the poultry birds with **F1/ Lasota**

			vaccine (1 drop) at the age of 4-7 days old and 35 days old through eye and nostril.
Piggery	All stages	Deworming	• Vaccinate all newly born piglets against swine fever at the age of 3 months followed by annual booster dose. • In endemic areas, vaccinate 6 months old pigs with FMD vaccine once in a year. • Iron supplementation in piglet to prevent from piglet anaemia during 1st week of age. • Deworm your pigs by albendazole @ 5-10 mg/kg body weight once and repeat after 21 days. Do not give to pregnant & new born.
		Skin infection (Scabies)	• Provide Ivermectin (Injection) @ 10mg/33kg body wt.
Cattle & Buffaloes	6-9 months calves	Brucellosis	• Vaccinate 6-9 months old calves with *Brucella abortus* cotton strain-19 @ 5ml subcutaneous on the neck
		Foot & Mouth Disease, HaemorrhagicSepticaemia, Black Quarter	• Undertake regular immunization of cattle & buffaloes against Foot & Mouth disease, Haemorrhagic septicaemia & Black Quarter. • To prevent FMD spread spray 4% sodium carbonate solution (400 gm Na_2 Co_3 in 10 litres of water) or lime/ bleaching powder should be spread every day atleast once around the farm premise & at the entry/exit atleast for 10 days.
		Deworming	• Deworm your cattle & buffaloes by albendazole @ 5-10 mg/kg body weight once and repeat after 21 days. Do not give to pregnant & new born animals.
Fishery			
Major carps and minor carps (Catle, Rohu, Mrigal, Grass carp, Silver carp, Gonius, Pengba, Bata, etc.)	All stages but fingerlings in particular	Saprolegnia	**Prophylactic measure:** Maintain the pH above 8. Liming properly till October and not disturbing the water till February **Treatment:** Salt bath for 2 mins @ 2g/Liter water and followed by 5ppm $KMnO_4$ thrice a week for 6 weeks.
		Epizootic Ulcerative Syndrome (EUS)	**Prophylactic measure:** Maintain the pH above 8. Liming properly till October and not disturbing the water till February **Treatment:** Apply CIFAX @ 1 litre/ha water spread area FISH-X @ 1 Litre/ha

Suggestion: Contact nearby State Agril. Staff or KVK staff for necessary help and suggestion.

GRAMIN KRISHI MAUSAM SEWA
ICAR Research Complex for NEH Region
Umroi Road, Umiam – 793 103 Meghalaya
☎: Telephone No. : 0364 2570276 (O) Fax: 0364 2570213/Email: iaasbarapani@yahoo.in

RC (AE)/30/2011/ Bulletin/October'2018/57 Dated: 19/10/2018

Agro Advisory Bulletin – EAST JAINTIA HILLS
(Period 20th – 24th October, 2018)

Weather forecast valid up to 24th October, 2018

The possibility of Rainfall is 14.0mm for the next five days. Maximum Temp: 27-28°C, Minimum Temp: 15-18°C, Cloud cover: sky will be mainly clear to partly cloudy i.e. 1-2 Okta, Maximum RH: 92-97%, Minimum RH: 52-66%, Wind speed: 3-4 Kmph, Wind direction: East-Southeast.

General Advisories:	Standardized precipitation outlook using SPI:
➢ Sprays may be avoided as there is likely to have light rain during next five days. ➢ Keep the Vegetable field free from weeds.	➢ Mildly dry, hence irrigation may be provided wherever needed.

Agro meteorological Advisories for coming 5 days

Main Crop/ Animal /Fisheries	Stage	Pest/Diseases	Agricultural Advisories
Sali/Kharif Rice (Lowland)	Flowering/ Milking	Swarming caterpillar/Armyworm Sheath Blight Sheath Rot	• Crop should be monitored regularly for swarming caterpillar damage and follow ICAR pest management guidelines as soon as you notice the incidence. **Management guidelines are available on link"KIRAN"website:** http://www.kiran.nic.in/PEST%20ALERT%20Swarming%20caterpillar.html • Spray with Hexaconazole @ 1ml/litre of water at 15 days interval.
Kharif Rice (Upland)	Flowering/ Milking	Neck blast	• Spray with Tricyclazole @ 0.6 gm/litre of water.
Cole crops (Cabbage, Cauliflower, Broccoli)	Nursery Raising/ Transplanting	Damping off	• Sow the seeds of broccoli (var. Pushpa, Aiswarya, Fiesta, Lucky), cabbage (H-139) & cauliflower (Local) in the nursery at 5 cm spacing between the line under the protected structures. • The nursery bed should be prepared by mixing well rotten FYM or compost @ 4 kg/m^2 with the soil. • Transplant one month old seedling on the raised bed at 45 x 45 cm spacing (Cabbage, Cauliflower, Broccoli) and 45 x 30 cm (Knol khol). • Prepared the pits by adding FYM (10t/ha) and chemical fertilizers (120:80:60 Kg/ha NPK).

			• Transplant the seedling in evening and irrigate immediately if there is no rain. • Soil drenching with Fungicide (safe) @ 2-3g/l before sowing of seeds.
Root Crop (Radish, carrot)	Sowing		• Use improved cultivar such as Japanese white (Radish) and New Kuroda (Carrot). • Soak the seed of carrot over night in water before sowing. • Sow the seed on raised bed of 30-45 cm width. • Sow the seed of carrot at 15-20 cm x 5-7 cm and radish at 25x15 cm spacing. • To maintain proper spacing thining should be done 15-20 days after sowing.
Cucurbits (Cucumber/Pumpkin/Bottle Gourd/ Ash Gourd/Squash)	Fruiting/Harvesting	Powdery mildew.	• Spray wettable Sulphur @3g/l for powdery mildew. • Mature fruits may be harvested.
French bean/Cowpea	Harvesting		• Harvest the tender pods for marketing and consumption.
Chilli & Brinjal	Harvesting		• Harvest fruit frequently. • Keep the field free from weeds.
Ginger & Turmeric	Bulking		• Keep the field free from weeds.
Khasi Mandarin	Fruit growth & development	Fruit fly	• **Nutrient application:** Apply 650g Urea + 1220g SSP + 450g MOP/tree. • Collection and discard of fallen fruits in orchard to avoid attraction of fruitfly. • Spray Malathion (2ml/l) over fruit to prevent fruit fly egg laying • **To prevent bird damage of fruit:** Bird netting or used traditional methods of bird control.
Animal Sciences			
Poultry	All stages		• Keep the poultry house well ventilated during day time. • Provide vitamin B complex @ 7ml/litre in drinking water daily in broiler for healthy growth. • Litter should be change periodically and provide clean drinking water and changed the water every day. • Diseased and dead birds should be immediately removed. • Regularly inspect the dropings of the poultry birds for any diseases symptom.
		Coccidiosis (Symptoms: blood/mucus in feaces)	• Provide plenty of fresh and clean drinking water. • Provide coccidiostatic like **Amprolium** @ 25-65 mg/kg feed once a day as a preventive measure against coccidiosis.
		Ranikhet disease	• Vaccinate the poultry birds with **F1/ Lasota vaccine** (1 drop) at the age of 4-7 days old and 35 days old through eye and nostril.

GRAMIN KRISHI MAUSAM SEWA
ICAR Research Complex for NEH Region
Umroi Road, Umiam – 793 103 Meghalaya
☎: Telephone No. : 0364 2570276 (O) Fax: 0364 2570213/Email: iaasbarapani@yahoo.in

Piggery	All stages	Deworming	• Vaccinate all newly born piglets against swine fever at the age of 3 months followed by annual booster dose. • In endemic areas, vaccinate 6 months old pigs with FMD vaccine once in a year. • Iron supplementation in piglet to prevent from piglet anaemia during 1st week of age. • Deworm your pigs by albendazole @ 5-10 mg/kg body weight once and repeat after 21 days. Do not give to pregnant & new born.
		Skin infection (Scabies)	• Provide Ivermectin (Injection) @ 10mg/33kg body wt.
Cattle & Buffaloes	6-9 months calves	Brucellosis	• Vaccinate 6-9 months old calves with *Brucella abortus* cotton strain-19 @ 5ml subcutaneous on the neck
		Foot & Mouth Disease, HaemorrhagicSepticaemia, Black Quarter	• Undertake regular immunization of cattle & buffaloes against Foot & Mouth disease, Haemorrhagic septicaemia & Black Quarter. • To prevent FMD spread spray 4% sodium carbonate solution (400 gm Na_2 Co_3 in 10 litres of water) or lime/ bleaching powder should be spread every day atleast once around the farm premise & at the entry/exit atleast for 10 days.
		Deworming	• Deworm your cattle & buffaloes by albendazole @ 5-10 mg/kg body weight once and repeat after 21 days. Do not give to pregnant & new born animals.
Fishery			
Major carps and minor carps (Catle, Rohu, Mrigal, Grass carp, Silver carp, Gonius, Pengba, Bata, etc.)	All stages but fingerlings in particular	Saprolegnia	**Prophylactic measure:** Maintain the pH above 8. Liming properly till October and not disturbing the water till February **Treatment:** Salt bath for 2 mins @ 2g/Liter water and followed by 5ppm $KMnO_4$ thrice a week for 6 weeks.
		Epizootic Ulcerative Syndrome (EUS)	**Prophylactic measure:** Maintain the pH above 8. Liming properly till October and not disturbing the water till February **Treatment:** Apply CIFAX @ 1 litre/ha water spread area FISH-X @ 1 Litre/ha

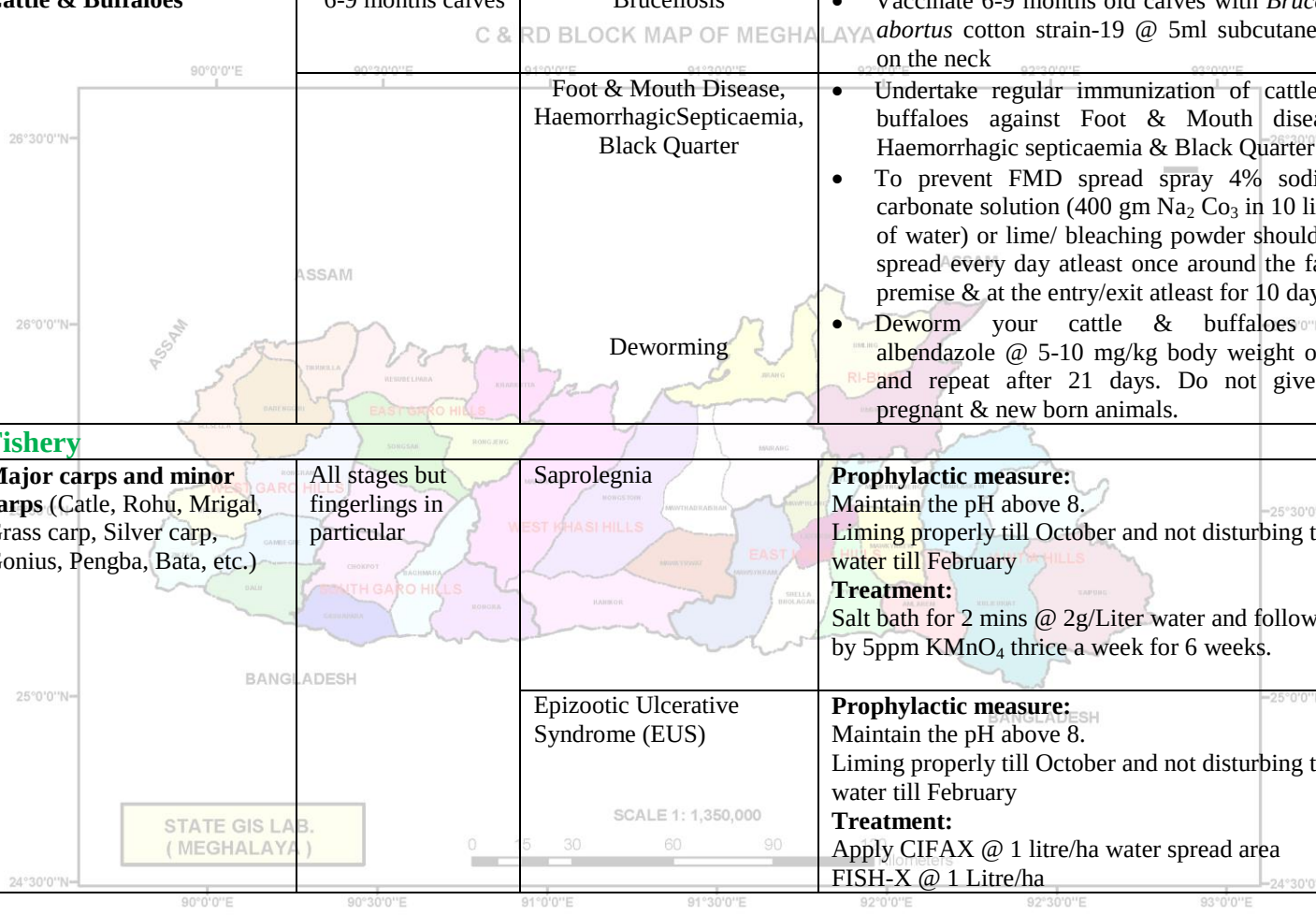

Suggestion: Contact nearby State Agril. Staff or KVK staff for necessary help and suggestion.

GRAMIN KRISHI MAUSAM SEWA
ICAR Research Complex for NEH Region
Umroi Road, Umiam – 793 103 Meghalaya
☎: Telephone No. : 0364 2570276 (O) Fax: 0364 2570213/Email: iaasbarapani@yahoo.in

RC (AE)/30/2011/ Bulletin/October'2018/57 Dated: 19/10/2018

Agro Advisory Bulletin – EAST KHASI HILLS
(Period 20th – 24th October, 2018)

Weather forecast valid up to 24th October, 2018

The possibility of Rainfall is 4.0mm for the next five days. Maximum Temp: 22-23°C, Minimum Temp: 11-12°C, Cloud cover: sky will be partly cloudy i.e. 3-4 Okta, Maximum RH: 79-92%, Minimum RH: 44-72%, Wind speed: 3-4 Kmph, Wind direction: Northeast-Northwest.

General Advisories:	Standardized precipitation outlook using SPI:
➢ Sprays may be given as there is likely to have no rain or very light rain during next five days. ➢ Keep the Vegetable field free from weeds.	➢ Moderately dry, hence irrigation may be provided.

Agro meteorological Advisories for coming 5 days

Main Crop/ Animal /Fisheries	Stage	Pest/Diseases	Agricultural Advisories
Sali/Kharif Rice (Lowland)	Flowering/ Milking	Swarming caterpillar/Armyworm	• Crop should be monitored regularly for swarming caterpillar damage and follow ICAR pest management guidelines as soon as you notice the incidence. **Management guidelines are available on link"KIRAN"website:** http://www.kiran.nic.in/PEST%20ALERT%20Swarming%20caterpillar.html
		Sheath Blight Sheath Rot	• Spray with Hexaconazole @ 1ml/litre of water at 15 days interval.
Kharif Rice (Upland)	Flowering/ Milking	Neck blast	• Spray with Tricyclazole @ 0.6 gm/litre of water.
Cole crops (Cabbage, Cauliflower, Broccoli)	Nursery Raising/ Transplanting	Damping off	• Sow the seeds of broccoli (var. Pushpa, Aiswarya, Fiesta, Lucky), cabbage (H-139) & cauliflower (Local) in the nursery at 5 cm spacing between the line under the protected structures. • The nursery bed should be prepared by mixing well rotten FYM or compost @ 4 kg/m^2 with the soil. • Transplant one month old seedling on the raised bed at 45 x 45 cm spacing (Cabbage, Cauliflower, Broccoli) and 45 x 30 cm (Knol khol). • Prepared the pits by adding FYM (10t/ha) and chemical fertilizers (120:80:60 Kg/ha NPK).

			• Transplant the seedling in evening and irrigate immediately if there is no rain. • Soil drenching with Fungicide (safe) @ 2-3g/l before sowing of seeds.
Root Crop (Radish, carrot)	Sowing		• Use improved cultivar such as Japanese white (Radish) and New Kuroda (Carrot). • Soak the seed of carrot over night in water before sowing. • Sow the seed on raised bed of 30-45 cm width. • Sow the seed of carrot at 15-20 cm x 5-7 cm and radish at 25x15 cm spacing. • To maintain proper spacing thining should be done 15-20 days after sowing.
Cucurbits (Cucumber/Pumpkin/Bottle Gourd/ Ash Gourd/Squash)	Fruiting/Harvesting	Powdery mildew.	• Spray wettable Sulphur @3g/l for powdery mildew. • Mature fruits may be harvested.
French bean/Cowpea	Harvesting		• Harvest the tender pods for marketing and consumption.
Chilli & Brinjal	Harvesting		• Harvest fruit frequently. • Keep the field free from weeds.
Ginger & Turmeric	Bulking		• Keep the field free from weeds.
Khasi Mandarin	Fruit growth & development	Fruit fly	• **Nutrient application:** Apply 650g Urea + 1220g SSP + 450g MOP/tree. • Collection and discard of fallen fruits in orchard to avoid attraction of fruitfly. • Spray Malathion (2ml/l) over fruit to prevent fruit fly egg laying • **To prevent bird damage of fruit:** Bird netting or used traditional methods of bird control.
Animal Sciences			
Poultry	All stages		• Keep the poultry house well ventilated during day time. • Provide vitamin B complex @ 7ml/litre in drinking water daily in broiler for healthy growth. • Litter should be change periodically and provide clean drinking water and changed the water every day. • Diseased and dead birds should be immediately removed. • Regularly inspect the dropings of the poultry birds for any diseases symptom.
		Coccidiosis (Symptoms: blood/mucus in feaces)	• Provide plenty of fresh and clean drinking water. • Provide coccidiostatic like **Amprolium** @ 25-65 mg/kg feed once a day as a preventive measure against coccidiosis.
		Ranikhet disease	• Vaccinate the poultry birds with **F1/ Lasota vaccine** (1 drop) at the age of 4-7 days old and 35 days old through eye and nostril.
Piggery	All stages		• Vaccinate all newly born piglets against swine

GRAMIN KRISHI MAUSAM SEWA
ICAR Research Complex for NEH Region
Umroi Road, Umiam – 793 103 Meghalaya
☎: Telephone No. : 0364 2570276 (O) Fax: 0364 2570213/Email: iaasbarapani@yahoo.in

		Deworming	fever at the age of 3 months followed by annual booster dose. • In endemic areas, vaccinate 6 months old pigs with FMD vaccine once in a year. • Iron supplementation in piglet to prevent from piglet anaemia during 1st week of age. • Deworm your pigs by albendazole @ 5-10 mg/kg body weight once and repeat after 21 days. Do not give to pregnant & new born.
		Skin infection (Scabies)	• Provide Ivermectin (Injection) @ 10mg/33kg body wt.
Cattle & Buffaloes	6-9 months calves	Brucellosis	• Vaccinate 6-9 months old calves with *Brucella abortus* cotton strain-19 @ 5ml subcutaneous on the neck
		Foot & Mouth Disease, HaemorrhagicSepticaemia, Black Quarter	• Undertake regular immunization of cattle & buffaloes against Foot & Mouth disease, Haemorrhagic septicaemia & Black Quarter. • To prevent FMD spread spray 4% sodium carbonate solution (400 gm Na_2 Co_3 in 10 litres of water) or lime/ bleaching powder should be spread every day atleast once around the farm premise & at the entry/exit atleast for 10 days.
		Deworming	• Deworm your cattle & buffaloes by albendazole @ 5-10 mg/kg body weight once and repeat after 21 days. Do not give to pregnant & new born animals.
Fishery			
Major carps and minor carps (Catle, Rohu, Mrigal, Grass carp, Silver carp, Gonius, Pengba, Bata, etc.)	All stages but fingerlings in particular	Saprolegnia	**Prophylactic measure:** Maintain the pH above 8. Liming properly till October and not disturbing the water till February **Treatment:** Salt bath for 2 mins @ 2g/Liter water and followed by 5ppm $KMnO_4$ thrice a week for 6 weeks.
		Epizootic Ulcerative Syndrome (EUS)	**Prophylactic measure:** Maintain the pH above 8. Liming properly till October and not disturbing the water till February **Treatment:** Apply CIFAX @ 1 litre/ha water spread area FISH-X @ 1 Litre/ha

Suggestion: Contact nearby State Agril. Staff or KVK staff for necessary help and suggestion.

GRAMIN KRISHI MAUSAM SEWA
ICAR Research Complex for NEH Region
Umroi Road, Umiam – 793 103 Meghalaya
☎: Telephone No. : 0364 2570276 (O) Fax: 0364 2570213/Email: iaasbarapani@yahoo.in

RC (AE)/30/2011/ Bulletin/October'2018/57 Dated: 19/10/2018

Agro Advisory Bulletin – NORTH GARO HILLS
(Period 20th – 24th October, 2018)

Weather forecast valid up to 24th October, 2018

The possibility of Rainfall is 3.0mm for the next five days. Maximum Temp: 24-25°C, Minimum Temp: 15-18°C, Cloud cover: sky will be clear i.e. 0 Okta, Maximum RH: 91-95%, Minimum RH: 61-67%, Wind speed: 3-4Kmph, Wind direction: East-Southeast.

General Advisories:	Standardized precipitation outlook using SPI:
➢ Sprays may be given as there is likely to have no rain or very light rain during next five days. ➢ Keep the Vegetable field free from weeds.	➢ Mildly dry, hence irrigation may be provided.

Agro meteorological Advisories for coming 5 days

Main Crop/ Animal /Fisheries	Stage	Pest/Diseases	Agricultural Advisories
Sali/Kharif Rice (Lowland)	Heading stage	Sheath Blight Sheath Rot	• Crop should be monitored regularly for swarming caterpillar damage and follow ICAR pest management guidelines as soon as you notice the incidence. **Management guidelines are available on link"KIRAN"website:** http://www.kiran.nic.in/PEST%20ALERT%20Swarming%20caterpillar.html • Spray with Hexaconazole @ 1ml/litre of water at 15 days interval.
Kharif Rice (Upland)	Heading stage	Neck blast	• Spray with Tricyclazole @ 0.6 gm/litre of water.
Cole crops (Cabbage, Cauliflower, Broccoli)	Nursery Raising/ Transplanting	Damping off	• Sow the seeds of broccoli (var. Pushpa, Aiswarya, Fiesta, Lucky), cabbage (H-139) & cauliflower (Local) in the nursery at 5 cm spacing between the line under the protected structures. • The nursery bed should be prepared by mixing well rotten FYM or compost @ 4 kg/m^2 with the soil. • Transplant one month old seedling on the raised bed at 45 x 45 cm spacing (Cabbage, Cauliflower, Broccoli) and 45 x 30 cm (Knol khol). • Prepared the pits by adding FYM (10t/ha) and chemical fertilizers (120:80:60 Kg/ha NPK). • Transplant the seedling in evening and irrigate immediately if there is no rain. • Soil drenching with Fungicide (safe) @ 2-3g/l before sowing of seeds.
Root Crop (Radish, carrot)	Sowing		• Use improved cultivar such as Japanese white (Radish) and New Kuroda (Carrot).

			• Soak the seed of carrot over night in water before sowing. • Sow the seed on raised bed of 30-45 cm width. • sow the seed of carrot at 15-20 cm x 5-7 cm and radish at 25x15 cm spacing. • To maintain proper spacing thining should be done 15-20 days after sowing.
Cucurbits (Cucumber/Pumpkin/ Bottle Gourd/ Ash Gourd/Squash)	Fruiting/Harvesting	Powdery mildew.	• Spray wettable Sulphur @3g/l for powdery mildew. • Mature fruits may be harvested.
French bean/Cowpea	Harvesting		• Harvest the tender pods for marketing and consumption.
Chilli & Brinjal	Harvesting		• Harvest fruit frequently. • Keep the field free from weeds.
Ginger & Turmeric	Bulking		• Keep the field free from weeds.
Khasi Mandarin	Fruit growth & development	Fruit fly	• **Nutrient application:** Apply 650g Urea + 1220g SSP + 450g MOP/tree. • Collection and discard of fallen fruits in orchard to avoid attraction of fruitfly. • Spray Malathion (2ml/l) over fruit to prevent fruit fly egg laying • **To prevent bird damage of fruit:** Bird netting or used traditional methods of bird control.
Animal Sciences			
Poultry	All stages		• Keep the poultry house well ventilated during day time. • Provide vitamin B complex @ 7ml/litre in drinking water daily in broiler for healthy growth. • Litter should be change periodically and provide clean drinking water and changed the water every day. • Diseased and dead birds should be immediately removed. • Regularly inspect the dropings of the poultry birds for any diseases symptom.
		Coccidiosis (Symptoms: blood/mucus in feaces)	• Provide plenty of fresh and clean drinking water. • Provide coccidiostatic like **Amprolium** @ 25-65 mg/kg feed once a day as a preventive measure against coccidiosis.
		Ranikhet disease	• Vaccinate the poultry birds with **F1/ Lasota vaccine** (1 drop) at the age of 4-7 days old and 35 days old through eye and nostril.
Piggery	All stages	Deworming	• Vaccinate all newly born piglets against swine fever at the age of 3 months followed by annual booster dose. • In endemic areas, vaccinate 6 months old pigs with FMD vaccine once in a year. • Iron supplementation in piglet to prevent from piglet anaemia during 1st week of age. • Deworm your pigs by albendazole @ 5-10 mg/kg body weight once and repeat after 21 days. Do not give to pregnant & new born.
		Skin infection	• Provide Ivermectin (Injection) @ 10mg/33kg body wt.

GRAMIN KRISHI MAUSAM SEWA
ICAR Research Complex for NEH Region
Umroi Road, Umiam – 793 103 Meghalaya
☎: Telephone No. : 0364 2570276 (O) Fax: 0364 2570213/Email: iaasbarapani@yahoo.in

		(Scabies)	
Cattle & Buffaloes	6-9 months calves	Brucellosis	• Vaccinate 6-9 months old calves with *Brucella abortus* cotton strain-19 @ 5ml subcutaneous on the neck
		Foot & Mouth Disease, HaemorrhagicSepticaemia, Black Quarter	• Undertake regular immunization of cattle & buffaloes against Foot & Mouth disease, Haemorrhagic septicaemia & Black Quarter. • To prevent FMD spread spray 4% sodium carbonate solution (400 gm Na_2 Co_3 in 10 litres of water) or lime/ bleaching powder should be spread every day atleast once around the farm premise & at the entry/exit atleast for 10 days. • Deworm your cattle & buffaloes by albendazole @ 5-10 mg/kg body weight once and repeat after 21 days. Do not give to pregnant & new born animals.
		Deworming	
Fishery			
Major carps and minor carps (Catle, Rohu, Mrigal, Grass carp, Silver carp, Gonius, Pengba, Bata, etc.)	All stages but fingerlings in particular	Saprolegnia	**Prophylactic measure:** Maintain the pH above 8. Liming properly till October and not disturbing the water till February **Treatment:** Salt bath for 2 mins @ 2g/Liter water and followed by 5ppm $KMnO_4$ thrice a week for 6 weeks.
		Epizootic Ulcerative Syndrome (EUS)	**Prophylactic measure:** Maintain the pH above 8. Liming properly till October and not disturbing the water till February **Treatment:** Apply CIFAX @ 1 litre/ha water spread area FISH-X @ 1 Litre/ha

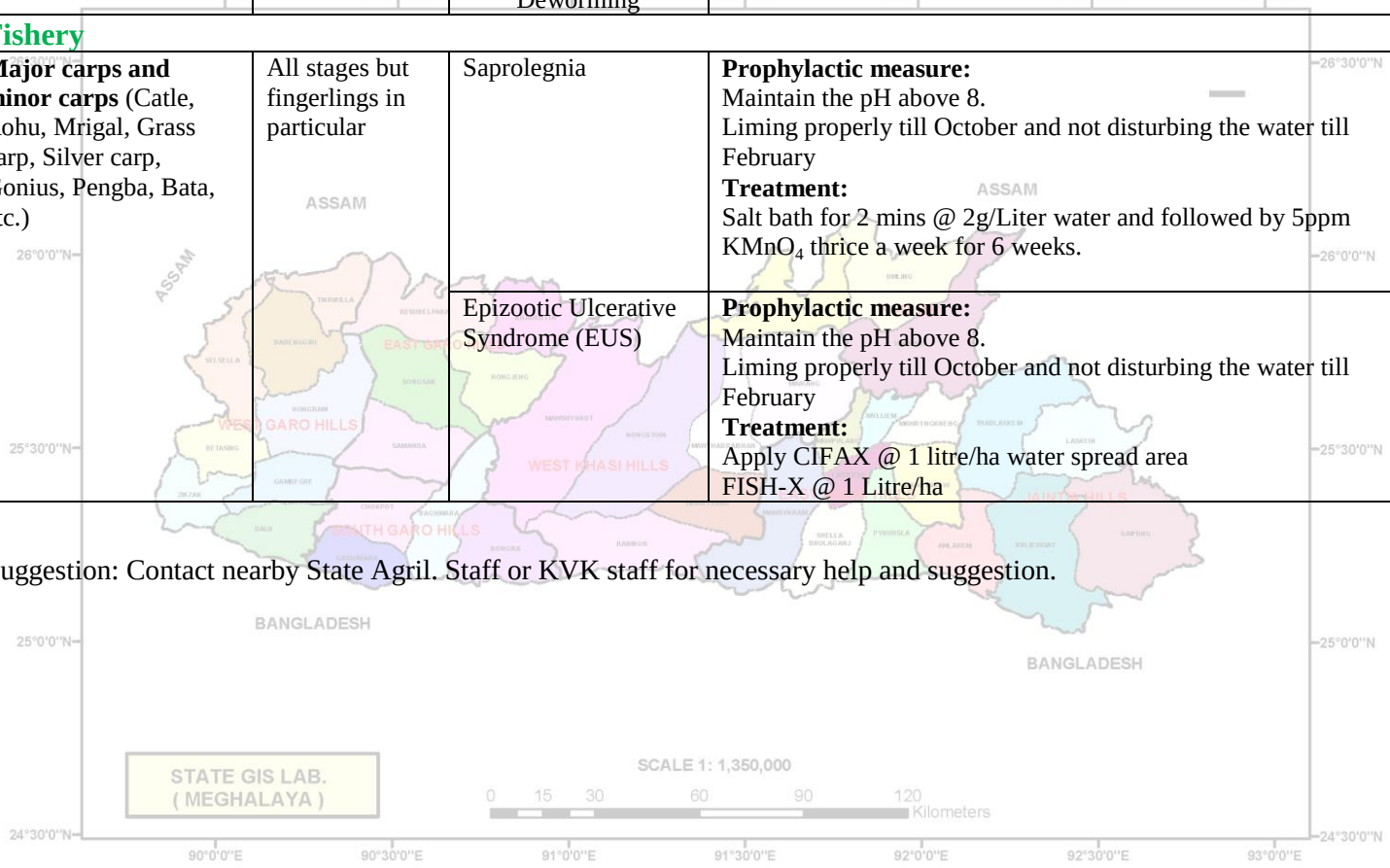

Suggestion: Contact nearby State Agril. Staff or KVK staff for necessary help and suggestion.

GRAMIN KRISHI MAUSAM SEWA
ICAR Research Complex for NEH Region
Umroi Road, Umiam – 793 103 Meghalaya
☎: Telephone No. : 0364 2570276 (O) Fax: 0364 2570213/Email: iaasbarapani@yahoo.in

RC (AE)/30/2011/ Bulletin/October'2018/57 Dated: 19/10/2018

Agro Advisory Bulletin – Ri-Bhoi
(Period 20th – 24th October, 2018)

Weather summery of the past four days	Weather forecast valid up to 24th October, 2018
Sky was mainly cloudy with 5.4 mm of rainfall. Maximum temperatures ranged between 23.5-28.0°C and minimum ranged between 15.6–19.7°C. Mean relative humidity was 90-95% in morning and 62-64% in evening. Wind speed ranged between 2-3 kmph.	The possibility of Rainfall is 2.0mm for the next five days. Maximum Temp: 24.0-25.0°C, Minimum Temp: 12.0-14.0°C, Cloud cover: sky will be clear to partly cloudy i.e. 0-5 Okta, Maximum RH: 92-95%, Minimum RH: 54-68%, Wind speed: 2-3 Kmph, Wind direction: Southeast.
General Advisories: ➢ Sprays may be given as there is likely to have no rain/very light rain during next five days. ➢ Keep the Vegetable field free from weeds.	**Standardized precipitation outlook using SPI:** ➢ Mildly dry, hence irrigation may be provided.

Agro meteorological Advisories for coming 5 days

Main Crop/ Animal /Fisheries	Stage	Pest/Diseases	Agricultural Advisories
Sali/Kharif Rice (Lowland)	Flowering/ Milking	Swarming caterpillar/Army worm	• Crop should be monitored regularly for swarming caterpillar damage and follow ICAR pest management guidelines as soon as you notice the incidence. **Management guidelines are available on link"KIRAN"website:** http://www.kiran.nic.in/PEST%20ALERT%20Swarming%20caterpillar.html • Spray with Hexaconazole @ 1ml/litre of water at 15 days interval.
		Sheath Blight Sheath Rot	
Kharif Rice (Upland)	Flowering/ Milking	Neck blast	• Spray with Tricyclazole @ 0.6 gm/litre of water.
Cole crops (Cabbage, Cauliflower, Broccoli)	Nursery Raising/ Transplanting	Damping off	• Sow the seeds of broccoli (var. Pushpa, Aiswarya, Fiesta, Lucky), cabbage (H-139) & cauliflower (Local) in the nursery at 5 cm spacing between the line under the protected structures. • The nursery bed should be prepared by mixing well rotten FYM or compost @ 4 kg/m^2 with the soil. • Transplant one month old seedling on the raised bed at 45 x 45 cm spacing (Cabbage, Cauliflower, Broccoli) and 45 x 30 cm (Knol khol). • Prepared the pits by adding FYM (10t/ha) and chemical fertilizers (120:80:60 Kg/ha NPK). • Transplant the seedling in evening and irrigate immediately if there is no rain. • Soil drenching with Fungicide (safe) @ 2-3g/l before sowing

			of seeds.
Root Crop (Radish, carrot)	Sowing		• Use improved cultivar such as Japanese white (Radish) and New Kuroda (Carrot). • Soak the seed of carrot over night in water before sowing. • Sow the seed on raised bed of 30-45 cm width. • Sow the seed of carrot at 15-20 cm x 5-7 cm and radish at 25x15 cm spacing. • To maintain proper spacing thining should be done 15-20 days after sowing.
Cucurbits (Cucumber/Pumpkin/ Bottle Gourd/ Ash Gourd/Squash)	Fruiting/Harvesting	Powdery mildew.	• Spray wettable Sulphur @3g/l for powdery mildew. • Mature fruits may be harvested.
French bean/Cowpea	Harvesting		• Harvest the tender pods for marketing and consumption.
Chilli & Brinjal	Harvesting		• Harvest fruit frequently. • Keep the field free from weeds.
Ginger & Turmeric	Bulking		• Keep the field free from weeds.
Khasi Mandarin	Fruit growth & development	Fruit fly	• **Nutrient application:** Apply 650g Urea + 1220g SSP + 450g MOP/tree. • Collection and discard of fallen fruits in orchard to avoid attraction of fruitfly. • Spray Malathion (2ml/l) over fruit to prevent fruit fly egg laying • **To prevent bird damage of fruit:** Bird netting or used traditional methods of bird control.
Animal Sciences			
Poultry	All stages		• Keep the poultry house well ventilated during day time. • Provide vitamin B complex @ 7ml/litre in drinking water daily in broiler for healthy growth. • Litter should be change periodically and provide clean drinking water and changed the water every day. • Diseased and dead birds should be immediately removed. • Regularly inspect the dropings of the poultry birds for any diseases symptom.
		Coccidiosis (Symptoms: blood/mucus in feaces)	• Provide plenty of fresh and clean drinking water. • Provide coccidiostatic like **Amprolium** @ 25-65 mg/kg feed once a day as a preventive measure against coccidiosis.
		Ranikhet disease	• Vaccinate the poultry birds with **F1/ Lasota vaccine** (1 drop) at the age of 4-7 days old and 35 days old through eye and nostril.
Piggery	All stages		• Vaccinate all newly born piglets against swine fever at the age of 3 months followed by annual booster dose. • In endemic areas, vaccinate 6 months old pigs with FMD vaccine once in a year. • Iron supplementation in piglet to prevent from piglet anaemia during 1st week of age.

GRAMIN KRISHI MAUSAM SEWA
ICAR Research Complex for NEH Region
Umroi Road, Umiam – 793 103 Meghalaya
☎: Telephone No. : 0364 2570276 (O) Fax: 0364 2570213/Email: iaasbarapani@yahoo.in

		Deworming	• Deworm your pigs by albendazole @ 5-10 mg/kg body weight once and repeat after 21 days. Do not give to pregnant & new born.
		Skin infection (Scabies)	• Provide Ivermectin (Injection) @ 10mg/33kg body wt.
Cattle & Buffaloes	6-9 months calves	Brucellosis	• Vaccinate 6-9 months old calves with *Brucella abortus* cotton strain-19 @ 5ml subcutaneous on the neck
		Foot & Mouth Disease, HaemorrhagicSepticaemia, Black Quarter	• Undertake regular immunization of cattle & buffaloes against Foot & Mouth disease, Haemorrhagic septicaemia & Black Quarter. • To prevent FMD spread spray 4% sodium carbonate solution (400 gm Na_2 Co_3 in 10 litres of water) or lime/ bleaching powder should be spread every day atleast once around the farm premise & at the entry/exit atleast for 10 days.
		Deworming	• Deworm your cattle & buffaloes by albendazole @ 5-10 mg/kg body weight once and repeat after 21 days. Do not give to pregnant & new born animals.
Fishery			
Major carps and minor carps (Catle, Rohu, Mrigal, Grass carp, Silver carp, Gonius, Pengba, Bata, etc.)	All stages but fingerlings in particular	Saprolegnia	**Prophylactic measure:** Maintain the pH above 8. Liming properly till October and not disturbing the water till February **Treatment:** Salt bath for 2 mins @ 2g/Liter water and followed by 5ppm $KMnO_4$ thrice a week for 6 weeks.
		Epizootic Ulcerative Syndrome (EUS)	**Prophylactic measure:** Maintain the pH above 8. Liming properly till October and not disturbing the water till February **Treatment:** Apply CIFAX @ 1 litre/ha water spread area FISH-X @ 1 Litre/ha

Suggestion: Contact nearby State Agril. Staff or KVK staff for necessary help and suggestion.

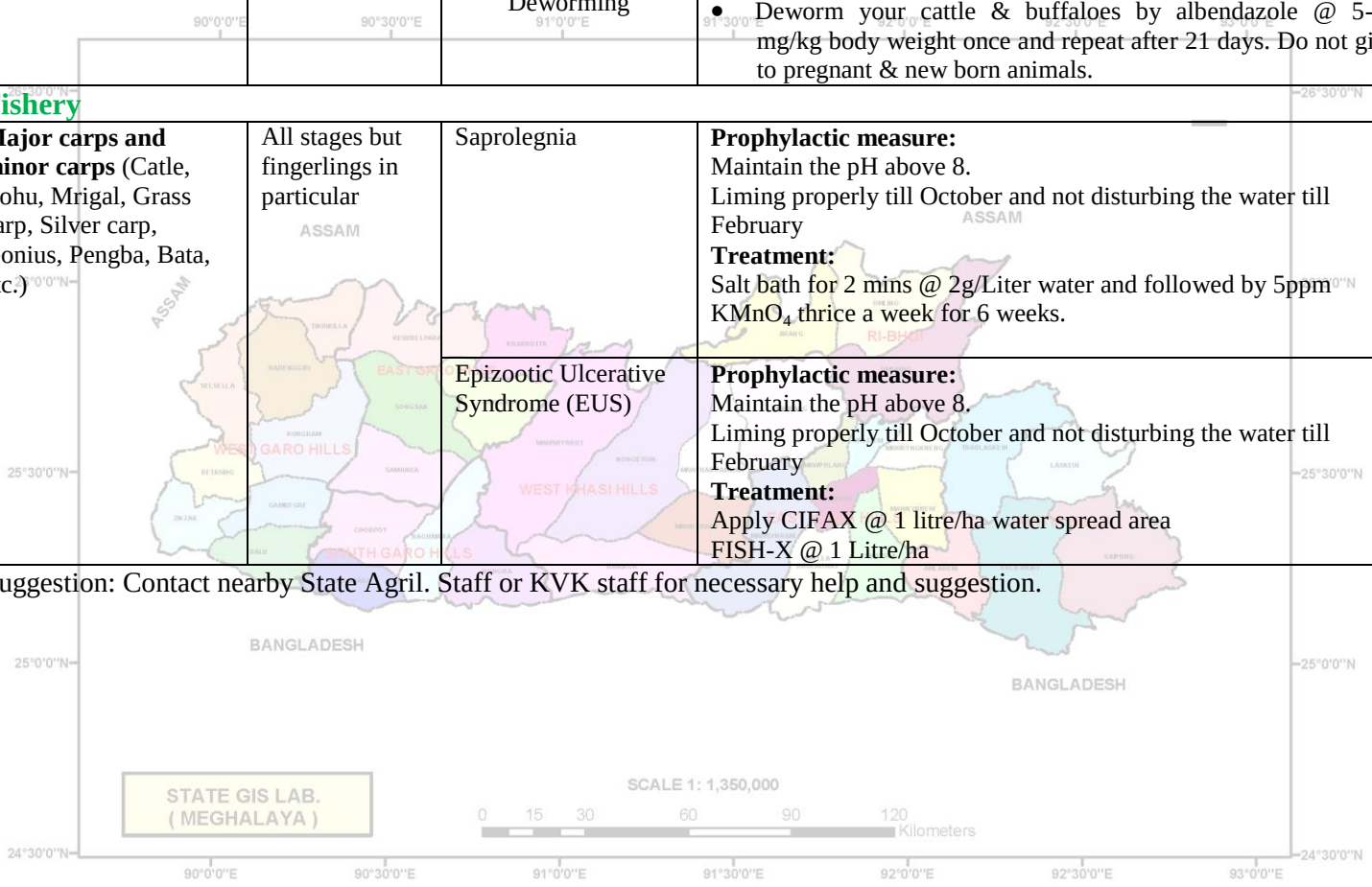

GRAMIN KRISHI MAUSAM SEWA
ICAR Research Complex for NEH Region
Umroi Road, Umiam – 793 103 Meghalaya
☎: Telephone No. : 0364 2570276 (O) Fax: 0364 2570213/Email: iaasbarapani@yahoo.in

RC (AE)/30/2011/ Bulletin/October'2018/57 Dated: 19/10/2018

Agro Advisory Bulletin – SOUTH GARO HILLS
(Period 20th – 24th October, 2018)

Weather forecast valid up to 24th October, 2018

The possibility of Rainfall is 12.0mm for the next five days. Maximum Temp: 26-28°C, Minimum Temp: 17-18°C, Cloud cover: sky will be clear to mainly clear i.e. 0-1 Okta, Maximum RH: 89-93%, Minimum RH: 43-56%, Wind speed: 2-3 Kmph, Wind direction: Northeast.

General Advisories:	Standardized precipitation outlook using SPI:
➢ Sprays may be avoided as there is likely to have light rain during next five days. ➢ Keep the Vegetable field free from weeds.	➢ Mildly dry, hence irrigation may be provided.

Agro meteorological Advisories for coming 5 days

Main Crop/ Animal /Fisheries	Stage	Pest/Diseases	Agricultural Advisories
Sali/Kharif Rice (Lowland)	Heading stage	Sheath Blight Sheath Rot	• Crop should be monitored regularly for swarming caterpillar damage and follow ICAR pest management guidelines as soon as you notice the incidence. **Management guidelines are available on link"KIRAN"website:** http://www.kiran.nic.in/PEST%20ALERT%20Swarming%20caterpillar.html • Spray with Hexaconazole @ 1ml/litre of water at 15 days interval.
Kharif Rice (Upland)	Heading stage	Neck blast	• Spray with Tricyclazole @ 0.6 gm/litre of water.
Cole crops (Cabbage, Cauliflower, Broccoli)	Nursery Raising/ Transplanting		• Sow the seeds of broccoli (var. Pushpa, Aiswarya, Fiesta, Lucky), cabbage (H-139) & cauliflower (Local) in the nursery at 5 cm spacing between the line under the protected structures. • The nursery bed should be prepared by mixing well rotten FYM or compost @ 4 kg/m^2 with the soil. • Transplant one month old seedling on the raised bed at 45 x 45 cm spacing (Cabbage, Cauliflower, Broccoli) and 45 x 30 cm (Knol khol).

		Damping off	• Prepared the pits by adding FYM (10t/ha) and chemical fertilizers (120:80:60 Kg/ha NPK). • Transplant the seedling in evening and irrigate immediately if there is no rain. • Soil drenching with Fungicide (safe) @ 2-3g/l before sowing of seeds.
Root Crop (Radish, carrot)	Sowing		• Use improved cultivar such as Japanese white (Radish) and New Kuroda (Carrot). • Soak the seed of carrot over night in water before sowing. • Sow the seed on raised bed of 30-45 cm width. • sow the seed of carrot at 15-20 cm x 5-7 cm and radish at 25x15 cm spacing. • To maintain proper spacing thining should be done 15-20 days after sowing.
Cucurbits (Cucumber/Pumpkin/Bottle Gourd/ Ash Gourd/Squash)	Fruiting/Harvesting	Powdery mildew.	• Spray wettable Sulphur @3g/l for powdery mildew. • Mature fruits may be harvested.
French bean/Cowpea	Harvesting		• Harvest the tender pods for marketing and consumption.
Chilli & Brinjal	Harvesting		• Harvest fruit frequently. • Keep the field free from weeds.
Ginger & Turmeric	Bulking		• Keep the field free from weeds.
Khasi Mandarin	Fruit growth & development	Fruit fly	• **Nutrient application:** Apply 650g Urea + 1220g SSP + 450g MOP/tree. • Collection and discard of fallen fruits in orchard to avoid attraction of fruitfly. • Spray Malathion (2ml/l) over fruit to prevent fruit fly egg laying • **To prevent bird damage of fruit:** Bird netting or used traditional methods of bird control.
Animal Sciences			
Poultry	All stages		• Keep the poultry house well ventilated during day time. • Provide vitamin B complex @ 7ml/litre in drinking water daily in broiler for healthy growth. • Litter should be change periodically and provide clean drinking water and changed the water every day. • Diseased and dead birds should be immediately removed. • Regularly inspect the dropings of the

			poultry birds for any diseases symptom.
		Coccidiosis (Symptoms: blood/mucus in feaces)	• Provide plenty of fresh and clean drinking water. • Provide coccidiostatic like **Amprolium** @ 25-65 mg/kg feed once a day as a preventive measure against coccidiosis.
		Ranikhet disease	• Vaccinate the poultry birds with **F1/ Lasota vaccine** (1 drop) at the age of 4-7 days old and 35 days old through eye and nostril.
Piggery	All stages		• Vaccinate all newly born piglets against swine fever at the age of 3 months followed by annual booster dose.
			• In endemic areas, vaccinate 6 months old pigs with FMD vaccine once in a year. • Iron supplementation in piglet to prevent from piglet anaemia during 1st week of age.
		Deworming	• Deworm your pigs by albendazole @ 5-10 mg/kg body weight once and repeat after 21 days. Do not give to pregnant & new born.
		Skin infection (Scabies)	• Provide Ivermectin (Injection) @ 10mg/33kg body wt.
Cattle & Buffaloes	6-9 months calves	Brucellosis	• Vaccinate 6-9 months old calves with *Brucella abortus* cotton strain-19 @ 5ml subcutaneous on the neck
		Foot & Mouth Disease, HaemorrhagicSepticaemia, Black Quarter	• Undertake regular immunization of cattle & buffaloes against Foot & Mouth disease, Haemorrhagic septicaemia & Black Quarter. • To prevent FMD spread spray 4% sodium carbonate solution (400 gm $Na_2 Co_3$ in 10 litres of water) or lime/ bleaching powder should be spread every day atleast once around the farm premise & at the entry/exit atleast for 10 days.
		Deworming	• Deworm your cattle & buffaloes by albendazole @ 5-10 mg/kg body weight once and repeat after 21 days. Do not give to pregnant & new born animals.
Fishery			
Major carps and minor carps (Catle, Rohu, Mrigal, Grass carp, Silver carp, Gonius, Pengba, Bata, etc.)	All stages but fingerlings in particular	Saprolegnia	**Prophylactic measure:** Maintain the pH above 8. Liming properly till October and not disturbing the water till February **Treatment:** Salt bath for 2 mins @ 2g/Liter water and followed by 5ppm $KMnO_4$ thrice a week for 6 weeks.

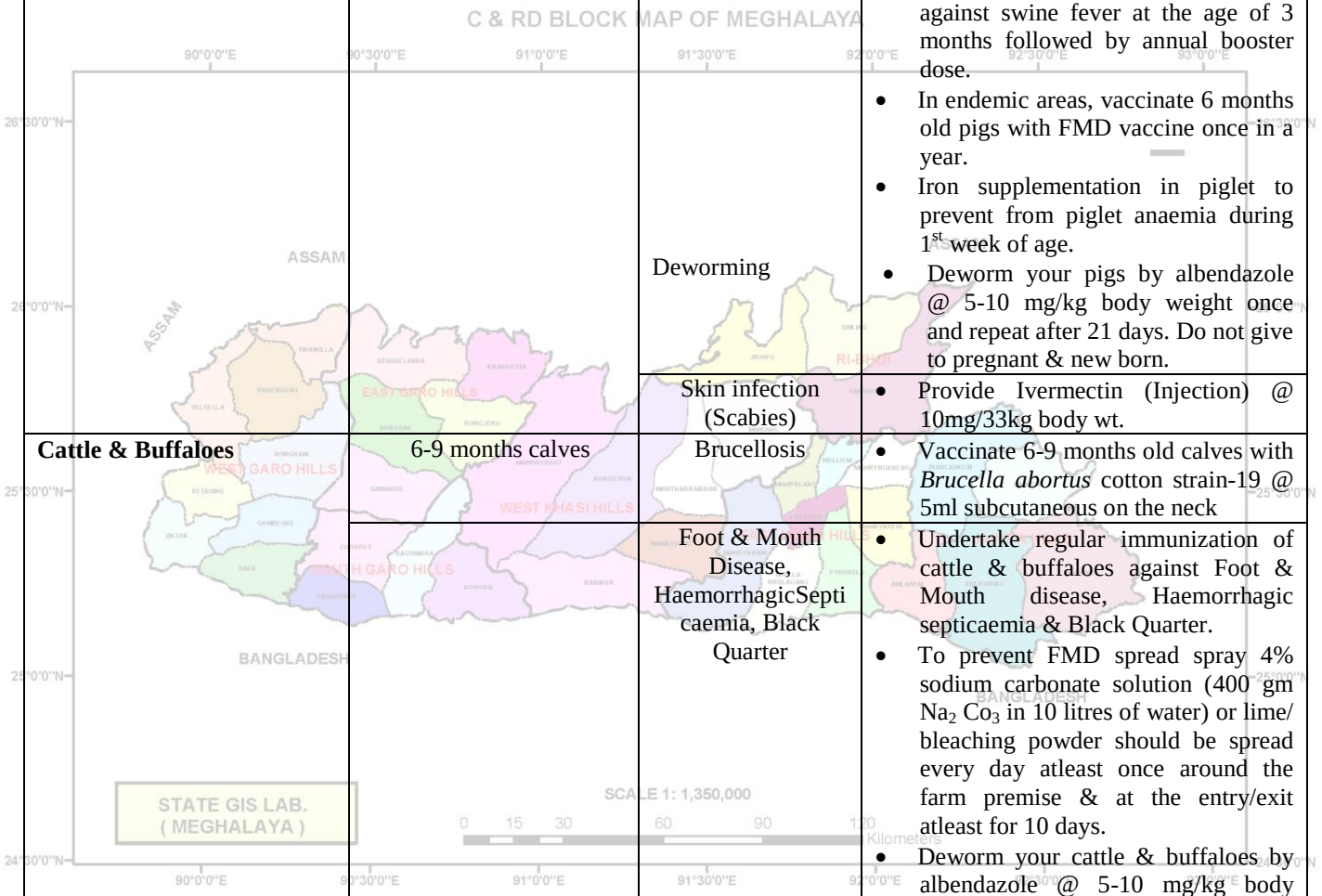

		Epizootic Ulcerative Syndrome (EUS)	**Prophylactic measure:** Maintain the pH above 8. Liming properly till October and not disturbing the water till February **Treatment:** Apply CIFAX @ 1 litre/ha water spread area FISH-X @ 1 Litre/ha

Suggestion: Contact nearby State Agril. Staff or KVK staff for necessary help and suggestion.

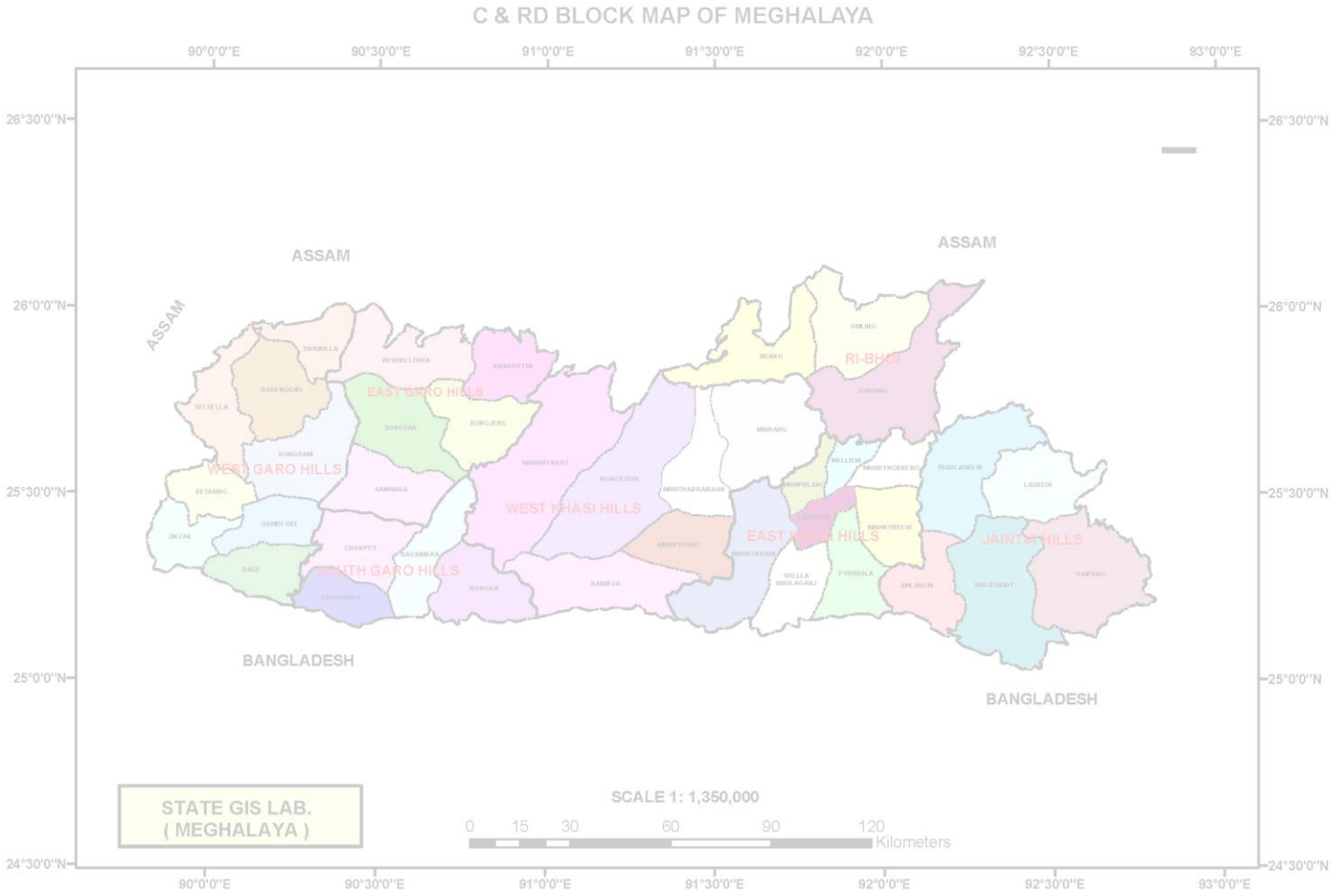

GRAMIN KRISHI MAUSAM SEWA
ICAR Research Complex for NEH Region
Umroi Road, Umiam – 793 103 Meghalaya
☎: Telephone No. : 0364 2570276 (O) Fax: 0364 2570213/Email: iaasbarapani@yahoo.in

RC (AE)/30/2011/ Bulletin/October'2018/57 Dated: 19/10/2018

Agro Advisory Bulletin – SOUTH WEST GARO HILLS
(Period 20th – 24th October, 2018)

Weather forecast valid up to 24th October, 2018

The possibility of Rainfall is 4.0mm for the next five days. Maximum Temp: 27-29°C, Minimum Temp: 17-18°C, Cloud cover: sky will be clear i.e. 0 Okta, Maximum RH: 84-90%, Minimum RH: 53-61%, Wind speed: 4-5 Kmph, Wind direction: East.

General Advisories:	Standardized precipitation outlook using SPI:
➢ Sprays may be given as there is likely to have no rain or very light rain during next five days. ➢ Keep the Vegetable field free from weeds.	➢ Mildly dry, hence irrigation may be provided.

Agro meteorological Advisories for coming 5 days

Main Crop/ Animal /Fisheries	Stage	Pest/Diseases	Agricultural Advisories
Sali/Kharif Rice (Lowland)	Heading stage	Sheath Blight Sheath Rot	• Crop should be monitored regularly for swarming caterpillar damage and follow ICAR pest management guidelines as soon as you notice the incidence. **Management guidelines are available on link"KIRAN"website:** http://www.kiran.nic.in/PEST%20ALERT%20Swarming%20caterpillar.html • Spray with Hexaconazole @ 1ml/litre of water at 15 days interval.
Kharif Rice (Upland)	Heading stage	Neck blast	• Spray with Tricyclazole @ 0.6 gm/litre of water.
Cole crops (Cabbage, Cauliflower, Broccoli)	Nursery Raising/ Transplanting		• Sow the seeds of broccoli (var. Pushpa, Aiswarya, Fiesta, Lucky), cabbage (H-139) & cauliflower (Local) in the nursery at 5 cm spacing between the line under the protected structures. • The nursery bed should be prepared by mixing well rotten FYM or compost @ 4 kg/m^2 with the soil. • Transplant one month old seedling on the raised bed at 45 x 45 cm spacing (Cabbage, Cauliflower, Broccoli) and 45 x 30 cm (Knol khol). • Prepared the pits by adding FYM

		Damping off	(10t/ha) and chemical fertilizers (120:80:60 Kg/ha NPK). • Transplant the seedling in evening and irrigate immediately if there is no rain. • Soil drenching with Fungicide (safe) @ 2-3g/l before sowing of seeds.
Root Crop (Radish, carrot)	Sowing		• Use improved cultivar such as Japanese white (Radish) and New Kuroda (Carrot). • Soak the seed of carrot over night in water before sowing. • Sow the seed on raised bed of 30-45 cm width. • sow the seed of carrot at 15-20 cm x 5-7 cm and radish at 25x15 cm spacing. • To maintain proper spacing thining should be done 15-20 days after sowing.
Cucurbits (Cucumber/Pumpkin/Bottle Gourd/ Ash Gourd/Squash)	Fruiting/Harvesting	Powdery mildew.	• Spray wettable Sulphur @3g/l for powdery mildew. • Mature fruits may be harvested.
French bean/Cowpea	Harvesting		• Harvest the tender pods for marketing and consumption.
Chilli & Brinjal	Harvesting		• Harvest fruit frequently. • Keep the field free from weeds.
Ginger & Turmeric	Bulking		• Keep the field free from weeds.
Khasi Mandarin	Fruit growth & development	Fruit fly	• **Nutrient application:** Apply 650g Urea + 1220g SSP + 450g MOP/tree. • Collection and discard of fallen fruits in orchard to avoid attraction of fruitfly. • Spray Malathion (2ml/l) over fruit to prevent fruit fly egg laying • **To prevent bird damage of fruit:** Bird netting or used traditional methods of bird control.
Animal Sciences			
Poultry	All stages		• Keep the poultry house well ventilated during day time. • Provide vitamin B complex @ 7ml/litre in drinking water daily in broiler for healthy growth. • Litter should be change periodically and provide clean drinking water and changed the water every day. • Diseased and dead birds should be immediately removed. • Regularly inspect the dropings of the poultry birds for any diseases

C & RD BLOCK MAP OF MEGHALAYA
STATE GIS LAB. (MEGHALAYA)
SCALE 1: 1,350,000

GRAMIN KRISHI MAUSAM SEWA
ICAR Research Complex for NEH Region
Umroi Road, Umiam – 793 103 Meghalaya
☎: Telephone No. : 0364 2570276 (O) Fax: 0364 2570213/Email: iaasbarapani@yahoo.in

			symptom.
		Coccidiosis (Symptoms: blood/mucus in feaces)	• Provide plenty of fresh and clean drinking water. • Provide coccidiostatic like **Amprolium** @ 25-65 mg/kg feed once a day as a preventive measure against coccidiosis.
		Ranikhet disease	• Vaccinate the poultry birds with **F1/ Lasota vaccine** (1 drop) at the age of 4-7 days old and 35 days old through eye and nostril.
Piggery	All stages		• Vaccinate all newly born piglets against swine fever at the age of 3 months followed by annual booster dose. • In endemic areas, vaccinate 6 months old pigs with FMD vaccine once in a year. • Iron supplementation in piglet to prevent from piglet anaemia during 1st week of age.
		Deworming	• Deworm your pigs by albendazole @ 5-10 mg/kg body weight once and repeat after 21 days. Do not give to pregnant & new born.
		Skin infection (Scabies)	• Provide Ivermectin (Injection) @ 10mg/33kg body wt.
Cattle & Buffaloes	6-9 months calves	Brucellosis	• Vaccinate 6-9 months old calves with *Brucella abortus* cotton strain-19 @ 5ml subcutaneous on the neck
		Foot & Mouth Disease, HaemorrhagicSepticaemia, Black Quarter	• Undertake regular immunization of cattle & buffaloes against Foot & Mouth disease, Haemorrhagic septicaemia & Black Quarter. • To prevent FMD spread spray 4% sodium carbonate solution (400 gm $Na_2 Co_3$ in 10 litres of water) or lime/ bleaching powder should be spread every day atleast once around the farm premise & at the entry/exit atleast for 10 days.
		Deworming	• Deworm your cattle & buffaloes by albendazole @ 5-10 mg/kg body weight once and repeat after 21 days. Do not give to pregnant & new born animals.
Fishery			
Major carps and minor carps (Catle, Rohu, Mrigal, Grass carp, Silver carp, Gonius, Pengba, Bata, etc.)	All stages but fingerlings in particular	Saprolegnia	**Prophylactic measure:** Maintain the pH above 8. Liming properly till October and not disturbing the water till February **Treatment:** Salt bath for 2 mins @ 2g/Liter water and followed by 5ppm $KMnO_4$ thrice a week for 6 weeks.

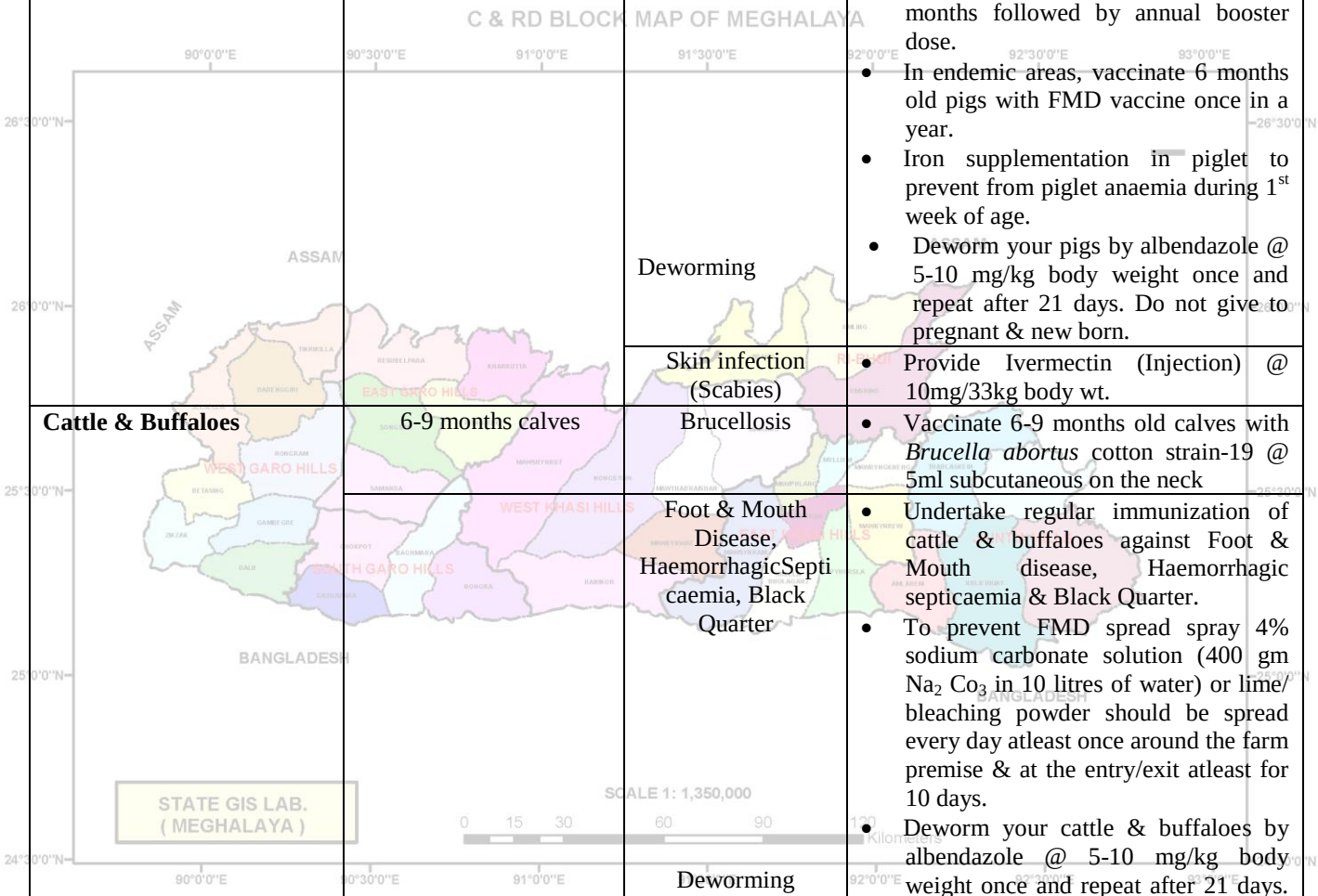

		Epizootic Ulcerative Syndrome (EUS)	**Prophylactic measure:** Maintain the pH above 8. Liming properly till October and not disturbing the water till February **Treatment:** Apply CIFAX @ 1 litre/ha water spread area FISH-X @ 1 Litre/ha

Suggestion: Contact nearby State Agril. Staff or KVK staff for necessary help and suggestion.

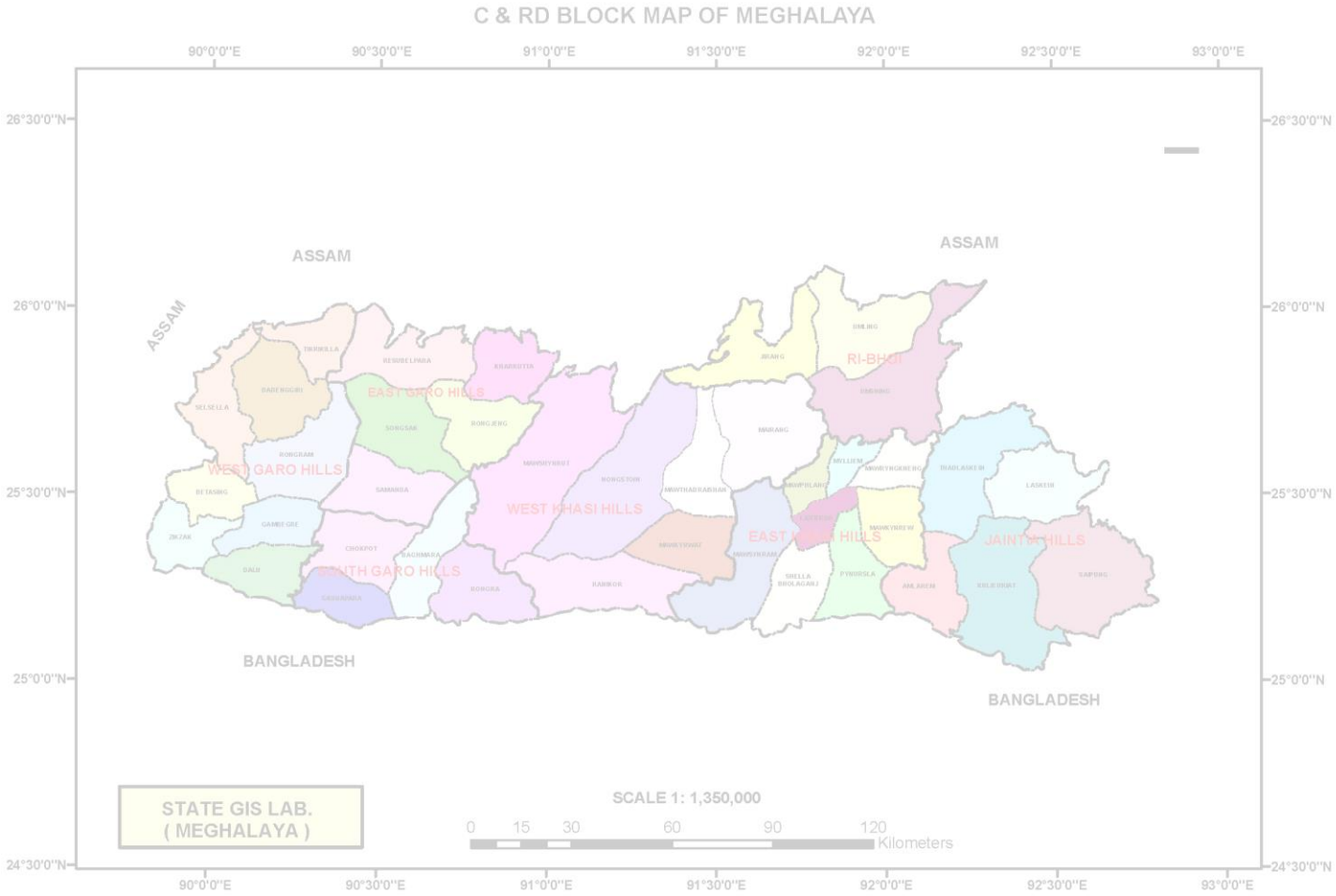

GRAMIN KRISHI MAUSAM SEWA
ICAR Research Complex for NEH Region
Umroi Road, Umiam – 793 103 Meghalaya
☎: Telephone No. : 0364 2570276 (O) Fax: 0364 2570213/Email: iaasbarapani@yahoo.in

RC (AE)/30/2011/ Bulletin/October'2018/57 Dated: 19/10/2018

Agro Advisory Bulletin – SOUTH WEST KHASI HILLS (Period 20th – 24th October, 2018)

Weather forecast valid up to 24th October, 2018

The possibility of Rainfall is 0.0mm for the next five days. Maximum Temp: 23-24°C, Minimum Temp: 14-16°C, Cloud cover: sky will be clear to mainly clear i.e. 0-1 Okta, Maximum RH: 67-84%, Minimum RH: 26-53%, Wind speed: 4-6 Kmph, Wind direction: Northeast.

General Advisories:	Standardized precipitation outlook using SPI:
➢ Sprays may be given as there is likely to have no rain during next five days. ➢ Keep the Vegetable field free from weeds.	➢ Mildly dry, hence irrigation may be provided.

Agro meteorological Advisories for coming 5 days

Main Crop/ Animal /Fisheries	Stage	Pest/Diseases	Agricultural Advisories
Sali/Kharif Rice (Lowland)	Flowering/ Milking	Swarming caterpillar/Armyworm	• Crop should be monitored regularly for swarming caterpillar damage and follow ICAR pest management guidelines as soon as you notice the incidence. **Management guidelines are available on link"KIRAN"website:** http://www.kiran.nic.in/PEST%20ALERT%20Swarming%20caterpillar.html
		Sheath Blight Sheath Rot	• Spray with Hexaconazole @ 1ml/litre of water at 15 days interval.
Kharif Rice (Upland)	Flowering/ Milking	Neck blast	• Spray with Tricyclazole @ 0.6 gm/litre of water.
Cole crops (Cabbage, Cauliflower, Broccoli)	Nursery Raising/ Transplanting		• Sow the seeds of broccoli (var. Pushpa, Aiswarya, Fiesta, Lucky), cabbage (H-139) & cauliflower (Local) in the nursery at 5 cm spacing between the line under the protected structures. • The nursery bed should be prepared by mixing well rotten FYM or compost @ 4 kg/m^2 with the soil. • Transplant one month old seedling on the raised bed at 45 x 45 cm spacing (Cabbage, Cauliflower, Broccoli) and

		Damping off	45 x 30 cm (Knol khol). • Prepared the pits by adding FYM (10t/ha) and chemical fertilizers (120:80:60 Kg/ha NPK). • Transplant the seedling in evening and irrigate immediately if there is no rain. • Soil drenching with Fungicide (safe) @ 2-3g/l before sowing of seeds.
Root Crop (Radish, carrot)	Sowing		• Use improved cultivar such as Japanese white (Radish) and New Kuroda (Carrot). • Soak the seed of carrot over night in water before sowing. • Sow the seed on raised bed of 30-45 cm width. • Sow the seed of carrot at 15-20 cm x 5-7 cm and radish at 25x15 cm spacing. • To maintain proper spacing thining should be done 15-20 days after sowing.
Cucurbits (Cucumber/Pumpkin/Bottle Gourd/ Ash Gourd/Squash)	Fruiting/Harvesting	Powdery mildew.	• Spray wettable Sulphur @3g/l for powdery mildew. • Mature fruits may be harvested.
French bean/Cowpea	Harvesting		• Harvest the tender pods for marketing and consumption.
Chilli & Brinjal	Harvesting		• Harvest fruit frequently. • Keep the field free from weeds.
Ginger & Turmeric	Bulking		• Keep the field free from weeds.
Khasi Mandarin	Fruit growth & development	Fruit fly	• **Nutrient application:** Apply 650g Urea + 1220g SSP + 450g MOP/tree. • Collection and discard of fallen fruits in orchard to avoid attraction of fruitfly. • Spray Malathion (2ml/l) over fruit to prevent fruit fly egg laying • **To prevent bird damage of fruit:** Bird netting or used traditional methods of bird control.
Animal Sciences			
Poultry	All stages		• Keep the poultry house well ventilated during day time. • Provide vitamin B complex @ 7ml/litre in drinking water daily in broiler for healthy growth. • Litter should be change periodically and provide clean drinking water and changed the water every day. • Diseased and dead birds should be immediately removed. • Regularly inspect the dropings of the

C & RD BLOCK MAP OF MEGHALAYA
STATE GIS LAB. (MEGHALAYA)
SCALE 1: 1,350,000

			poultry birds for any diseases symptom.
		Coccidiosis (Symptoms: blood/mucus in feaces)	• Provide plenty of fresh and clean drinking water. • Provide coccidiostatic like **Amprolium** @ 25-65 mg/kg feed once a day as a preventive measure against coccidiosis.
		Ranikhet disease	• Vaccinate the poultry birds with **F1/ Lasota vaccine** (1 drop) at the age of 4-7 days old and 35 days old through eye and nostril.
Piggery	All stages		• Vaccinate all newly born piglets against swine fever at the age of 3 months followed by annual booster dose.
			• In endemic areas, vaccinate 6 months old pigs with FMD vaccine once in a year. • Iron supplementation in piglet to prevent from piglet anaemia during 1st week of age.
		Deworming	• Deworm your pigs by albendazole @ 5-10 mg/kg body weight once and repeat after 21 days. Do not give to pregnant & new born.
		Skin infection (Scabies)	• Provide Ivermectin (Injection) @ 10mg/33kg body wt.
Cattle & Buffaloes	6-9 months calves	Brucellosis	• Vaccinate 6-9 months old calves with *Brucella abortus* cotton strain-19 @ 5ml subcutaneous on the neck
		Foot & Mouth Disease, HaemorrhagicSepticaemia, Black Quarter	• Undertake regular immunization of cattle & buffaloes against Foot & Mouth disease, Haemorrhagic septicaemia & Black Quarter. • To prevent FMD spread spray 4% sodium carbonate solution (400 gm Na_2 Co_3 in 10 litres of water) or lime/ bleaching powder should be spread every day atleast once around the farm premise & at the entry/exit atleast for 10 days.
		Deworming	• Deworm your cattle & buffaloes by albendazole @ 5-10 mg/kg body weight once and repeat after 21 days. Do not give to pregnant & new born animals.
Fishery			
Major carps and minor carps (Catle, Rohu, Mrigal, Grass carp, Silver carp, Gonius, Pengba, Bata, etc.)	All stages but fingerlings in particular	Saprolegnia	**Prophylactic measure:** Maintain the pH above 8. Liming properly till October and not disturbing the water till February **Treatment:** Salt bath for 2 mins @ 2g/Liter water and followed by 5ppm $KMnO_4$ thrice a week for 6 weeks.

C & RD BLOCK MAP OF MEGHALAYA
STATE GIS LAB. (MEGHALAYA)
SCALE 1: 1,350,000

☎: Telephone No. : 0364 2570276 (O) Fax: 0364 2570213/Email: iaasbarapani@yahoo.in

		Epizootic Ulcerative Syndrome (EUS)	**Prophylactic measure:** Maintain the pH above 8. Liming properly till October and not disturbing the water till February **Treatment:** Apply CIFAX @ 1 litre/ha water spread area FISH-X @ 1 Litre/ha

Suggestion: Contact nearby State Agril. Staff or KVK staff for necessary help and suggestion.

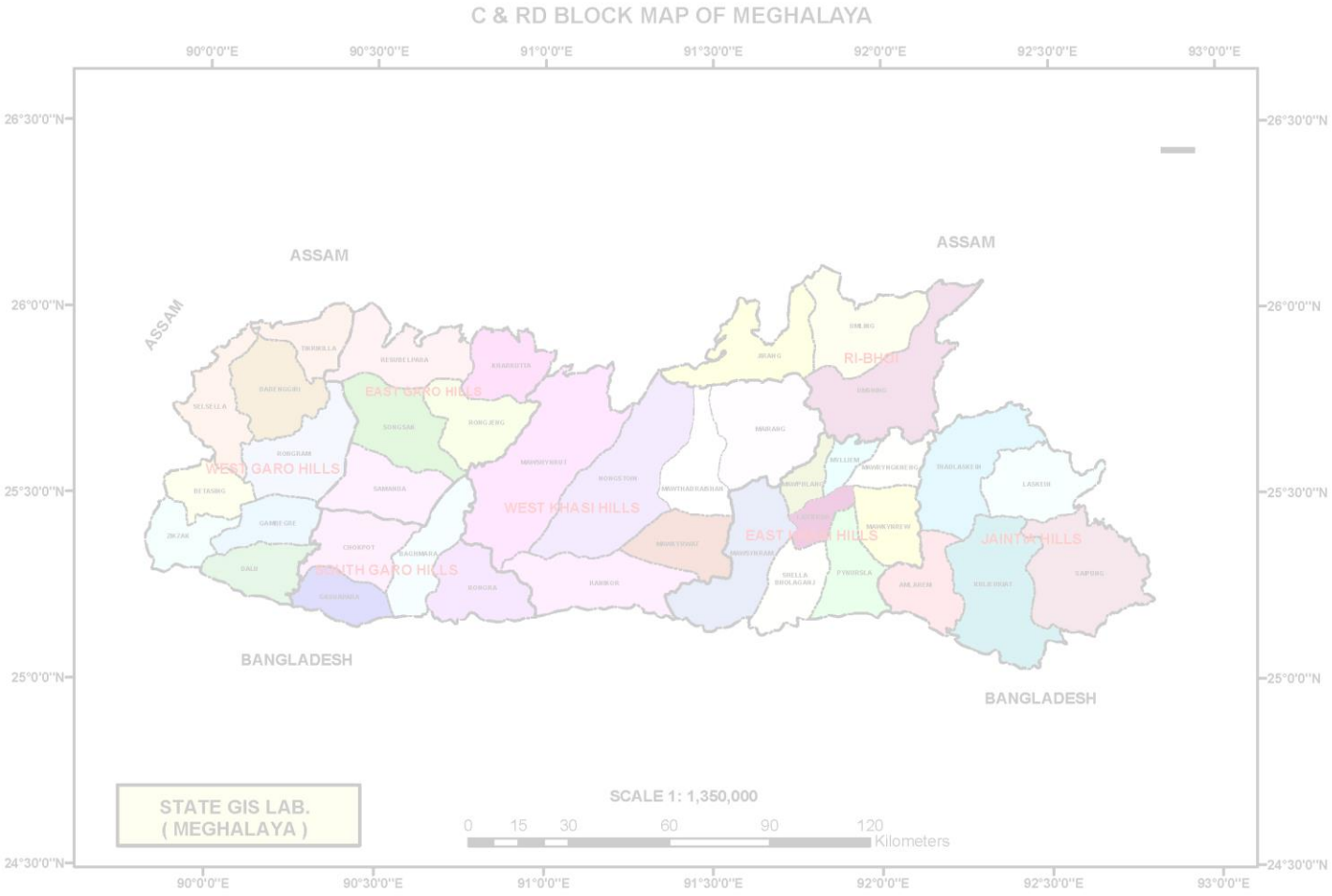

GRAMIN KRISHI MAUSAM SEWA
ICAR Research Complex for NEH Region
Umroi Road, Umiam – 793 103 Meghalaya
☎: Telephone No. : 0364 2570276 (O) Fax: 0364 2570213/Email: iaasbarapani@yahoo.in

RC (AE)/30/2011/ Bulletin/October'2018/57 Dated: 19/10/2018

Agro Advisory Bulletin – WEST GARO HILLS
(Period 20th – 24th October, 2018)

Weather forecast valid up to 24th October, 2018

The possibility of Rainfall is 0.0mm for the next five days. Maximum Temp: 27-28°C, Minimum Temp: 17-18°C, Cloud cover: sky will be clear i.e. 0 Okta, Maximum RH: 84-90%, Minimum RH: 53-61%, Wind speed: 4-5 Kmph, Wind direction: Northeast-East.

General Advisories:	Standardized precipitation outlook using SPI:
➢ Sprays may be given as there is likely to have no rain for next five days. ➢ Keep the Vegetable field free from weeds.	➢ Severely dry, hence irrigation may be provided.

Agro meteorological Advisories for coming 5 days

Main Crop/ Animal /Fisheries	Stage	Pest/Diseases	Agricultural Advisories
Sali/Kharif Rice (Lowland)	Heading stage	Sheath Blight Sheath Rot	• Crop should be monitored regularly for swarming caterpillar damage and follow ICAR pest management guidelines as soon as you notice the incidence. **Management guidelines are available on link"KIRAN"website:** http://www.kiran.nic.in/PEST%20ALERT%20Swarming%20caterpillar.html • Spray with Hexaconazole @ 1ml/litre of water at 15 days interval.
Kharif Rice (Upland)	Heading stage	Neck blast	• Spray with Tricyclazole @ 0.6 gm/litre of water.
Cole crops (Cabbage, Cauliflower, Broccoli)	Nursery Raising/ Transplanting		• Sow the seeds of broccoli (var. Pushpa, Aiswarya, Fiesta, Lucky), cabbage (H-139) & cauliflower (Local) in the nursery at 5 cm spacing between the line under the protected structures. • The nursery bed should be prepared by mixing well rotten FYM or compost @ 4 kg/m^2 with the soil. • Transplant one month old seedling on the raised bed at 45 x 45 cm spacing (Cabbage, Cauliflower, Broccoli) and 45 x 30 cm (Knol khol).

		Damping off	• Prepared the pits by adding FYM (10t/ha) and chemical fertilizers (120:80:60 Kg/ha NPK). • Transplant the seedling in evening and irrigate immediately if there is no rain. • Soil drenching with Fungicide (safe) @ 2-3g/l before sowing of seeds.
Root Crop (Radish, carrot)	Sowing		• Use improved cultivar such as Japanese white (Radish) and New Kuroda (Carrot). • Soak the seed of carrot over night in water before sowing. • Sow the seed on raised bed of 30-45 cm width. • sow the seed of carrot at 15-20 cm x 5-7 cm and radish at 25x15 cm spacing. • To maintain proper spacing thining should be done 15-20 days after sowing.
Cucurbits (Cucumber/Pumpkin/Bottle Gourd/ Ash Gourd/Squash)	Fruiting/Harvesting	Powdery mildew.	• Spray wettable Sulphur @3g/l for powdery mildew. • Mature fruits may be harvested.
French bean/Cowpea	Harvesting		• Harvest the tender pods for marketing and consumption.
Chilli & Brinjal	Harvesting		• Harvest fruit frequently. • Keep the field free from weeds.
Ginger & Turmeric	Bulking		• Keep the field free from weeds.
Khasi Mandarin	Fruit growth & development	Fruit fly	• **Nutrient application:** Apply 650g Urea + 1220g SSP + 450g MOP/tree. • Collection and discard of fallen fruits in orchard to avoid attraction of fruitfly. • Spray Malathion (2ml/l) over fruit to prevent fruit fly egg laying • **To prevent bird damage of fruit:** Bird netting or used traditional methods of bird control.
Animal Sciences			
Poultry	All stages		• Keep the poultry house well ventilated during day time. • Provide vitamin B complex @ 7ml/litre in drinking water daily in broiler for healthy growth. • Litter should be change periodically and provide clean drinking water and changed the water every day. • Diseased and dead birds should be immediately removed. • Regularly inspect the dropings of the poultry birds for any diseases

C & RD BLOCK MAP OF MEGHALAYA
STATE GIS LAB. (MEGHALAYA)
SCALE 1: 1,350,000

			symptom.
		Coccidiosis (Symptoms: blood/mucus in feaces)	• Provide plenty of fresh and clean drinking water. • Provide coccidiostatic like **Amprolium** @ 25-65 mg/kg feed once a day as a preventive measure against coccidiosis.
		Ranikhet disease	• Vaccinate the poultry birds with **F1/ Lasota vaccine** (1 drop) at the age of 4-7 days old and 35 days old through eye and nostril.
Piggery	All stages		• Vaccinate all newly born piglets against swine fever at the age of 3 months followed by annual booster dose. • In endemic areas, vaccinate 6 months old pigs with FMD vaccine once in a year. • Iron supplementation in piglet to prevent from piglet anaemia during 1st week of age.
		Deworming	• Deworm your pigs by albendazole @ 5-10 mg/kg body weight once and repeat after 21 days. Do not give to pregnant & new born.
		Skin infection (Scabies)	• Provide Ivermectin (Injection) @ 10mg/33kg body wt.
Cattle & Buffaloes	6-9 months calves	Brucellosis	• Vaccinate 6-9 months old calves with *Brucella abortus* cotton strain-19 @ 5ml subcutaneous on the neck
		Foot & Mouth Disease, HaemorrhagicSepticaemia, Black Quarter	• Undertake regular immunization of cattle & buffaloes against Foot & Mouth disease, Haemorrhagic septicaemia & Black Quarter. • To prevent FMD spread spray 4% sodium carbonate solution (400 gm $Na_2 Co_3$ in 10 litres of water) or lime/ bleaching powder should be spread every day atleast once around the farm premise & at the entry/exit atleast for 10 days.
		Deworming	• Deworm your cattle & buffaloes by albendazole @ 5-10 mg/kg body weight once and repeat after 21 days. Do not give to pregnant & new born animals.
Fishery			
Major carps and minor carps (Catle, Rohu, Mrigal, Grass carp, Silver carp, Gonius, Pengba, Bata, etc.)	All stages but fingerlings in particular	Saprolegnia	**Prophylactic measure:** Maintain the pH above 8. Liming properly till October and not disturbing the water till February **Treatment:** Salt bath for 2 mins @ 2g/Liter water and followed by 5ppm $KMnO_4$ thrice a week for 6 weeks.

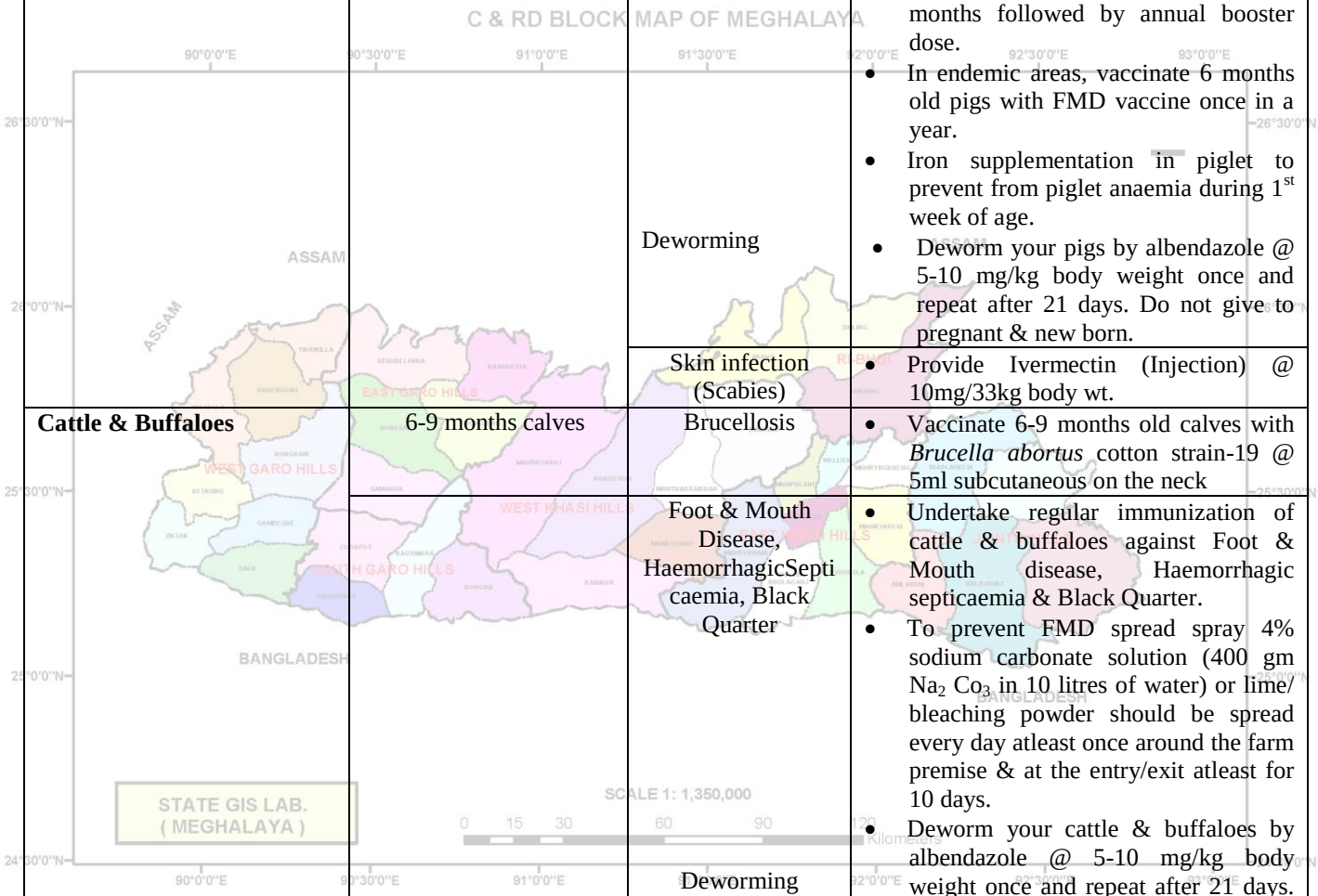

☎: Telephone No. : 0364 2570276 (O) Fax: 0364 2570213/Email: iaasbarapani@yahoo.in

		Epizootic Ulcerative Syndrome (EUS)	**Prophylactic measure:** Maintain the pH above 8. Liming properly till October and not disturbing the water till February **Treatment:** Apply CIFAX @ 1 litre/ha water spread area FISH-X @ 1 Litre/ha

Suggestion: Contact nearby State Agril. Staff or KVK staff for necessary help and suggestion.

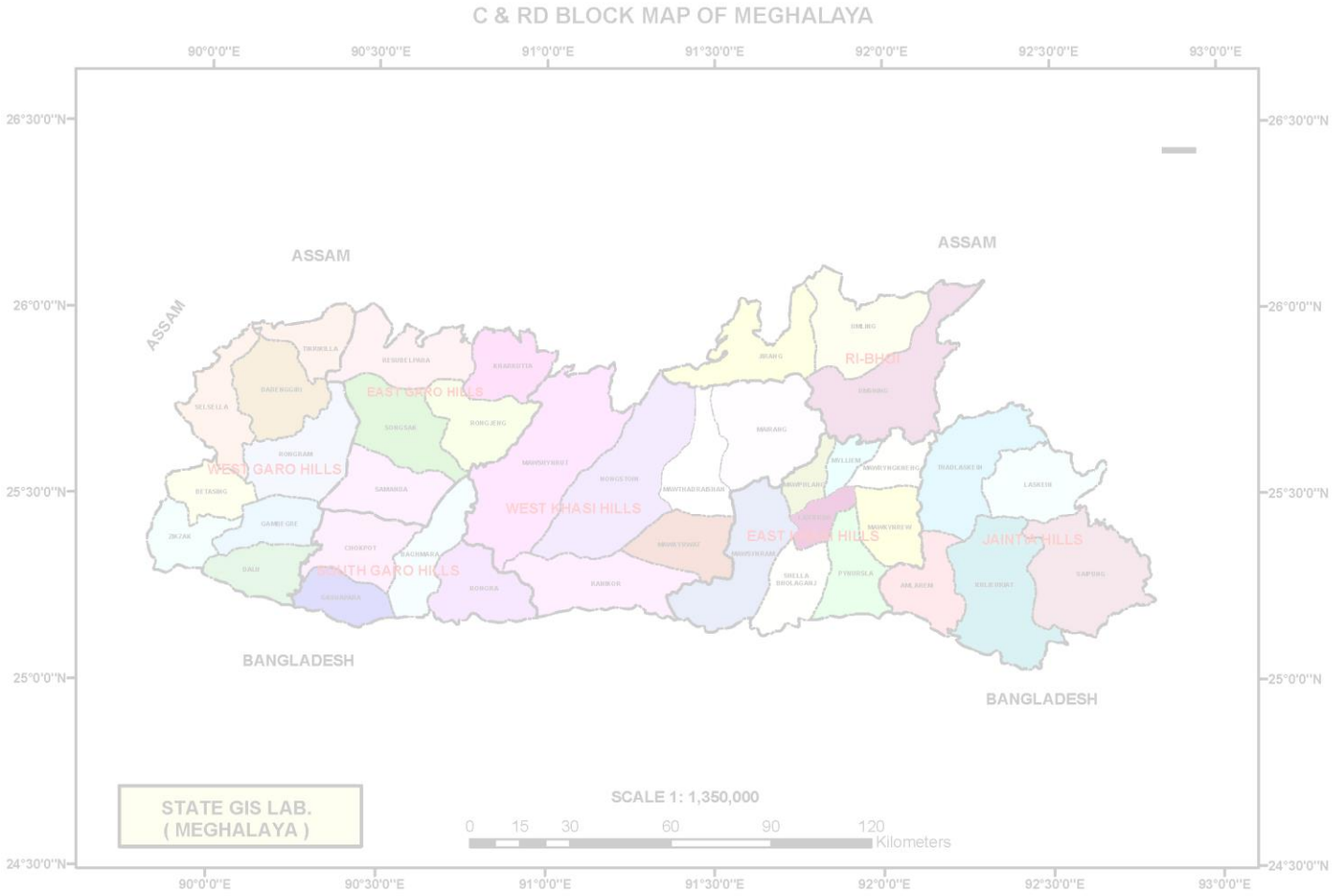

GRAMIN KRISHI MAUSAM SEWA
ICAR Research Complex for NEH Region
Umroi Road, Umiam – 793 103 Meghalaya
☎: Telephone No. : 0364 2570276 (O) Fax: 0364 2570213/Email: iaasbarapani@yahoo.in

RC (AE)/30/2011/ Bulletin/October'2018/57 Dated: 19/10/2018

Agro Advisory Bulletin – WEST JAINTIA HILLS
(Period 20th – 24th October, 2018)

Weather forecast valid up to 24th October, 2018

The possibility of Rainfall is 14.0mm for the next five days. Maximum Temp: 24-28°C, Minimum Temp: 14-15°C, Cloud cover: sky will be mainly clear i.e. 1-2 Okta, Maximum RH: 91-96%, Minimum RH: 50-71%, Wind speed: 3-4 Kmph, Wind direction: East.

General Advisories:	Standardized precipitation outlook using SPI:
➢ Sprays may be avoided as there is likely to have light rain during next five days. ➢ Keep the Vegetable field free from weeds.	➢ Mildly dry, hence irrigation may be provided wherever needed.

Agro meteorological Advisories for coming 5 days

Main Crop/ Animal /Fisheries	Stage	Pest/Diseases	Agricultural Advisories
Sali/Kharif Rice (Lowland)	Flowering/ Milking	Swarming caterpillar/Armyworm Sheath Blight Sheath Rot	• Crop should be monitored regularly for swarming caterpillar damage and follow ICAR pest management guidelines as soon as you notice the incidence. **Management guidelines are available on link"KIRAN"website:** http://www.kiran.nic.in/PEST%20ALERT%20Swarming%20caterpillar.html • Spray with Hexaconazole @ 1ml/litre of water at 15 days interval.
Kharif Rice (Upland)	Flowering/ Milking	Neck blast	• Spray with Tricyclazole @ 0.6 gm/litre of water.
Cole crops (Cabbage, Cauliflower, Broccoli)	Nursery Raising/ Transplanting		• Sow the seeds of broccoli (var. Pushpa, Aiswarya, Fiesta, Lucky), cabbage (H-139) & cauliflower (Local) in the nursery at 5 cm spacing between the line under the protected structures. • The nursery bed should be prepared by mixing well rotten FYM or compost @ 4 kg/m^2 with the soil. • Transplant one month old seedling on the raised bed at 45 x 45 cm spacing (Cabbage, Cauliflower, Broccoli) and

		Damping off	45 x 30 cm (Knol khol). • Prepared the pits by adding FYM (10t/ha) and chemical fertilizers (120:80:60 Kg/ha NPK). • Transplant the seedling in evening and irrigate immediately if there is no rain. • Soil drenching with Fungicide (safe) @ 2-3g/l before sowing of seeds.
Root Crop (Radish, carrot)	Sowing		• Use improved cultivar such as Japanese white (Radish) and New Kuroda (Carrot). • Soak the seed of carrot over night in water before sowing. • Sow the seed on raised bed of 30-45 cm width. • Sow the seed of carrot at 15-20 cm x 5-7 cm and radish at 25x15 cm spacing. • To maintain proper spacing thining should be done 15-20 days after sowing.
Cucurbits (Cucumber/Pumpkin/Bottle Gourd/ Ash Gourd/Squash)	Fruiting/Harvesting	Powdery mildew.	• Spray wettable Sulphur @3g/l for powdery mildew. • Mature fruits may be harvested.
French bean/Cowpea	Harvesting		• Harvest the tender pods for marketing and consumption.
Chilli & Brinjal	Harvesting		• Harvest fruit frequently. • Keep the field free from weeds.
Ginger & Turmeric	Bulking		• Keep the field free from weeds.
Khasi Mandarin	Fruit growth & development	Fruit fly	• **Nutrient application:** Apply 650g Urea + 1220g SSP + 450g MOP/tree. • Collection and discard of fallen fruits in orchard to avoid attraction of fruitfly. • Spray Malathion (2ml/l) over fruit to prevent fruit fly egg laying • **To prevent bird damage of fruit:** Bird netting or used traditional methods of bird control.
Animal Sciences			
Poultry	All stages		• Keep the poultry house well ventilated during day time. • Provide vitamin B complex @ 7ml/litre in drinking water daily in broiler for healthy growth. • Litter should be change periodically and provide clean drinking water and changed the water every day. • Diseased and dead birds should be immediately removed.

			• Regularly inspect the dropings of the poultry birds for any diseases symptom.
		Coccidiosis (Symptoms: blood/mucus in feaces)	• Provide plenty of fresh and clean drinking water. • Provide coccidiostatic like **Amprolium** @ 25-65 mg/kg feed once a day as a preventive measure against coccidiosis.
		Ranikhet disease	• Vaccinate the poultry birds with **F1/ Lasota vaccine** (1 drop) at the age of 4-7 days old and 35 days old through eye and nostril.
Piggery	All stages		• Vaccinate all newly born piglets against swine fever at the age of 3 months followed by annual booster dose. • In endemic areas, vaccinate 6 months old pigs with FMD vaccine once in a year. • Iron supplementation in piglet to prevent from piglet anaemia during 1st week of age.
		Deworming	• Deworm your pigs by albendazole @ 5-10 mg/kg body weight once and repeat after 21 days. Do not give to pregnant & new born.
		Skin infection (Scabies)	• Provide Ivermectin (Injection) @ 10mg/33kg body wt.
Cattle & Buffaloes	6-9 months calves	Brucellosis	• Vaccinate 6-9 months old calves with *Brucella abortus* cotton strain-19 @ 5ml subcutaneous on the neck
		Foot & Mouth Disease, HaemorrhagicSepticaemia, Black Quarter	• Undertake regular immunization of cattle & buffaloes against Foot & Mouth disease, Haemorrhagic septicaemia & Black Quarter. • To prevent FMD spread spray 4% sodium carbonate solution (400 gm Na_2 Co_3 in 10 litres of water) or lime/ bleaching powder should be spread every day atleast once around the farm premise & at the entry/exit atleast for 10 days.
		Deworming	• Deworm your cattle & buffaloes by albendazole @ 5-10 mg/kg body weight once and repeat after 21 days. Do not give to pregnant & new born animals.
Fishery			
Major carps and minor carps (Catle, Rohu, Mrigal, Grass carp, Silver carp, Gonius, Pengba, Bata, etc.)	All stages but fingerlings in particular	Saprolegnia	**Prophylactic measure:** Maintain the pH above 8. Liming properly till October and not disturbing the water till February **Treatment:** Salt bath for 2 mins @ 2g/Liter water and followed by 5ppm $KMnO_4$ thrice a week

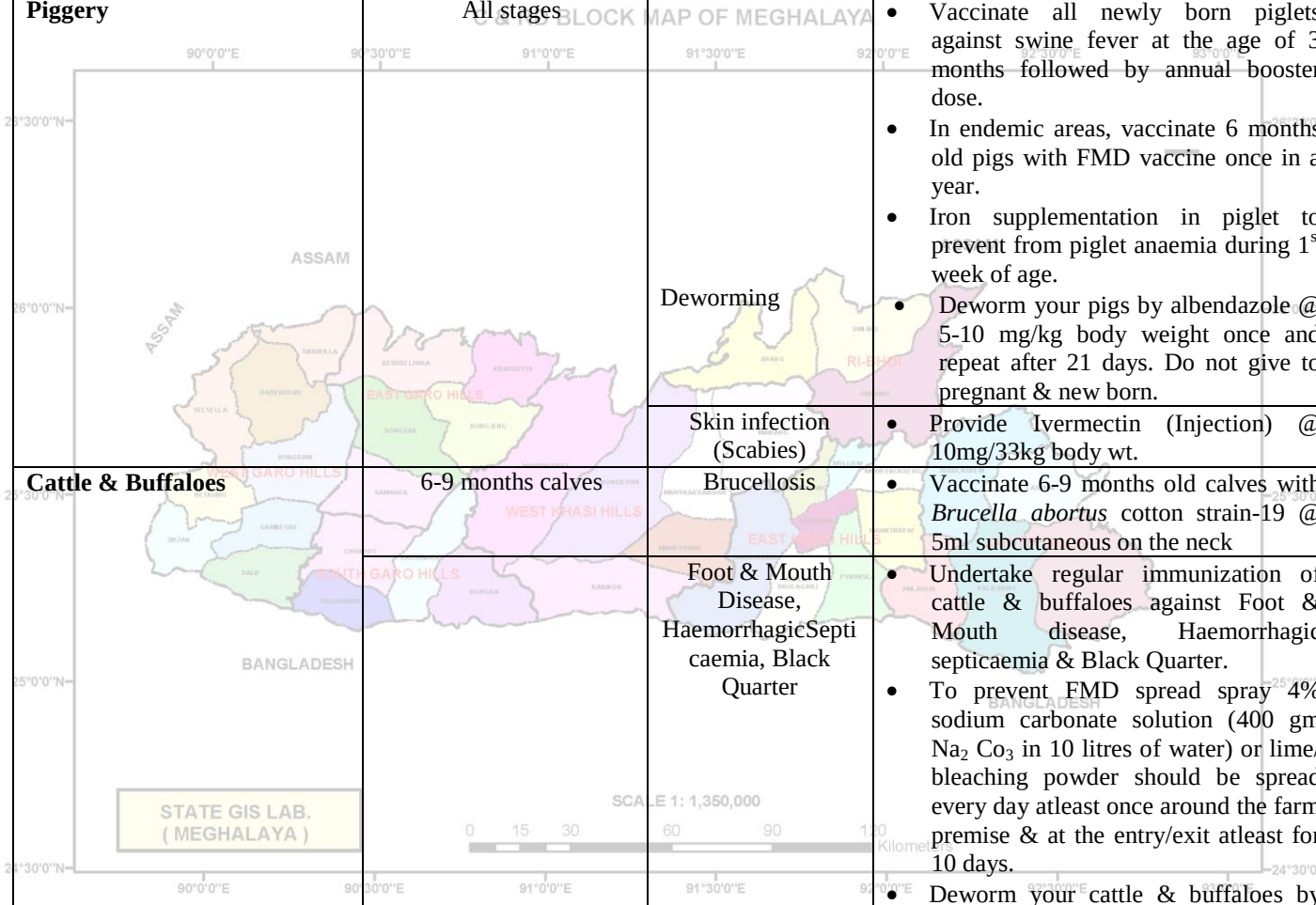

			for 6 weeks.
		Epizootic Ulcerative Syndrome (EUS)	**Prophylactic measure:** Maintain the pH above 8. Liming properly till October and not disturbing the water till February **Treatment:** Apply CIFAX @ 1 litre/ha water spread area FISH-X @ 1 Litre/ha

Suggestion: Contact nearby State Agril. Staff or KVK staff for necessary help and suggestion.

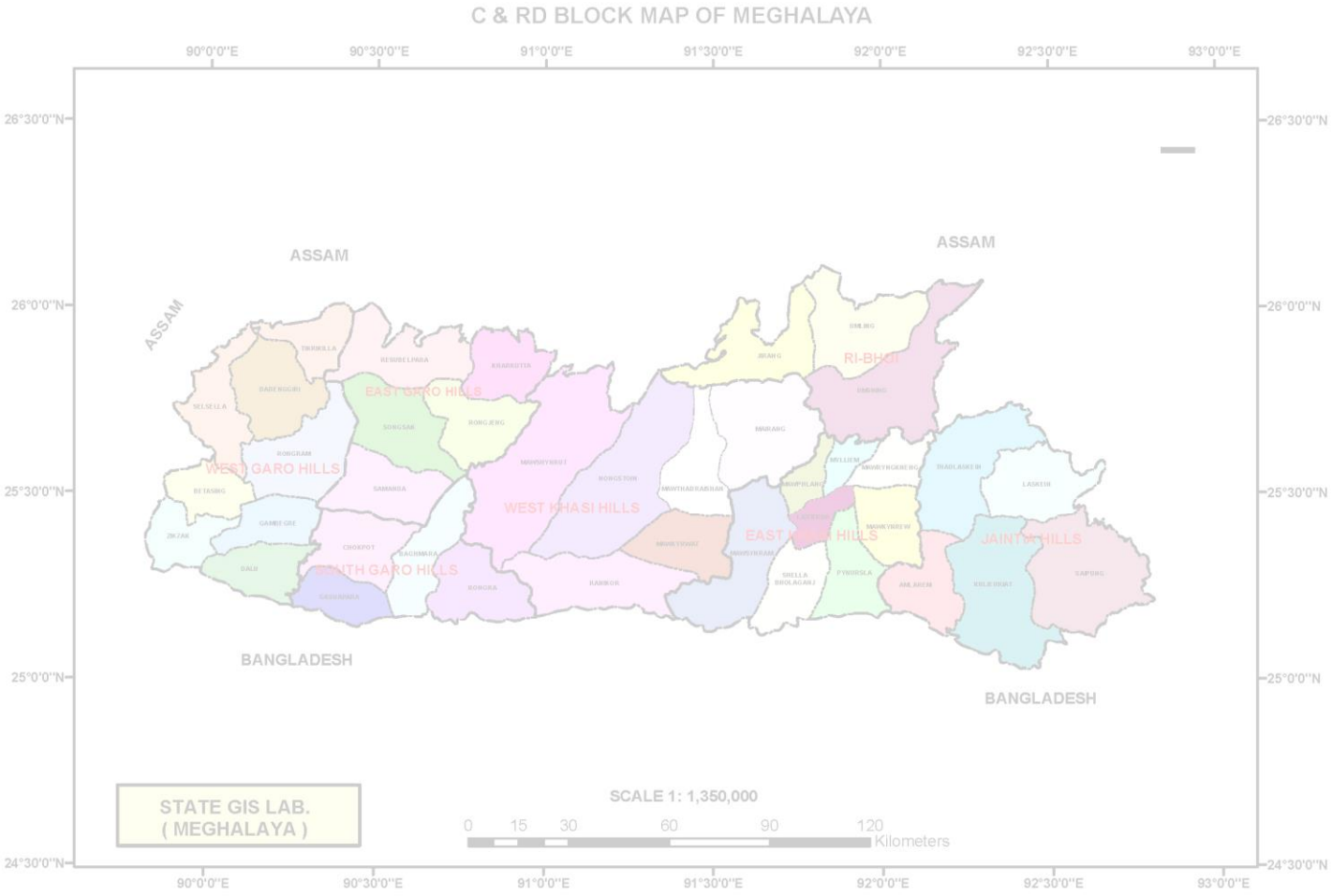

GRAMIN KRISHI MAUSAM SEWA
ICAR Research Complex for NEH Region
Umroi Road, Umiam – 793 103 Meghalaya
☎: Telephone No. : 0364 2570276 (O) Fax: 0364 2570213/Email: iaasbarapani@yahoo.in

RC (AE)/30/2011/ Bulletin/October'2018/57 Dated: 19/10/2018

Agro Advisory Bulletin – WEST KHASI HILLS
(Period 20th – 24th October, 2018)

Weather forecast valid up to 24th October, 2018

The possibility of Rainfall is 4.0mm for the next five days. Maximum Temp: 23-24°C, Minimum Temp: 14-15°C, Cloud cover: sky will be clear to mainly clear i.e. 0-2 Okta, Maximum RH: 84-93%, Minimum RH: 44-66%, Wind speed: 3-4 Kmph, Wind direction: East.

General Advisories:	Standardized precipitation outlook using SPI:
➢ Sprays may be given as there is likely to have no rain or very light rain during next five days. ➢ Keep the Vegetable field free from weeds.	➢ Mildly dry, hence irrigation may be provided.

Agro meteorological Advisories for coming 5 days

Main Crop/ Animal /Fisheries	Stage	Pest/Diseases	Agricultural Advisories
Sali/Kharif Rice (Lowland)	Flowering/ Milking	Swarming caterpillar/Armyworm	• Crop should be monitored regularly for swarming caterpillar damage and follow ICAR pest management guidelines as soon as you notice the incidence. **Management guidelines are available on link"KIRAN"website:** http://www.kiran.nic.in/PEST%20ALERT%20Swarming%20caterpillar.html
		Sheath Blight Sheath Rot	• Spray with Hexaconazole @ 1ml/litre of water at 15 days interval.
Kharif Rice (Upland)	Flowering/ Milking	Neck blast	• Spray with Tricyclazole @ 0.6 gm/litre of water.
Cole crops (Cabbage, Cauliflower, Broccoli)	Nursery Raising/ Transplanting		• Sow the seeds of broccoli (var. Pushpa, Aiswarya, Fiesta, Lucky), cabbage (H-139) & cauliflower (Local) in the nursery at 5 cm spacing between the line under the protected structures. • The nursery bed should be prepared by mixing well rotten FYM or compost @ 4 kg/m^2 with the soil. • Transplant one month old seedling on the raised bed at 45 x 45 cm spacing (Cabbage, Cauliflower, Broccoli) and

		Damping off	45 x 30 cm (Knol khol). • Prepared the pits by adding FYM (10t/ha) and chemical fertilizers (120:80:60 Kg/ha NPK). • Transplant the seedling in evening and irrigate immediately if there is no rain. • Soil drenching with Fungicide (safe) @ 2-3g/l before sowing of seeds.
Root Crop (Radish, carrot)	Sowing		• Use improved cultivar such as Japanese white (Radish) and New Kuroda (Carrot). • Soak the seed of carrot over night in water before sowing. • Sow the seed on raised bed of 30-45 cm width. • Sow the seed of carrot at 15-20 cm x 5-7 cm and radish at 25x15 cm spacing. • To maintain proper spacing thining should be done 15-20 days after sowing.
Cucurbits (Cucumber/Pumpkin/Bottle Gourd/ Ash Gourd/Squash)	Fruiting/Harvesting	Powdery mildew.	• Spray wettable Sulphur @3g/l for powdery mildew. • Mature fruits may be harvested.
French bean/Cowpea	Harvesting		• Harvest the tender pods for marketing and consumption.
Chilli & Brinjal	Harvesting		• Harvest fruit frequently. • Keep the field free from weeds.
Ginger & Turmeric	Bulking		• Keep the field free from weeds.
Khasi Mandarin	Fruit growth & development	Fruit fly	• **Nutrient application:** Apply 650g Urea + 1220g SSP + 450g MOP/tree. • Collection and discard of fallen fruits in orchard to avoid attraction of fruitfly. • Spray Malathion (2ml/l) over fruit to prevent fruit fly egg laying • **To prevent bird damage of fruit:** Bird netting or used traditional methods of bird control.
Animal Sciences			
Poultry	All stages		• Keep the poultry house well ventilated during day time. • Provide vitamin B complex @ 7ml/litre in drinking water daily in broiler for healthy growth. • Litter should be change periodically and provide clean drinking water and changed the water every day. • Diseased and dead birds should be immediately removed. • Regularly inspect the dropings of the poultry birds for any diseases symptom.

C & RD BLOCK MAP OF MEGHALAYA
STATE GIS LAB. (MEGHALAYA)
SCALE 1: 1,350,000

		Coccidiosis (Symptoms: blood/mucus in feaces)	• Provide plenty of fresh and clean drinking water. • Provide coccidiostatic like **Amprolium** @ 25-65 mg/kg feed once a day as a preventive measure against coccidiosis.
		Ranikhet disease	• Vaccinate the poultry birds with **F1/ Lasota vaccine** (1 drop) at the age of 4-7 days old and 35 days old through eye and nostril.
Piggery	All stages		• Vaccinate all newly born piglets against swine fever at the age of 3 months followed by annual booster dose. • In endemic areas, vaccinate 6 months old pigs with FMD vaccine once in a year.
			• Iron supplementation in piglet to prevent from piglet anaemia during 1st week of age.
		Deworming	• Deworm your pigs by albendazole @ 5-10 mg/kg body weight once and repeat after 21 days. Do not give to pregnant & new born.
		Skin infection (Scabies)	• Provide Ivermectin (Injection) @ 10mg/33kg body wt.
Cattle & Buffaloes	6-9 months calves	Brucellosis	• Vaccinate 6-9 months old calves with *Brucella abortus* cotton strain-19 @ 5ml subcutaneous on the neck
		Foot & Mouth Disease, HaemorrhagicSepticaemia, Black Quarter	• Undertake regular immunization of cattle & buffaloes against Foot & Mouth disease, Haemorrhagic septicaemia & Black Quarter. • To prevent FMD spread spray 4% sodium carbonate solution (400 gm Na_2Co_3 in 10 litres of water) or lime/ bleaching powder should be spread every day atleast once around the farm premise & at the entry/exit atleast for 10 days.
		Deworming	• Deworm your cattle & buffaloes by albendazole @ 5-10 mg/kg body weight once and repeat after 21 days. Do not give to pregnant & new born animals.
Fishery			
Major carps and minor carps (Catle, Rohu, Mrigal, Grass carp, Silver carp, Gonius, Pengba, Bata, etc.)	All stages but fingerlings in particular	Saprolegnia	**Prophylactic measure:** Maintain the pH above 8. Liming properly till October and not disturbing the water till February **Treatment:** Salt bath for 2 mins @ 2g/Liter water and followed by 5ppm $KMnO_4$ thrice a week for 6 weeks.
		Epizootic Ulcerative Syndrome (EUS)	**Prophylactic measure:** Maintain the pH above 8. Liming properly till October and not

☎: Telephone No. : 0364 2570276 (O) Fax: 0364 2570213/Email: iaasbarapani@yahoo.in

			disturbing the water till February **Treatment:** Apply CIFAX @ 1 litre/ha water spread area FISH-X @ 1 Litre/ha
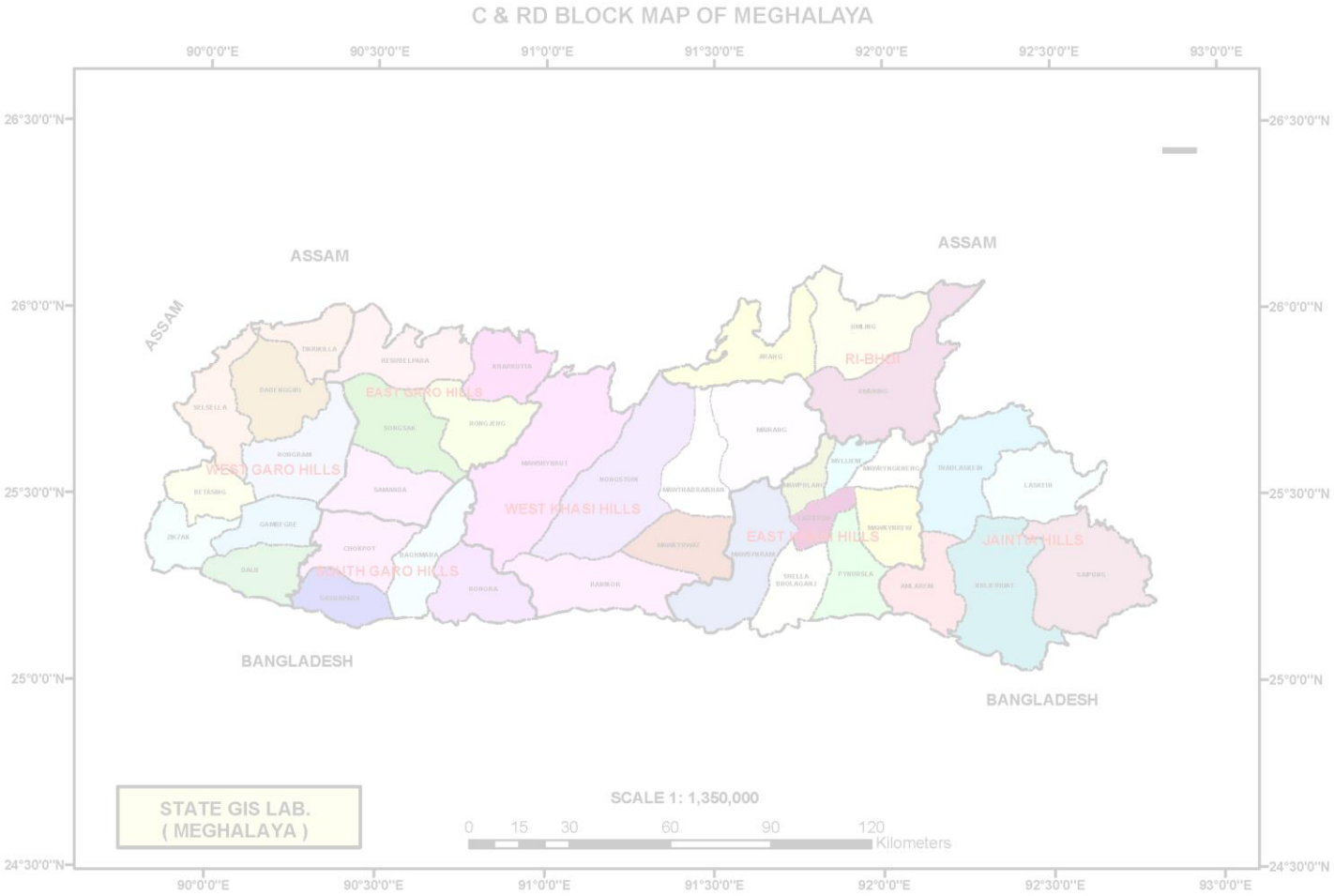
Suggestion: Contact nearby State Agril. Staff or KVK staff for necessary help and suggestion.