GRAMIN KRISHI MAUSAM SEWA
ICAR Research Complex for NEH Region
Umroi Road, Umiam – 793 103 Meghalaya
☎: Telephone No. : 0364 2570276 (O) Fax: 0364 2570213/Email: iaasbarapani@yahoo.in

RC (AE)/30/2011/ Bulletin/October'2018/52 Dated: 01/10/2018

Agro Advisory Bulletin – NORTH GARO HILLS
(Period 2nd – 6th October, 2018)

Weather forecast valid up to 6th October, 2018

The possibility of Rainfall is 8.0mm for the next five days. Maximum Temp: 30-32°C, Minimum Temp: 20-21°C, Cloud cover: sky will be mainly clear to mainly cloudy i.e. 1-5 Okta, Maximum RH: 87-92%, Minimum RH: 54-62%, Wind speed: 2-3 Kmph, Wind direction: East-Southeast.

General Advisories:	Standardized precipitation outlook using SPI:
➢ Sprays may be given as there is likely to have no rain or very light rain during next five days. ➢ Keep the Vegetable field free from weeds.	➢ Moderately dry, hence irrigation may be provided wherever needed.

Agro meteorological Advisories for coming 5 days

Main Crop/ Animal /Fisheries	Stage	Pest/Diseases	Agricultural Advisories
Sali/Kharif Rice (Lowland)	Maximum Tillering	Sheath Blight Sheath Rot	• Crop should be monitored regularly for swarming caterpillar damage and follow ICAR pest management guidelines as soon as you notice the incidence. **Management guidelines are available on link"KIRAN"website:** http://www.kiran.nic.in/PEST%20ALERT%20Swarming%20caterpillar.html • Maintain 5cm of standing water in the field. • Spray with Hexaconazole @ 1ml/litre of water at 15 days interval.
Kharif Rice (Upland)	Maximum Tillering		• Maintain 5cm of standing water in the field. • Give top dressing with 1/3rd of recommended dose of N at panicle initiation as top dressing.
Cole crops (Cabbage, Cauliflower, Broccoli)	Nursery Raising/ Transplanting	Damping off	• Sow the seeds of broccoli (var. Pushpa, Aiswarya, Fiesta, Lucky), cabbage (H-139) & cauliflower (Local) in the nursery at 5 cm spacing between the line under the protected structures. • The nursery bed should be prepared by mixing well rotten FYM or compost @ 4 kg/m^2 with the soil. • Transplant one month old seedling on the raised bed at 45 x 45 cm spacing (Cabbage, Cauliflower, Broccoli) and 45 x 30 cm (Knol khol). • Prepared the pits by adding FYM (10t/ha) and chemical fertilizers (120:80:60 Kg/ha NPK). • Transplant the seedling in evening and irrigate immediately if there is no rain. • Soil drenching with Fungicide (safe) @ 2-3g/l before sowing of seeds.
Root Crop (Radish,	Sowing		• Use improved cultivar such as Japanese white (Radish) and

carrot)			New Kuroda (Carrot). • Soak the seed of carrot over night in water before sowing. • Sow the seed on raised bed of 30-45 cm width. • sow the seed of carrot at 15-20 cm x 5-7 cm and radish at 25x15 cm spacing. • To maintain proper spacing thining should be done 15-20 days after sowing.
Cucurbits (Cucumber/Pumpkin/ Bottle Gourd/ Ash Gourd/Squash)	Fruiting/Harvesting	Powdery mildew.	• Spray Nimbecidine@1ml/l water to control pest. • Spray wettable Sulphur @3g/l for powdery mildew. • Mature fruits may be harvested.
French bean/Cowpea	Fruiting		• Do manual weeding & staking. • Train the pole type genotype with bamboo sticks after weeding. • Harvest the tender pods for marketing and consumption.
Chilli & Brinjal	Harvesting		• Harvest fruit frequently. • Keep the field free from weeds.
Ginger & Turmeric	Bulking	Soft rot	• Keep the field free from weeds. • If symptom of soft rot is appearing drench the plot with Mancozole (2.5g/l water) or Trichoderma based formulation and Pseudomonas 4g/litre.
Khasi Mandarin	Fruit growth & development	Fruit drop Scab	• Collection and discard of fallen fruits in orchard to avoid attraction of fruitfly. • Spray 2,4-D @ 15mg/l + Urea 10g/l + Carbendazim 1g/l or spray planofix 1ml/5l to minimize fruit drop. • Spray Bavistine @ 1g/l of water to control scab.
Animal Sciences			
Poultry	All stages		• Keep the poultry house well ventilated during day time. • Provide vitamin B complex @ 7ml/litre in drinking water daily in broiler for healthy growth. • Litter should be change periodically and provide clean drinking water and changed the water every day. • Diseased and dead birds should be immediately removed. • Regularly inspect the dropings of the poultry birds for any diseases symptom.
		Coccidiosis (Symptoms: blood/mucus in feaces)	• Provide plenty of fresh and clean drinking water. • Provide coccidiostatic like **Amprolium** @ 25-65 mg/kg feed once a day as a preventive measure against coccidiosis.
		Ranikhet disease	• Vaccinate the poultry birds with **F1/ Lasota vaccine** (1 drop) at the age of 4-7 days old and 35 days old through eye and nostril.
Piggery	All stages		• Vaccinate all newly born piglets against swine fever at the age of 3 months followed by annual booster dose. • In endemic areas, vaccinate 6 months old pigs with FMD vaccine once in a year. • Iron supplementation in piglet to prevent from piglet anaemia during 1st week of age. • Deworm your pigs by albendazole @ 5-10 mg/kg body weight once and repeat after 21 days. Do not give to pregnant & new born.

C & RD BLOCK MAP OF MEGHALAYA
STATE GIS LAB. (MEGHALAYA)

GRAMIN KRISHI MAUSAM SEWA
ICAR Research Complex for NEH Region
Umroi Road, Umiam – 793 103 Meghalaya
☎: Telephone No. : 0364 2570276 (O) Fax: 0364 2570213/Email: iaasbarapani@yahoo.in

		Deworming	
		Skin infection (Scabies)	• Provide Ivermectin (Injection) @ 10mg/33kg body wt.
Cattle & Buffaloes	6-9 months calves	Brucellosis	• Vaccinate 6-9 months old calves with *Brucella abortus* cotton strain-19 @ 5ml subcutaneous on the neck
		Foot & Mouth Disease, HaemorrhagicSepticaemia, Black Quarter	• Undertake regular immunization of cattle & buffaloes against Foot & Mouth disease, Haemorrhagic septicaemia & Black Quarter. • To prevent FMD spread spray 4% sodium carbonate solution (400 gm Na_2 Co_3 in 10 litres of water) or lime/ bleaching powder should be spread every day atleast once around the farm premise & at the entry/exit atleast for 10 days. • Deworm your cattle & buffaloes by albendazole @ 5-10 mg/kg body weight once and repeat after 21 days. Do not give to pregnant & new born animals.
		Deworming	
Fishery			
Major carps and minor carps (Catle, Rohu, Mrigal, Grass carp, Silver carp, Gonius, Pengba, Bata, etc.)	All stages but fingerlings in particular	Saprolegnia	**Prophylactic measure:** Maintain the pH above 8. Liming properly till October and not disturbing the water till February **Treatment:** Salt bath for 2 mins @ 2g/Liter water and followed by 5ppm $KMnO_4$ thrice a week for 6 weeks.
		Epizootic Ulcerative Syndrome (EUS)	**Prophylactic measure:** Maintain the pH above 8. Liming properly till October and not disturbing the water till February **Treatment:** Apply CIFAX @ 1 litre/ha water spread area FISH-X @ 1 Litre/ha

Suggestion: Contact nearby State Agril. Staff or KVK staff for necessary help and suggestion.

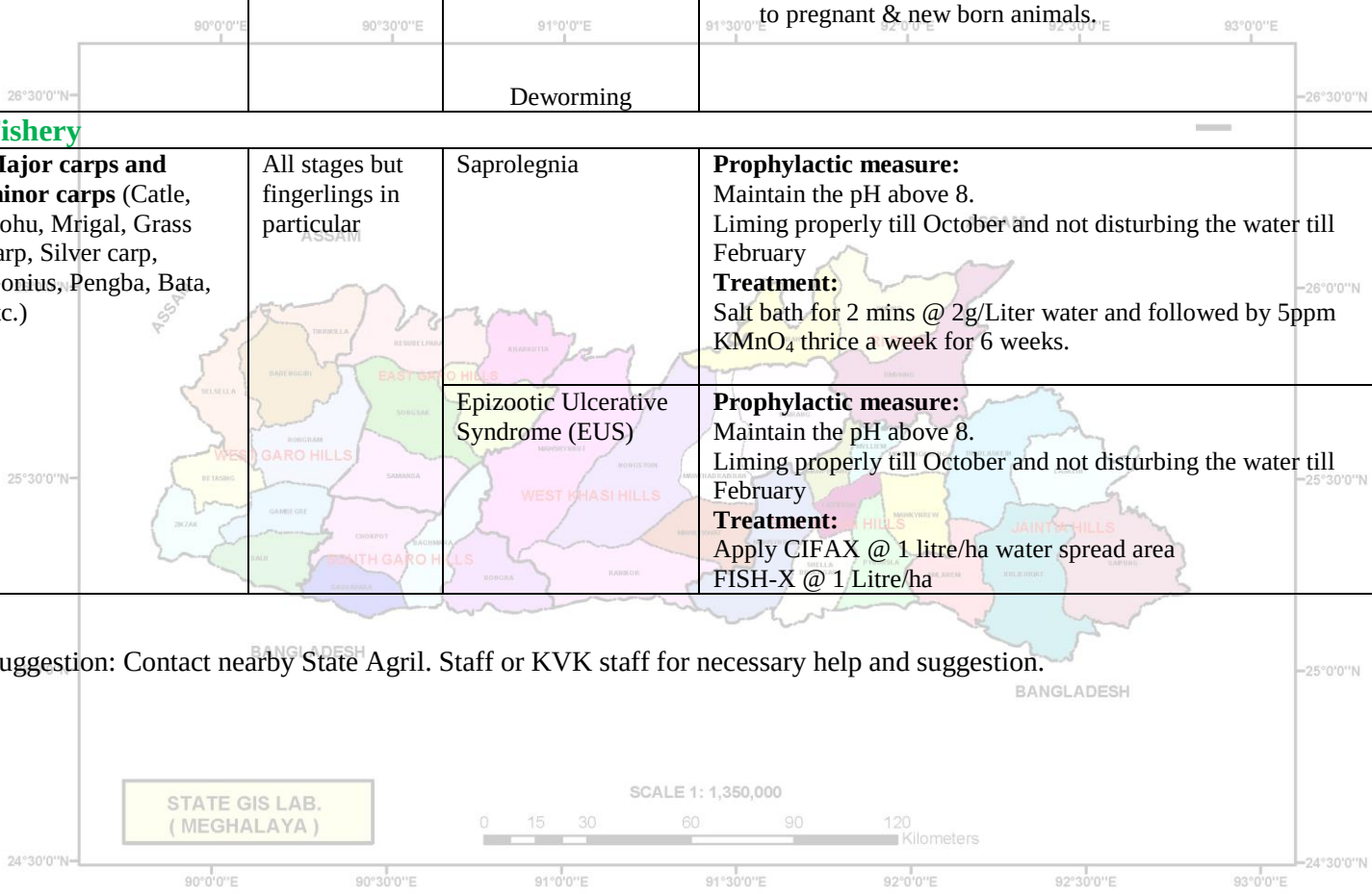

GRAMIN KRISHI MAUSAM SEWA
ICAR Research Complex for NEH Region
Umroi Road, Umiam – 793 103 Meghalaya
☎: Telephone No. : 0364 2570276 (O) Fax: 0364 2570213/Email: iaasbarapani@yahoo.in

RC (AE)/30/2011/ Bulletin/October'2018/52 Dated: 01/10/2018

Agro Advisory Bulletin – Ri-Bhoi
(Period 2nd – 6th October, 2018)

Weather summery of the past four days	Weather forecast valid up to 6th October, 2018
Sky was mainly cloudy with 0.0 mm of rainfall. Maximum temperatures ranged between 27.3-27.5°C and minimum ranged between 16.1–17.4°C. Mean relative humidity was 87-95% in morning and 57-62% in evening. Wind speed ranged between 2-4 kmph.	The possibility of Rainfall is 9.0mm for the next five days. Maximum Temp: 28.0-29.0°C, Minimum Temp: 18.0-19.0°C, Cloud cover: sky will be mainly clear to partly cloudy i.e. 1-4 Okta, Maximum RH: 89-94%, Minimum RH: 51-60%, Wind speed: 2-3 Kmph, Wind direction: Southeast-South.
General Advisories: ➢ Sprays may be given as there is likely to have no rain or very light rain during next five days. ➢ Keep the Vegetable field free from weeds.	**Standardized precipitation outlook using SPI:** ➢ Mildly dry, hence irrigation may be provided wherever needed.

Agro meteorological Advisories for coming 5 days

Main Crop/ Animal /Fisheries	Stage	Pest/Diseases	Agricultural Advisories
Sali/Kharif Rice (Lowland)	Maximum Tillering/ Panicle initiation	Sheath Blight Sheath Rot	• Crop should be monitored regularly for swarming caterpillar damage and follow ICAR pest management guidelines as soon as you notice the incidence. **Management guidelines are available on link"KIRAN"website:** http://www.kiran.nic.in/PEST%20ALERT%20Swarming%20caterpillar.html • Maintain 5cm of standing water in the field. • Spray with Hexaconazole @ 1ml/litre of water at 15 days interval. • Give top dressing with 1/3rd of recommended dose of N at panicle initiation as top dressing.
Kharif Rice (Upland)	Maximum Tillering/Panicle initiation		• Maintain 5cm of standing water in the field. • Give top dressing with 1/3rd of recommended dose of N at panicle initiation as top dressing.
Cole crops (Cabbage, Cauliflower, Broccoli)	Nursery Raising/ Transplanting		• Sow the seeds of broccoli (var. Pushpa, Aiswarya, Fiesta, Lucky), cabbage (H-139) & cauliflower (Local) in the nursery at 5 cm spacing between the line under the protected structures. • The nursery bed should be prepared by mixing well rotten FYM or compost @ 4 kg/m^2 with the soil. • Transplant one month old seedling on the raised bed at 45 x 45 cm spacing (Cabbage, Cauliflower, Broccoli) and 45 x 30 cm (Knol khol). • Prepared the pits by adding FYM (10t/ha) and chemical fertilizers (120:80:60 Kg/ha NPK). • Transplant the seedling in evening and irrigate immediately if

		Damping off	there is no rain. • Soil drenching with Fungicide (safe) @ 2-3g/l before sowing of seeds.
Root Crop (Radish, carrot)	Sowing		• Use improved cultivar such as Japanese white (Radish) and New Kuroda (Carrot). • Soak the seed of carrot over night in water before sowing. • Sow the seed on raised bed of 30-45 cm width. • Sow the seed of carrot at 15-20 cm x 5-7 cm and radish at 25x15 cm spacing. • To maintain proper spacing thining should be done 15-20 days after sowing.
Cucurbits (Cucumber/Pumpkin/ Bottle Gourd/ Ash Gourd/Squash)	Fruiting/Harvesting	Powdery mildew.	• Spray Nimbecidine@1ml/l water to control pest. • Spray wettable Sulphur @3g/l for powdery mildew. • Mature fruits may be harvested.
French bean/Cowpea	Fruiting		• Do manual weeding & staking. • Train the pole type genotype with bamboo sticks after weeding. • Harvest the tender pods for marketing and consumption.
Chilli & Brinjal	Harvesting		• Harvest fruit frequently. • Keep the field free from weeds.
Ginger & Turmeric	Bulking	Soft rot	• Keep the field free from weeds. • If symptom of soft rot is appearing drench the plot with Mancozole (2.5g/l water) or Trichoderma based formulation and pseudomonos 4g/litre.
Khasi Mandarin	Fruit growth & development	Fruit drop Scab	• Collection and discard of fallen fruits in orchard to avoid attraction of fruitfly. • Spray 2,4-D @ 15mg/l + Urea 10g/l + Carbendazim 1g/l or spray planofix 1ml/5l to minimize fruit drop. • Spray Bavistine @ 1g/l of water to control scab.
Animal Sciences			
Poultry	All stages		• Keep the poultry house well ventilated during day time. • Provide vitamin B complex @ 7ml/litre in drinking water daily in broiler for healthy growth. • Litter should be change periodically and provide clean drinking water and changed the water every day. • Diseased and dead birds should be immediately removed. • Regularly inspect the dropings of the poultry birds for any diseases symptom.
		Coccidiosis (Symptoms: blood/mucus in feaces)	• Provide plenty of fresh and clean drinking water. • Provide coccidiostatic like **Amprolium** @ 25-65 mg/kg feed once a day as a preventive measure against coccidiosis.
		Ranikhet disease	• Vaccinate the poultry birds with **F1/ Lasota vaccine** (1 drop) at the age of 4-7 days old and 35 days old through eye and nostril.
Piggery	All stages		• Vaccinate all newly born piglets against swine fever at the age of 3 months followed by annual booster dose. • In endemic areas, vaccinate 6 months old pigs with FMD

GRAMIN KRISHI MAUSAM SEWA
ICAR Research Complex for NEH Region
Umroi Road, Umiam – 793 103 Meghalaya
☎: Telephone No. : 0364 2570276 (O) Fax: 0364 2570213/Email: iaasbarapani@yahoo.in

		Deworming	vaccine once in a year. • Iron supplementation in piglet to prevent from piglet anaemia during 1st week of age. • Deworm your pigs by albendazole @ 5-10 mg/kg body weight once and repeat after 21 days. Do not give to pregnant & new born.
		Skin infection (Scabies)	• Provide Ivermectin (Injection) @ 10mg/33kg body wt.
Cattle & Buffaloes	6-9 months calves	Brucellosis	• Vaccinate 6-9 months old calves with *Brucella abortus* cotton strain-19 @ 5ml subcutaneous on the neck
		Foot & Mouth Disease, HaemorrhagicSepticaemia, Black Quarter	• Undertake regular immunization of cattle & buffaloes against Foot & Mouth disease, Haemorrhagic septicaemia & Black Quarter. • To prevent FMD spread spray 4% sodium carbonate solution (400 gm Na_2 Co_3 in 10 litres of water) or lime/ bleaching powder should be spread every day atleast once around the farm premise & at the entry/exit atleast for 10 days.
		Deworming	• Deworm your cattle & buffaloes by albendazole @ 5-10 mg/kg body weight once and repeat after 21 days. Do not give to pregnant & new born animals.
Fishery			
Major carps and minor carps (Catle, Rohu, Mrigal, Grass carp, Silver carp, Gonius, Pengba, Bata, etc.)	All stages but fingerlings in particular	Saprolegnia	**Prophylactic measure:** Maintain the pH above 8. Liming properly till October and not disturbing the water till February **Treatment:** Salt bath for 2 mins @ 2g/Liter water and followed by 5ppm $KMnO_4$ thrice a week for 6 weeks.
		Epizootic Ulcerative Syndrome (EUS)	**Prophylactic measure:** Maintain the pH above 8. Liming properly till October and not disturbing the water till February **Treatment:** Apply CIFAX @ 1 litre/ha water spread area FISH-X @ 1 Litre/ha

Suggestion: Contact nearby State Agril. Staff or KVK staff for necessary help and suggestion.

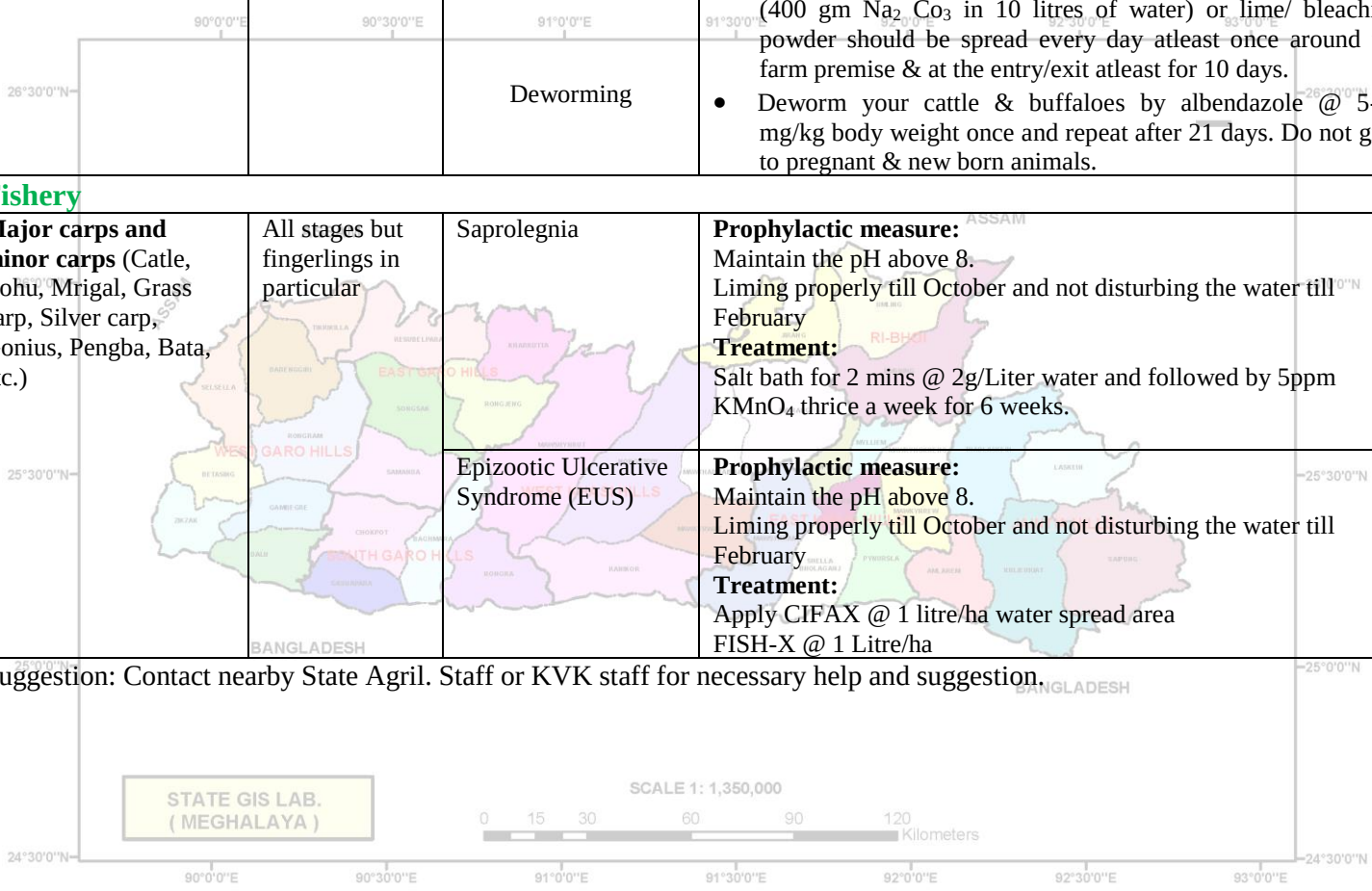

GRAMIN KRISHI MAUSAM SEWA
ICAR Research Complex for NEH Region
Umroi Road, Umiam – 793 103 Meghalaya
☎: Telephone No. : 0364 2570276 (O) Fax: 0364 2570213/Email: iaasbarapani@yahoo.in

RC (AE)/30/2011/ Bulletin/October'2018/52 Dated: 01/10/2018

Agro Advisory Bulletin – SOUTH GARO HILLS
(Period 2nd – 6th October, 2018)

Weather forecast valid up to 6th October, 2018

The possibility of Rainfall is 3.0mm for the next five days. Maximum Temp: 30-32ºC, Minimum Temp: 21-22ºC, Cloud cover: sky will be mainly Clear to mainly cloudy i.e. 1-5 Okta, Maximum RH: 82-87%, Minimum RH: 47-57%, Wind speed: 2-3 Kmph, Wind direction: Northeast- Southeast.

General Advisories:

- Sprays may be given as there is likely to have no rain or very light rain during next five days.
- Keep the Vegetable field free from weeds.

Standardized precipitation outlook using SPI:

- Moderately dry, hence irrigation may be provided wherever needed.

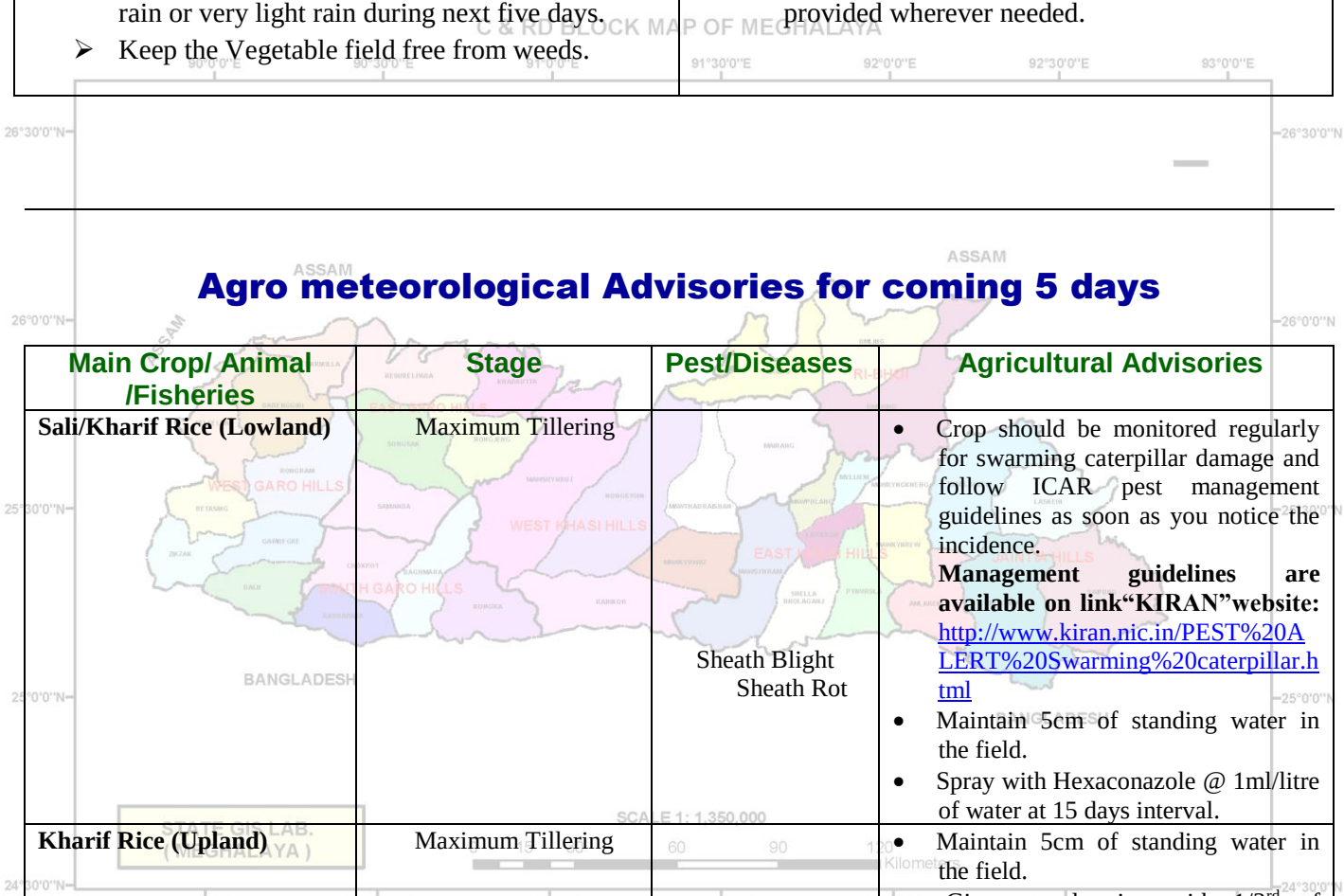

Agro meteorological Advisories for coming 5 days

Main Crop/ Animal /Fisheries	Stage	Pest/Diseases	Agricultural Advisories
Sali/Kharif Rice (Lowland)	Maximum Tillering	Sheath Blight Sheath Rot	• Crop should be monitored regularly for swarming caterpillar damage and follow ICAR pest management guidelines as soon as you notice the incidence. **Management guidelines are available on link"KIRAN"website:** http://www.kiran.nic.in/PEST%20ALERT%20Swarming%20caterpillar.html • Maintain 5cm of standing water in the field. • Spray with Hexaconazole @ 1ml/litre of water at 15 days interval.
Kharif Rice (Upland)	Maximum Tillering		• Maintain 5cm of standing water in the field. • Give top dressing with 1/3rd of recommended dose of N at panicle initiation as top dressing.
Cole crops (Cabbage, Cauliflower, Broccoli)	Nursery Raising/ Transplanting		• Sow the seeds of broccoli (var. Pushpa, Aiswarya, Fiesta, Lucky), cabbage (H-139) & cauliflower (Local) in the nursery at 5 cm spacing between the line under the protected structures. • The nursery bed should be prepared by mixing well rotten FYM or compost @ 4 kg/m^2 with the soil. • Transplant one month old seedling

		Damping off	on the raised bed at 45 x 45 cm spacing (Cabbage, Cauliflower, Broccoli) and 45 x 30 cm (Knol khol). • Prepared the pits by adding FYM (10t/ha) and chemical fertilizers (120:80:60 Kg/ha NPK). • Transplant the seedling in evening and irrigate immediately if there is no rain. • Soil drenching with Fungicide (safe) @ 2-3g/l before sowing of seeds.
Root Crop (Radish, carrot)	Sowing		• Use improved cultivar such as Japanese white (Radish) and New Kuroda (Carrot). • Soak the seed of carrot over night in water before sowing. • Sow the seed on raised bed of 30-45 cm width. • sow the seed of carrot at 15-20 cm x 5-7 cm and radish at 25x15 cm spacing. • To maintain proper spacing thining should be done 15-20 days after sowing.
Cucurbits (Cucumber/Pumpkin/Bottle Gourd/ Ash Gourd/Squash)	Fruiting/Harvesting	Powdery mildew.	• Spray Nimbecidine@1ml/l water to control pest. • Spray wettable Sulphur @3g/l for powdery mildew. • Mature fruits may be harvested.
French bean/Cowpea	Fruiting		• Do manual weeding & staking. • Train the pole type genotype with bamboo sticks after weeding. • Harvest the tender pods for marketing and consumption.
Chilli & Brinjal	Harvesting		• Harvest fruit frequently. • Keep the field free from weeds.
Ginger & Turmeric	Bulking	Soft rot	• Keep the field free from weeds. • If symptom of soft rot is appearing drench the plot with Mancozole (2.5g/l water) or Trichoderma based formulation and Pseudomonas 4g/litre.
Khasi Mandarin	Fruit growth & development	Fruit drop Scab	• Collection and discard of fallen fruits in orchard to avoid attraction of fruitfly. • Spray 2,4-D @ 15mg/l + Urea 10g/l + Carbendazim 1g/l or spray planofix 1ml/5l to minimize fruit drop. • Spray Bavistine @ 1g/l of water to control scab.
Animal Sciences			

GRAMIN KRISHI MAUSAM SEWA
ICAR Research Complex for NEH Region
Umroi Road, Umiam – 793 103 Meghalaya
☎: Telephone No. : 0364 2570276 (O) Fax: 0364 2570213/Email: iaasbarapani@yahoo.in

Poultry	All stages		• Keep the poultry house well ventilated during day time. • Provide vitamin B complex @ 7ml/litre in drinking water daily in broiler for healthy growth. • Litter should be change periodically and provide clean drinking water and changed the water every day. • Diseased and dead birds should be immediately removed. • Regularly inspect the dropings of the poultry birds for any diseases symptom.
		Coccidiosis (Symptoms: blood/mucus in feaces)	• Provide plenty of fresh and clean drinking water. • Provide coccidiostatic like **Amprolium** @ 25-65 mg/kg feed once a day as a preventive measure against coccidiosis.
		Ranikhet disease	• Vaccinate the poultry birds with **F1/ Lasota vaccine** (1 drop) at the age of 4-7 days old and 35 days old through eye and nostril.
Piggery	All stages	Deworming	• Vaccinate all newly born piglets against swine fever at the age of 3 months followed by annual booster dose. • In endemic areas, vaccinate 6 months old pigs with FMD vaccine once in a year. • Iron supplementation in piglet to prevent from piglet anaemia during 1st week of age. • Deworm your pigs by albendazole @ 5-10 mg/kg body weight once and repeat after 21 days. Do not give to pregnant & new born.
		Skin infection (Scabies)	• Provide Ivermectin (Injection) @ 10mg/33kg body wt.
Cattle & Buffaloes	6-9 months calves	Brucellosis	• Vaccinate 6-9 months old calves with *Brucella abortus* cotton strain-19 @ 5ml subcutaneous on the neck
		Foot & Mouth Disease, HaemorrhagicSepticaemia, Black Quarter	• Undertake regular immunization of cattle & buffaloes against Foot & Mouth disease, Haemorrhagic septicaemia & Black Quarter. • To prevent FMD spread spray 4% sodium carbonate solution (400 gm Na_2 Co_3 in 10 litres of water) or lime/ bleaching powder should be spread every day atleast once around the farm premise & at the entry/exit atleast for 10 days.
		Deworming	• Deworm your cattle & buffaloes by albendazole @ 5-10 mg/kg body weight once and repeat after 21 days.

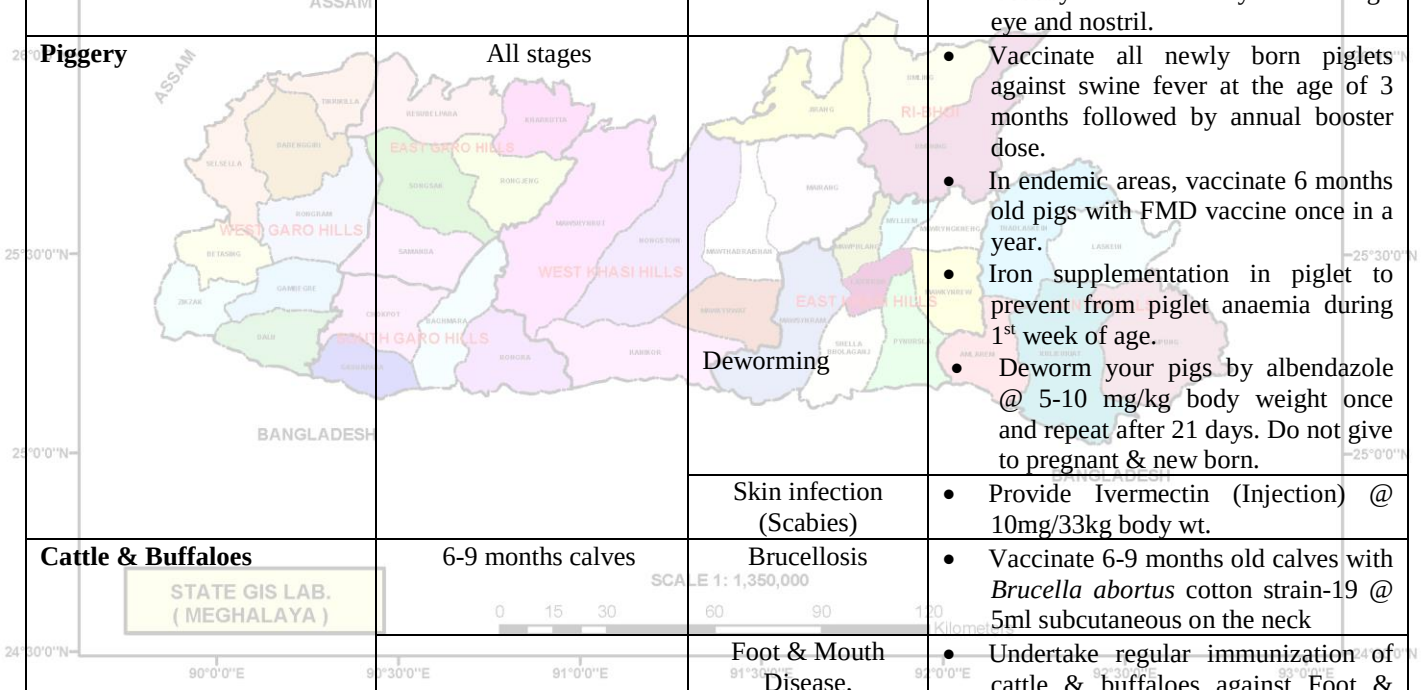

			Do not give to pregnant & new born animals.
Fishery			
Major carps and minor carps (Catle, Rohu, Mrigal, Grass carp, Silver carp, Gonius, Pengba, Bata, etc.)	All stages but fingerlings in particular	Saprolegnia	**Prophylactic measure:** Maintain the pH above 8. Liming properly till October and not disturbing the water till February **Treatment:** Salt bath for 2 mins @ 2g/Liter water and followed by 5ppm $KMnO_4$ thrice a week for 6 weeks.
		Epizootic Ulcerative Syndrome (EUS)	**Prophylactic measure:** Maintain the pH above 8. Liming properly till October and not disturbing the water till February **Treatment:** Apply CIFAX @ 1 litre/ha water spread area FISH-X @ 1 Litre/ha

Suggestion: Contact nearby State Agril. Staff or KVK staff for necessary help and suggestion.

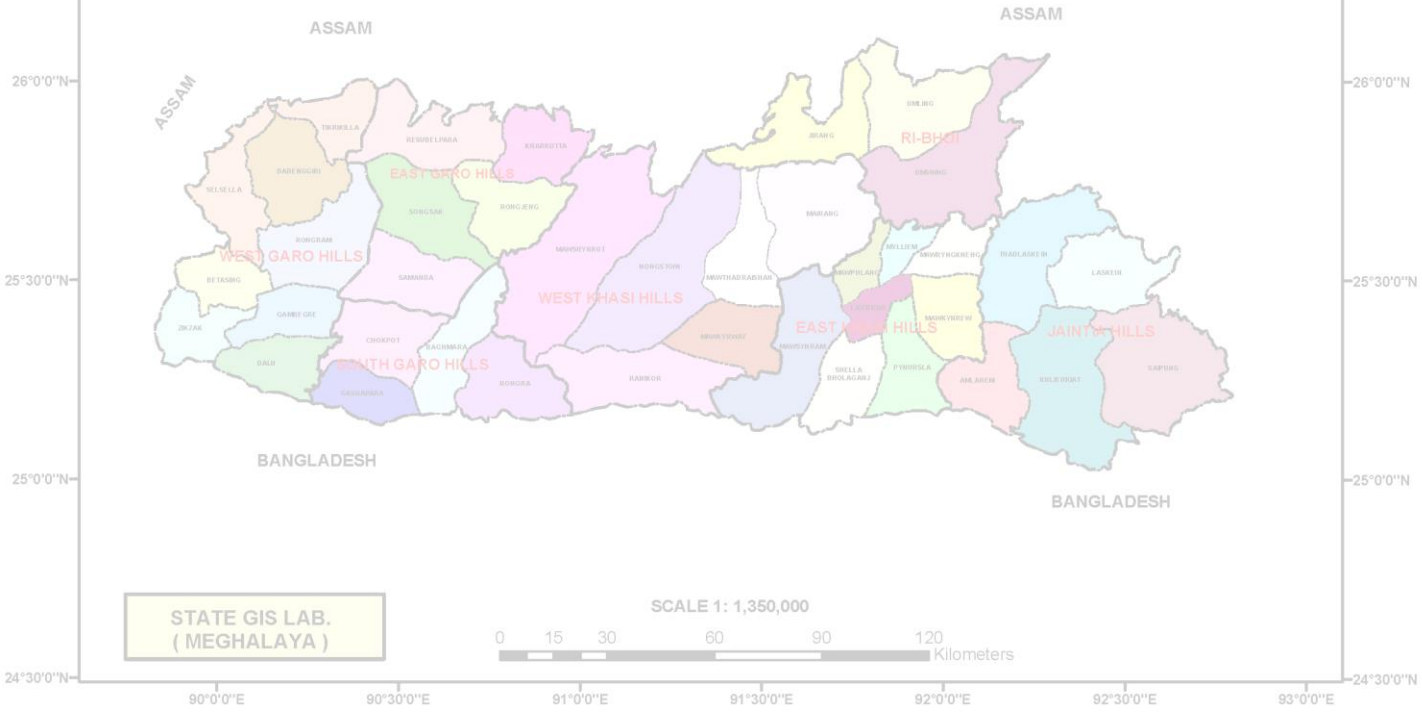

GRAMIN KRISHI MAUSAM SEWA
ICAR Research Complex for NEH Region
Umroi Road, Umiam – 793 103 Meghalaya
☎: Telephone No. : 0364 2570276 (O) Fax: 0364 2570213/Email: iaasbarapani@yahoo.in

RC (AE)/30/2011/ Bulletin/October'2018/52 Dated: 01/10/2018

Agro Advisory Bulletin – SOUTH WEST GARO HILLS
(Period 2nd – 6th October, 2018)

Weather forecast valid up to 6th October, 2018

The possibility of Rainfall is 3.0mm for the next five days. Maximum Temp: 30-32ºC, Minimum Temp: 20-22ºC, Cloud cover: sky will be clear to partly cloudy i.e. 0-4 Okta, Maximum RH: 78-81%, Minimum RH: 49-56%, Wind speed: 4-5 Kmph, Wind direction: East-Southeast.

General Advisories:	Standardized precipitation outlook using SPI:
➢ Sprays may be given as there is likely to have no rain or very light rain during next five days. ➢ Keep the Vegetable field free from weeds.	➢ Moderately dry, hence irrigation may be provided wherever needed.

Agro meteorological Advisories for coming 5 days

Main Crop/ Animal /Fisheries	Stage	Pest/Diseases	Agricultural Advisories
Sali/Kharif Rice (Lowland)	Maximum Tillering	Sheath Blight Sheath Rot	• Crop should be monitored regularly for swarming caterpillar damage and follow ICAR pest management guidelines as soon as you notice the incidence. **Management guidelines are available on link"KIRAN"website:** http://www.kiran.nic.in/PEST%20ALERT%20Swarming%20caterpillar.html • Maintain 5cm of standing water in the field. • Spray with Hexaconazole @ 1ml/litre of water at 15 days interval.
Kharif Rice (Upland)	Maximum Tillering		• Maintain 5cm of standing water in the field. • Give top dressing with 1/3rd of recommended dose of N at panicle initiation as top dressing.
Cole crops (Cabbage, Cauliflower, Broccoli)	Nursery Raising/ Transplanting		• Sow the seeds of broccoli (var. Pushpa, Aiswarya, Fiesta, Lucky), cabbage (H-139) & cauliflower (Local) in the nursery at 5 cm spacing between the line under the protected structures. • The nursery bed should be prepared by mixing well rotten FYM or compost @ 4 kg/m^2 with the soil.

☎: Telephone No. : 0364 2570276 (O) Fax: 0364 2570213/Email: iaasbarapani@yahoo.in

		Damping off	• Transplant one month old seedling on the raised bed at 45 x 45 cm spacing (Cabbage, Cauliflower, Broccoli) and 45 x 30 cm (Knol khol). • Prepared the pits by adding FYM (10t/ha) and chemical fertilizers (120:80:60 Kg/ha NPK). • Transplant the seedling in evening and irrigate immediately if there is no rain. • Soil drenching with Fungicide (safe) @ 2-3g/l before sowing of seeds.
Root Crop (Radish, carrot)	Sowing		• Use improved cultivar such as Japanese white (Radish) and New Kuroda (Carrot). • Soak the seed of carrot over night in water before sowing. • Sow the seed on raised bed of 30-45 cm width. • sow the seed of carrot at 15-20 cm x 5-7 cm and radish at 25x15 cm spacing. • To maintain proper spacing thining should be done 15-20 days after sowing.
Cucurbits (Cucumber/Pumpkin/Bottle Gourd/ Ash Gourd/Squash)	Fruiting/Harvesting	Powdery mildew.	• Spray Nimbecidine@1ml/l water to control pest. • Spray wettable Sulphur @3g/l for powdery mildew. • Mature fruits may be harvested.
French bean/Cowpea	Fruiting		• Do manual weeding & staking. • Train the pole type genotype with bamboo sticks after weeding. • Harvest the tender pods for marketing and consumption.
Chilli & Brinjal	Harvesting		• Harvest fruit frequently. • Keep the field free from weeds.
Ginger & Turmeric	Bulking	Soft rot	• Keep the field free from weeds. • If symptom of soft rot is appearing drench the plot with Mancozole (2.5g/l water) or Trichoderma based formulation and Pseudomonas 4g/litre.
Khasi Mandarin	Fruit growth & development	Fruit drop Scab	• Collection and discard of fallen fruits in orchard to avoid attraction of fruitfly. • Spray 2,4-D @ 15mg/l + Urea 10g/l + Carbendazim 1g/l or spray planofix 1ml/5l to minimize fruit drop. • Spray Bavistine @ 1g/l of water to control scab.
Animal Sciences			
Poultry	All stages		• Keep the poultry house well ventilated

C & RD BLOCK MAP OF MEGHALAYA
STATE GIS LAB. (MEGHALAYA)
SCALE 1: 1,350,000

			during day time. • Provide vitamin B complex @ 7ml/litre in drinking water daily in broiler for healthy growth. • Litter should be change periodically and provide clean drinking water and changed the water every day. • Diseased and dead birds should be immediately removed. • Regularly inspect the dropings of the poultry birds for any diseases symptom.
		Coccidiosis (Symptoms: blood/mucus in feaces)	• Provide plenty of fresh and clean drinking water. • Provide coccidiostatic like **Amprolium** @ 25-65 mg/kg feed once a day as a preventive measure against coccidiosis.
		Ranikhet disease	• Vaccinate the poultry birds with **F1/ Lasota vaccine** (1 drop) at the age of 4-7 days old and 35 days old through eye and nostril.
Piggery	All stages	Deworming	• Vaccinate all newly born piglets against swine fever at the age of 3 months followed by annual booster dose. • In endemic areas, vaccinate 6 months old pigs with FMD vaccine once in a year. • Iron supplementation in piglet to prevent from piglet anaemia during 1st week of age. • Deworm your pigs by albendazole @ 5-10 mg/kg body weight once and repeat after 21 days. Do not give to pregnant & new born.
		Skin infection (Scabies)	• Provide Ivermectin (Injection) @ 10mg/33kg body wt.
Cattle & Buffaloes	6-9 months calves	Brucellosis	• Vaccinate 6-9 months old calves with *Brucella abortus* cotton strain-19 @ 5ml subcutaneous on the neck
		Foot & Mouth Disease, HaemorrhagicSepticaemia, Black Quarter	• Undertake regular immunization of cattle & buffaloes against Foot & Mouth disease, Haemorrhagic septicaemia & Black Quarter. • To prevent FMD spread spray 4% sodium carbonate solution (400 gm Na_2 Co_3 in 10 litres of water) or lime/ bleaching powder should be spread every day atleast once around the farm premise & at the entry/exit atleast for 10 days.
		Deworming	• Deworm your cattle & buffaloes by albendazole @ 5-10 mg/kg body weight once and repeat after 21 days. Do not give to pregnant & new born

			animals.
Fishery			
Major carps and minor carps (Catle, Rohu, Mrigal, Grass carp, Silver carp, Gonius, Pengba, Bata, etc.)	All stages but fingerlings in particular	Saprolegnia	**Prophylactic measure:** Maintain the pH above 8. Liming properly till October and not disturbing the water till February **Treatment:** Salt bath for 2 mins @ 2g/Liter water and followed by 5ppm $KMnO_4$ thrice a week for 6 weeks.
		Epizootic Ulcerative Syndrome (EUS)	**Prophylactic measure:** Maintain the pH above 8. Liming properly till October and not disturbing the water till February **Treatment:** Apply CIFAX @ 1 litre/ha water spread area FISH-X @ 1 Litre/ha

Suggestion: Contact nearby State Agril. Staff or KVK staff for necessary help and suggestion.

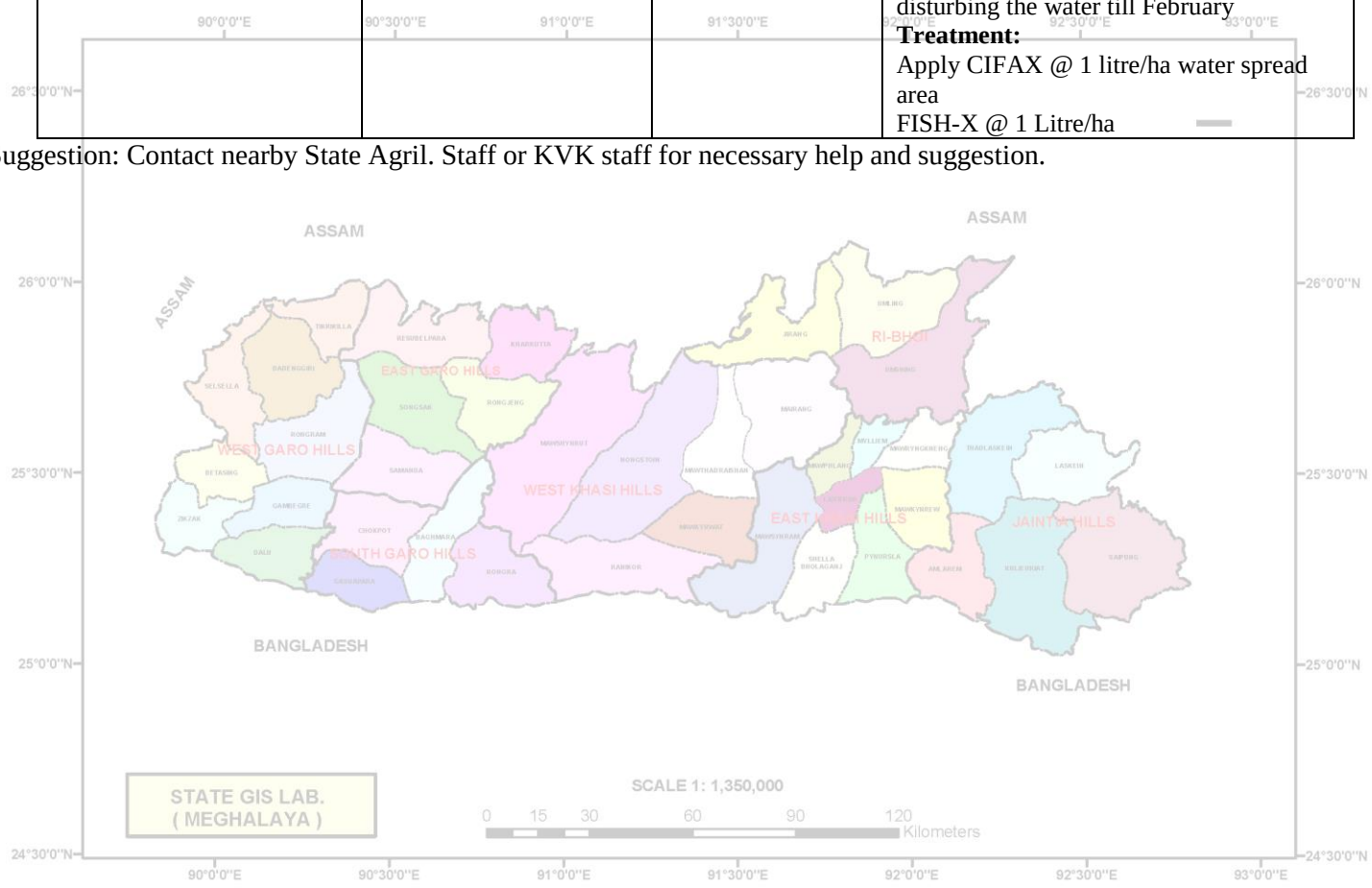

GRAMIN KRISHI MAUSAM SEWA
ICAR Research Complex for NEH Region
Umroi Road, Umiam – 793 103 Meghalaya
☎: Telephone No. : 0364 2570276 (O) Fax: 0364 2570213/Email: iaasbarapani@yahoo.in

RC (AE)/30/2011/ Bulletin/October'2018/52 Dated: 01/10/2018

Agro Advisory Bulletin – SOUTH WEST KHASI HILLS
(Period 2nd – 6th October, 2018)

Weather forecast valid up to 6th October, 2018

The possibility of Rainfall is 0.0mm for the next five days. Maximum Temp: 29-30ºC, Minimum Temp: 19-20ºC, Cloud cover: sky will be clear to partly cloudy i.e. 0-3 Okta, Maximum RH: 66-74%, Minimum RH: 36-46%, Wind speed: 2-4 Kmph, Wind direction: Northeast-Southeast.

General Advisories:	Standardized precipitation outlook using SPI:
➢ Sprays may be given as there is likely to have no rain. ➢ Keep the Vegetable field free from weeds.	➢ Mildly dry, hence irrigation may be provided.

Agro meteorological Advisories for coming 5 days

Main Crop/ Animal /Fisheries	Stage	Pest/Diseases	Agricultural Advisories
Sali/Kharif Rice (Lowland)	Maximum Tillering/ Panicle initiation	Sheath Blight Sheath Rot	• Crop should be monitored regularly for swarming caterpillar damage and follow ICAR pest management guidelines as soon as you notice the incidence. **Management guidelines are available on link"KIRAN"website:** http://www.kiran.nic.in/PEST%20ALERT%20Swarming%20caterpillar.html • Maintain 5cm of standing water in the field. • Spray with Hexaconazole @ 1ml/litre of water at 15 days interval. • Give top dressing with 1/3rd of recommended dose of N at panicle initiation as top dressing.
Kharif Rice (Upland)	Maximum Tillering/Panicle initiation		• Maintain 5cm of standing water in the field. • Give top dressing with 1/3rd of recommended dose of N at panicle initiation as top dressing.
Cole crops (Cabbage, Cauliflower, Broccoli)	Nursery Raising/ Transplanting		• Sow the seeds of broccoli (var. Pushpa, Aiswarya, Fiesta, Lucky), cabbage (H-139) & cauliflower (Local) in the nursery at 5 cm spacing between the line under the protected

☎: Telephone No. : 0364 2570276 (O) Fax: 0364 2570213/Email: iaasbarapani@yahoo.in

		Damping off	structures. • The nursery bed should be prepared by mixing well rotten FYM or compost @ 4 kg/m^2 with the soil. • Transplant one month old seedling on the raised bed at 45 x 45 cm spacing (Cabbage, Cauliflower, Broccoli) and 45 x 30 cm (Knol khol). • Prepared the pits by adding FYM (10t/ha) and chemical fertilizers (120:80:60 Kg/ha NPK). • Transplant the seedling in evening and irrigate immediately if there is no rain. • Soil drenching with Fungicide (safe) @ 2-3g/l before sowing of seeds.
Root Crop (Radish, carrot)	Sowing		• Use improved cultivar such as Japanese white (Radish) and New Kuroda (Carrot). • Soak the seed of carrot over night in water before sowing. • Sow the seed on raised bed of 30-45 cm width. • Sow the seed of carrot at 15-20 cm x 5-7 cm and radish at 25x15 cm spacing. • To maintain proper spacing thining should be done 15-20 days after sowing.
Cucurbits (Cucumber/Pumpkin/Bottle Gourd/ Ash Gourd/Squash)	Fruiting/Harvesting	Powdery mildew.	• Spray Nimbecidine@1ml/l water to control pest. • Spray wettable Sulphur @3g/l for powdery mildew. • Mature fruits may be harvested.
French bean/Cowpea	Fruiting		• Do manual weeding & staking. • Train the pole type genotype with bamboo sticks after weeding. • Harvest the tender pods for marketing and consumption.
Chilli & Brinjal	Harvesting		• Harvest fruit frequently. • Keep the field free from weeds.
Ginger & Turmeric	Bulking	Soft rot	• Keep the field free from weeds. • If symptom of soft rot is appearing drench the plot with Mancozole (2.5g/l water) or Trichoderma based formulation and pseudomonos 4g/litre.
Khasi Mandarin	Fruit growth & development	Fruit drop Scab	• Collection and discard of fallen fruits in orchard to avoid attraction of fruitfly. • Spray 2,4-D @ 15mg/l + Urea 10g/l + Carbendazim 1g/l or spray planofix 1ml/5l to minimize fruit drop. • Spray Bavistine @ 1g/l of water to control scab.

C & RD BLOCK MAP OF MEGHALAYA
STATE GIS LAB. (MEGHALAYA)
SCALE 1: 1,350,000

GRAMIN KRISHI MAUSAM SEWA
ICAR Research Complex for NEH Region
Umroi Road, Umiam – 793 103 Meghalaya
☎: Telephone No. : 0364 2570276 (O) Fax: 0364 2570213/Email: iaasbarapani@yahoo.in

Animal Sciences			
Poultry	All stages		• Keep the poultry house well ventilated during day time. • Provide vitamin B complex @ 7ml/litre in drinking water daily in broiler for healthy growth. • Litter should be change periodically and provide clean drinking water and changed the water every day. • Diseased and dead birds should be immediately removed. • Regularly inspect the dropings of the poultry birds for any diseases symptom.
		Coccidiosis (Symptoms: blood/mucus in feaces)	• Provide plenty of fresh and clean drinking water. • Provide coccidiostatic like **Amprolium** @ 25-65 mg/kg feed once a day as a preventive measure against coccidiosis.
		Ranikhet disease	• Vaccinate the poultry birds with **F1/ Lasota vaccine** (1 drop) at the age of 4-7 days old and 35 days old through eye and nostril.
Piggery	All stages	Deworming	• Vaccinate all newly born piglets against swine fever at the age of 3 months followed by annual booster dose. • In endemic areas, vaccinate 6 months old pigs with FMD vaccine once in a year. • Iron supplementation in piglet to prevent from piglet anaemia during 1st week of age. • Deworm your pigs by albendazole @ 5-10 mg/kg body weight once and repeat after 21 days. Do not give to pregnant & new born.
		Skin infection (Scabies)	• Provide Ivermectin (Injection) @ 10mg/33kg body wt.
Cattle & Buffaloes	6-9 months calves	Brucellosis	• Vaccinate 6-9 months old calves with *Brucella abortus* cotton strain-19 @ 5ml subcutaneous on the neck
		Foot & Mouth Disease, HaemorrhagicSeptic aemia, Black Quarter	• Undertake regular immunization of cattle & buffaloes against Foot & Mouth disease, Haemorrhagic septicaemia & Black Quarter. • To prevent FMD spread spray 4% sodium carbonate solution (400 gm Na_2 Co_3 in 10 litres of water) or lime/ bleaching powder should be spread every day atleast once around the farm premise & at the entry/exit atleast for 10 days. • Deworm your cattle & buffaloes by

		Deworming	albendazole @ 5-10 mg/kg body weight once and repeat after 21 days. Do not give to pregnant & new born animals.
Fishery			
Major carps and minor carps (Catle, Rohu, Mrigal, Grass carp, Silver carp, Gonius, Pengba, Bata, etc.)	All stages but fingerlings in particular	Saprolegnia	**Prophylactic measure:** Maintain the pH above 8. Liming properly till October and not disturbing the water till February **Treatment:** Salt bath for 2 mins @ 2g/Liter water and followed by 5ppm $KMnO_4$ thrice a week for 6 weeks.
		Epizootic Ulcerative Syndrome (EUS)	**Prophylactic measure:** Maintain the pH above 8. Liming properly till October and not disturbing the water till February **Treatment:** Apply CIFAX @ 1 litre/ha water spread area FISH-X @ 1 Litre/ha

Suggestion: Contact nearby State Agril. Staff or KVK staff for necessary help and suggestion.

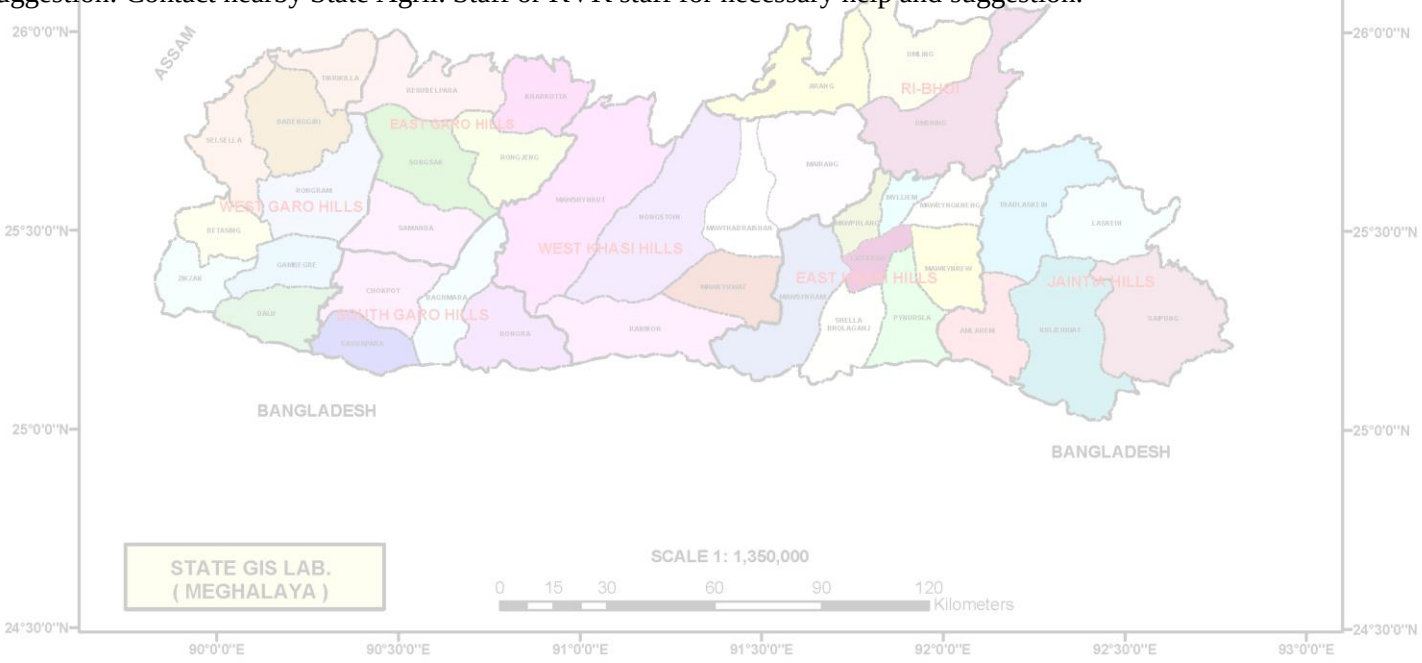

GRAMIN KRISHI MAUSAM SEWA
ICAR Research Complex for NEH Region
Umroi Road, Umiam – 793 103 Meghalaya
☎: Telephone No. : 0364 2570276 (O) Fax: 0364 2570213/Email: iaasbarapani@yahoo.in

RC (AE)/30/2011/ Bulletin/October'2018/52 Dated: 01/10/2018

Agro Advisory Bulletin – WEST GARO HILLS
(Period 2nd – 6th October, 2018)

Weather forecast valid up to 6th October, 2018

The possibility of Rainfall is 3.0mm for the next five days. Maximum Temp: 29-30°C, Minimum Temp: 20-24°C, Cloud cover: sky will be mainly clear to partly cloudy i.e. 2-4 Okta, Maximum RH: 78-81%, Minimum RH: 49-56%, Wind speed: 4-5 Kmph, Wind direction: East-Southeast.

General Advisories:	Standardized precipitation outlook using SPI:
➢ Sprays may be given as there is likely to have no rain or very light rain during next five days. ➢ Keep the Vegetable field free from weeds.	➢ Moderately dry, hence irrigation may be provided wherever needed.

Agro meteorological Advisories for coming 5 days

Main Crop/ Animal /Fisheries	Stage	Pest/Diseases	Agricultural Advisories
Sali/Kharif Rice (Lowland)	Maximum Tillering	Sheath Blight Sheath Rot	• Crop should be monitored regularly for swarming caterpillar damage and follow ICAR pest management guidelines as soon as you notice the incidence. **Management guidelines are available on link"KIRAN"website:** http://www.kiran.nic.in/PEST%20ALERT%20Swarming%20caterpillar.html • Maintain 5cm of standing water in the field. • Spray with Hexaconazole @ 1ml/litre of water at 15 days interval.
Kharif Rice (Upland)	Maximum Tillering		• Maintain 5cm of standing water in the field. • Give top dressing with 1/3rd of recommended dose of N at panicle initiation as top dressing.
Cole crops (Cabbage, Cauliflower, Broccoli)	Nursery Raising/ Transplanting		• Sow the seeds of broccoli (var. Pushpa, Aiswarya, Fiesta, Lucky), cabbage (H-139) & cauliflower (Local) in the nursery at 5 cm spacing between the line under the protected structures. • The nursery bed should be prepared by mixing well rotten FYM or

		Damping off	compost @ 4 kg/m^2 with the soil. • Transplant one month old seedling on the raised bed at 45 x 45 cm spacing (Cabbage, Cauliflower, Broccoli) and 45 x 30 cm (Knol khol). • Prepared the pits by adding FYM (10t/ha) and chemical fertilizers (120:80:60 Kg/ha NPK). • Transplant the seedling in evening and irrigate immediately if there is no rain. • Soil drenching with Fungicide (safe) @ 2-3g/l before sowing of seeds.
Root Crop (Radish, carrot)	Sowing		• Use improved cultivar such as Japanese white (Radish) and New Kuroda (Carrot). • Soak the seed of carrot over night in water before sowing. • Sow the seed on raised bed of 30-45 cm width. • sow the seed of carrot at 15-20 cm x 5-7 cm and radish at 25x15 cm spacing. • To maintain proper spacing thining should be done 15-20 days after sowing.
Cucurbits (Cucumber/Pumpkin/Bottle Gourd/ Ash Gourd/Squash)	Fruiting/Harvesting	Powdery mildew.	• Spray Nimbecidine@1ml/l water to control pest. • Spray wettable Sulphur @3g/l for powdery mildew. • Mature fruits may be harvested.
French bean/Cowpea	Fruiting		• Do manual weeding & staking. • Train the pole type genotype with bamboo sticks after weeding. • Harvest the tender pods for marketing and consumption.
Chilli & Brinjal	Harvesting		• Harvest fruit frequently. • Keep the field free from weeds.
Ginger & Turmeric	Bulking	Soft rot	• Keep the field free from weeds. • If symptom of soft rot is appearing drench the plot with Mancozole (2.5g/l water) or Trichoderma based formulation and Pseudomonas 4g/litre.
Khasi Mandarin	Fruit growth & development	Fruit drop Scab	• Collection and discard of fallen fruits in orchard to avoid attraction of fruitfly. • Spray 2,4-D @ 15mg/l + Urea 10g/l + Carbendazim 1g/l or spray planofix 1ml/5l to minimize fruit drop. • Spray Bavistine @ 1g/l of water to control scab.
Animal Sciences			

GRAMIN KRISHI MAUSAM SEWA
ICAR Research Complex for NEH Region
Umroi Road, Umiam – 793 103 Meghalaya
☎: Telephone No. : 0364 2570276 (O) Fax: 0364 2570213/Email: iaasbarapani@yahoo.in

Poultry	All stages		• Keep the poultry house well ventilated during day time. • Provide vitamin B complex @ 7ml/litre in drinking water daily in broiler for healthy growth. • Litter should be change periodically and provide clean drinking water and changed the water every day. • Diseased and dead birds should be immediately removed. • Regularly inspect the dropings of the poultry birds for any diseases symptom.
		Coccidiosis (Symptoms: blood/mucus in feaces)	• Provide plenty of fresh and clean drinking water. • Provide coccidiostatic like **Amprolium** @ 25-65 mg/kg feed once a day as a preventive measure against coccidiosis.
		Ranikhet disease	• Vaccinate the poultry birds with **F1/ Lasota vaccine** (1 drop) at the age of 4-7 days old and 35 days old through eye and nostril.
Piggery	All stages	Deworming	• Vaccinate all newly born piglets against swine fever at the age of 3 months followed by annual booster dose. • In endemic areas, vaccinate 6 months old pigs with FMD vaccine once in a year. • Iron supplementation in piglet to prevent from piglet anaemia during 1st week of age. • Deworm your pigs by albendazole @ 5-10 mg/kg body weight once and repeat after 21 days. Do not give to pregnant & new born.
		Skin infection (Scabies)	• Provide Ivermectin (Injection) @ 10mg/33kg body wt.
Cattle & Buffaloes	6-9 months calves	Brucellosis	• Vaccinate 6-9 months old calves with *Brucella abortus* cotton strain-19 @ 5ml subcutaneous on the neck
		Foot & Mouth Disease, HaemorrhagicSepticaemia, Black Quarter	• Undertake regular immunization of cattle & buffaloes against Foot & Mouth disease, Haemorrhagic septicaemia & Black Quarter. • To prevent FMD spread spray 4% sodium carbonate solution (400 gm $Na_2 Co_3$ in 10 litres of water) or lime/ bleaching powder should be spread every day atleast once around the farm premise & at the entry/exit atleast for 10 days.
		Deworming	• Deworm your cattle & buffaloes by albendazole @ 5-10 mg/kg body weight once and repeat after 21 days.

			Do not give to pregnant & new born animals.
Fishery			
Major carps and minor carps (Catle, Rohu, Mrigal, Grass carp, Silver carp, Gonius, Pengba, Bata, etc.)	All stages but fingerlings in particular	Saprolegnia	**Prophylactic measure:** Maintain the pH above 8. Liming properly till October and not disturbing the water till February **Treatment:** Salt bath for 2 mins @ 2g/Liter water and followed by 5ppm $KMnO_4$ thrice a week for 6 weeks.
		Epizootic Ulcerative Syndrome (EUS)	**Prophylactic measure:** Maintain the pH above 8. Liming properly till October and not disturbing the water till February **Treatment:** Apply CIFAX @ 1 litre/ha water spread area FISH-X @ 1 Litre/ha

Suggestion: Contact nearby State Agril. Staff or KVK staff for necessary help and suggestion.

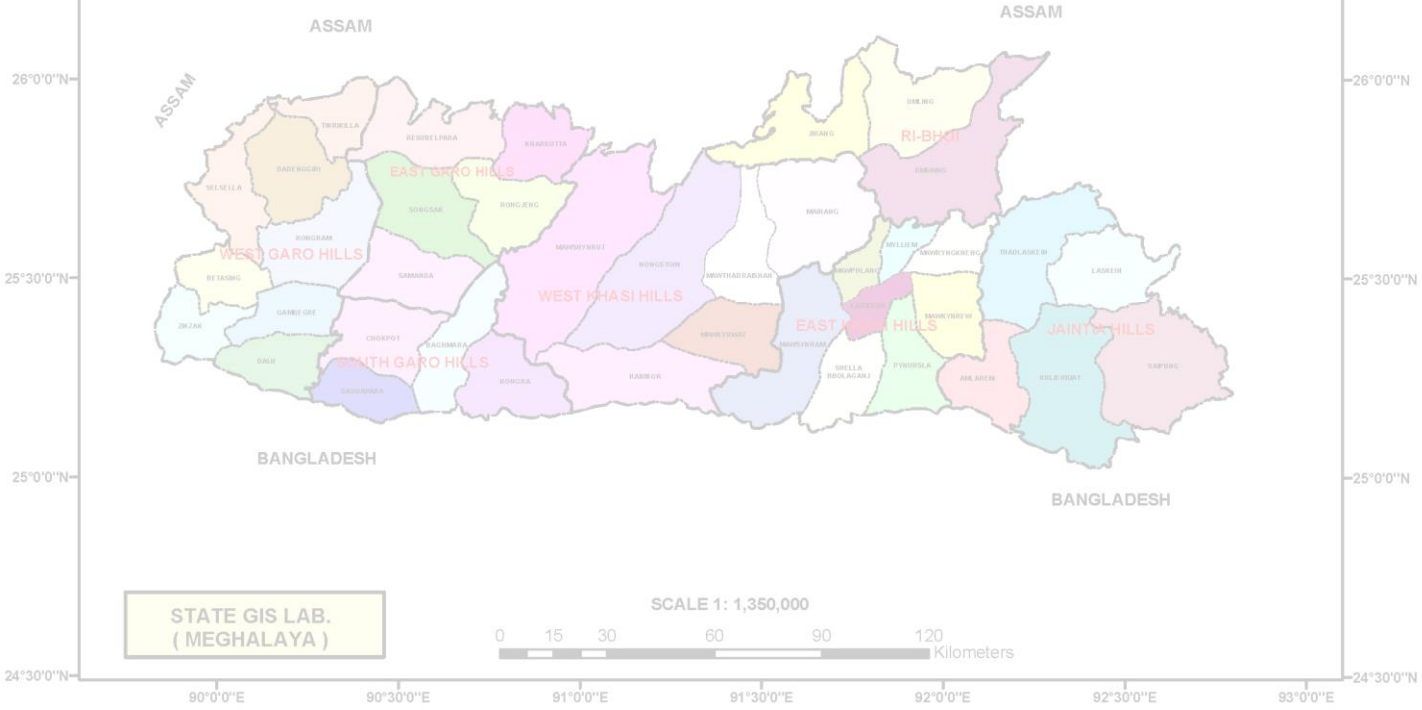

GRAMIN KRISHI MAUSAM SEWA
ICAR Research Complex for NEH Region
Umroi Road, Umiam – 793 103 Meghalaya
☎: Telephone No. : 0364 2570276 (O) Fax: 0364 2570213/Email: iaasbarapani@yahoo.in

RC (AE)/30/2011/ Bulletin/October'2018/52 Dated: 01/10/2018

Agro Advisory Bulletin – WEST JAINTIA HILLS
(Period 2nd – 6th October, 2018)

Weather forecast valid up to 6th October, 2018

The possibility of Rainfall is 10.0mm for the next five days. Maximum Temp: 28-30ºC, Minimum Temp: 18-20ºC, Cloud cover: sky will be clear to partly cloudy i.e. 0-4 Okta, Maximum RH: 83-92%, Minimum RH: 50-61%, Wind speed: 3-4 Kmph, Wind direction: East-South.

General Advisories:	Standardized precipitation outlook using SPI:
➢ Sprays may be given as there is likely to have no rain or very light rain during next five days. ➢ Keep the Vegetable field free from weeds.	Mildly dry, hence irrigation may be provided wherever needed.

Agro meteorological Advisories for coming 5 days

Main Crop/ Animal /Fisheries	Stage	Pest/Diseases	Agricultural Advisories
Sali/Kharif Rice (Lowland)	Maximum Tillering/ Panicle initiation	Sheath Blight Sheath Rot	• Crop should be monitored regularly for swarming caterpillar damage and follow ICAR pest management guidelines as soon as you notice the incidence. **Management guidelines are available on link"KIRAN"website:** http://www.kiran.nic.in/PEST%20ALERT%20Swarming%20caterpillar.html • Maintain 5cm of standing water in the field. • Spray with Hexaconazole @ 1ml/litre of water at 15 days interval. • Give top dressing with 1/3rd of recommended dose of N at panicle initiation as top dressing.
Kharif Rice (Upland)	Maximum Tillering/Panicle initiation		• Maintain 5cm of standing water in the field. • Give top dressing with 1/3rd of recommended dose of N at panicle initiation as top dressing.
Cole crops (Cabbage, Cauliflower, Broccoli)	Nursery Raising/ Transplanting		• Sow the seeds of broccoli (var. Pushpa, Aiswarya, Fiesta, Lucky), cabbage (H-139) & cauliflower (Local) in the nursery at 5 cm spacing

☎: Telephone No. : 0364 2570276 (O) Fax: 0364 2570213/Email: iaasbarapani@yahoo.in

		Damping off	between the line under the protected structures. • The nursery bed should be prepared by mixing well rotten FYM or compost @ 4 kg/m^2 with the soil. • Transplant one month old seedling on the raised bed at 45 x 45 cm spacing (Cabbage, Cauliflower, Broccoli) and 45 x 30 cm (Knol khol). • Prepared the pits by adding FYM (10t/ha) and chemical fertilizers (120:80:60 Kg/ha NPK). • Transplant the seedling in evening and irrigate immediately if there is no rain. • Soil drenching with Fungicide (safe) @ 2-3g/l before sowing of seeds.
Root Crop (Radish, carrot)	Sowing		• Use improved cultivar such as Japanese white (Radish) and New Kuroda (Carrot). • Soak the seed of carrot over night in water before sowing. • Sow the seed on raised bed of 30-45 cm width. • Sow the seed of carrot at 15-20 cm x 5-7 cm and radish at 25x15 cm spacing. • To maintain proper spacing thining should be done 15-20 days after sowing.
Cucurbits (Cucumber/Pumpkin/Bottle Gourd/ Ash Gourd/Squash)	Fruiting/Harvesting	Powdery mildew.	• Spray Nimbecidine@1ml/l water to control pest. • Spray wettable Sulphur @3g/l for powdery mildew. • Mature fruits may be harvested.
French bean/Cowpea	Fruiting		• Do manual weeding & staking. • Train the pole type genotype with bamboo sticks after weeding. • Harvest the tender pods for marketing and consumption.
Chilli & Brinjal	Harvesting		• Harvest fruit frequently. • Keep the field free from weeds.
Ginger & Turmeric	Bulking	Soft rot	• Keep the field free from weeds. • If symptom of soft rot is appearing drench the plot with Mancozole (2.5g/l water) or Trichoderma based formulation and pseudomonos 4g/litre.
Khasi Mandarin	Fruit growth & development	Fruit drop	• Collection and discard of fallen fruits in orchard to avoid attraction of fruitfly. • Spray 2,4-D @ 15mg/l + Urea 10g/l + Carbendazim 1g/l or spray planofix 1ml/5l to minimize fruit drop.

		Scab	• Spray Bavistine @ 1g/l of water to control scab.
Animal Sciences			
Poultry	All stages		• Keep the poultry house well ventilated during day time. • Provide vitamin B complex @ 7ml/litre in drinking water daily in broiler for healthy growth. • Litter should be change periodically and provide clean drinking water and changed the water every day. • Diseased and dead birds should be immediately removed. • Regularly inspect the dropings of the poultry birds for any diseases symptom.
		Coccidiosis (Symptoms: blood/mucus in feaces)	• Provide plenty of fresh and clean drinking water. • Provide coccidiostatic like **Amprolium** @ 25-65 mg/kg feed once a day as a preventive measure against coccidiosis.
		Ranikhet disease	• Vaccinate the poultry birds with **F1/ Lasota vaccine** (1 drop) at the age of 4-7 days old and 35 days old through eye and nostril.
Piggery	All stages		• Vaccinate all newly born piglets against swine fever at the age of 3 months followed by annual booster dose. • In endemic areas, vaccinate 6 months old pigs with FMD vaccine once in a year. • Iron supplementation in piglet to prevent from piglet anaemia during 1st week of age.
		Deworming	• Deworm your pigs by albendazole @ 5-10 mg/kg body weight once and repeat after 21 days. Do not give to pregnant & new born.
		Skin infection (Scabies)	• Provide Ivermectin (Injection) @ 10mg/33kg body wt.
Cattle & Buffaloes	6-9 months calves	Brucellosis	• Vaccinate 6-9 months old calves with *Brucella abortus* cotton strain-19 @ 5ml subcutaneous on the neck
		Foot & Mouth Disease, HaemorrhagicSepticaemia, Black Quarter	• Undertake regular immunization of cattle & buffaloes against Foot & Mouth disease, Haemorrhagic septicaemia & Black Quarter. • To prevent FMD spread spray 4% sodium carbonate solution (400 gm Na_2 Co_3 in 10 litres of water) or lime/ bleaching powder should be spread every day atleast once around the farm premise & at the entry/exit atleast for

		Deworming	10 days. • Deworm your cattle & buffaloes by albendazole @ 5-10 mg/kg body weight once and repeat after 21 days. Do not give to pregnant & new born animals.
Fishery			
Major carps and minor carps (Catle, Rohu, Mrigal, Grass carp, Silver carp, Gonius, Pengba, Bata, etc.)	All stages but fingerlings in particular	Saprolegnia	**Prophylactic measure:** Maintain the pH above 8. Liming properly till October and not disturbing the water till February **Treatment:** Salt bath for 2 mins @ 2g/Liter water and followed by 5ppm $KMnO_4$ thrice a week for 6 weeks.
		Epizootic Ulcerative Syndrome (EUS)	**Prophylactic measure:** Maintain the pH above 8. Liming properly till October and not disturbing the water till February **Treatment:** Apply CIFAX @ 1 litre/ha water spread area FISH-X @ 1 Litre/ha

Suggestion: Contact nearby State Agril. Staff or KVK staff for necessary help and suggestion.

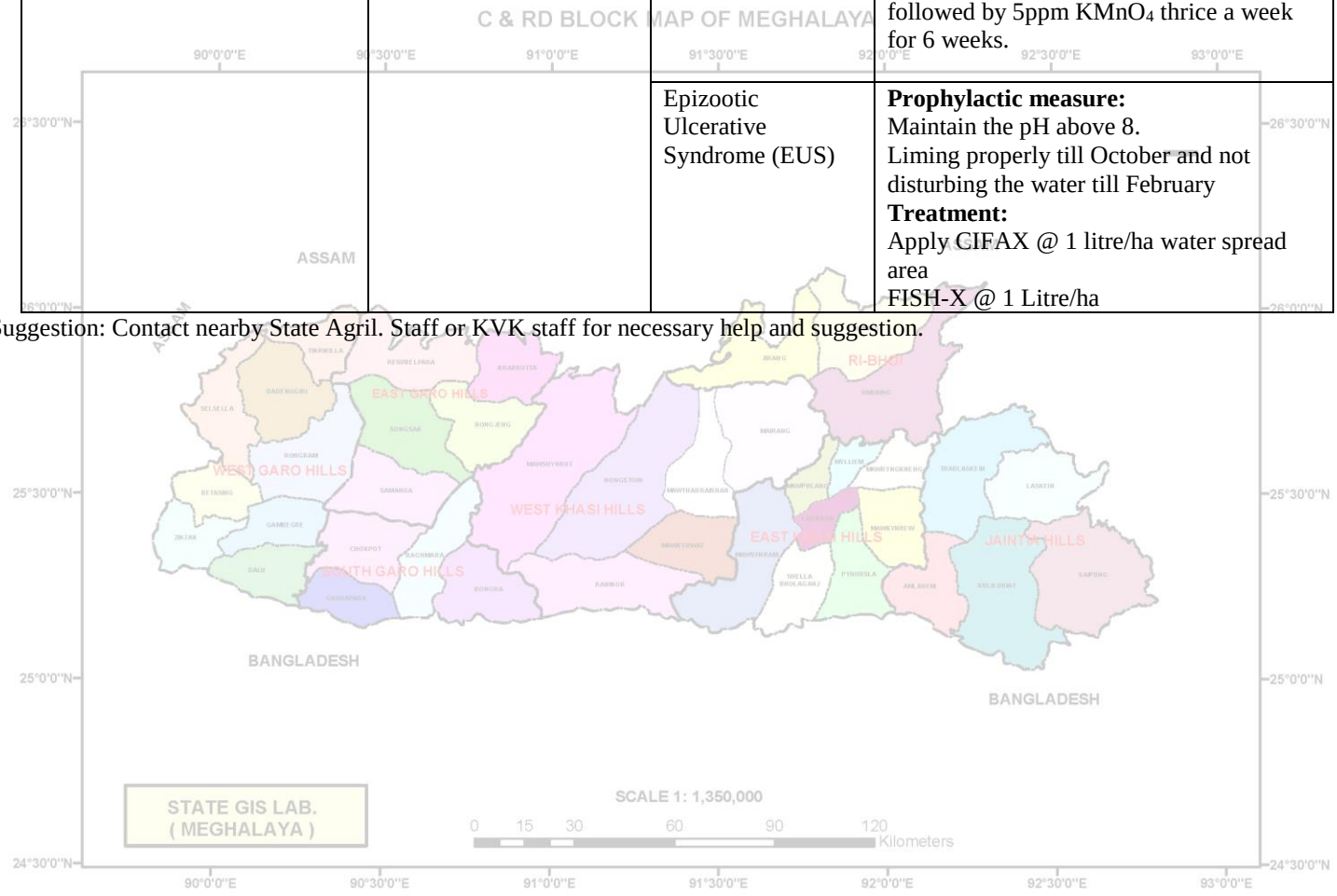

GRAMIN KRISHI MAUSAM SEWA
ICAR Research Complex for NEH Region
Umroi Road, Umiam – 793 103 Meghalaya
☎: Telephone No. : 0364 2570276 (O) Fax: 0364 2570213/Email: iaasbarapani@yahoo.in

RC (AE)/30/2011/ Bulletin/October'2018/52 Dated: 01/10/2018

Agro Advisory Bulletin – WEST KHASI HILLS
(Period 2nd – 6th October, 2018)

Weather forecast valid up to 6th October, 2018

The possibility of Rainfall is 7.0mm for the next five days. Maximum Temp: 28-30ºC, Minimum Temp: 18-20ºC, Cloud cover: sky will be clear to partly cloudy i.e. 0-4 Okta, Maximum RH: 83-92%, Minimum RH: 50-61%, Wind speed: 2-4 Kmph, Wind direction: East-South.

General Advisories:

- Sprays may be given as there is likely to have no rain or very light rain during next five days.
- Keep the Vegetable field free from weeds.

Standardized precipitation outlook using SPI:

Mildly dry, hence irrigation may be provided wherever needed.

Agro meteorological Advisories for coming 5 days

Main Crop/ Animal /Fisheries	Stage	Pest/Diseases	Agricultural Advisories
Sali/Kharif Rice (Lowland)	Maximum Tillering/ Panicle initiation	Sheath Blight Sheath Rot	• Crop should be monitored regularly for swarming caterpillar damage and follow ICAR pest management guidelines as soon as you notice the incidence. **Management guidelines are available on link"KIRAN"website:** http://www.kiran.nic.in/PEST%20ALERT%20Swarming%20caterpillar.html • Maintain 5cm of standing water in the field. • Spray with Hexaconazole @ 1ml/litre of water at 15 days interval. • Give top dressing with 1/3rd of recommended dose of N at panicle initiation as top dressing.
Kharif Rice (Upland)	Maximum Tillering/Panicle initiation		• Maintain 5cm of standing water in the field. • Give top dressing with 1/3rd of recommended dose of N at panicle initiation as top dressing.
Cole crops (Cabbage, Cauliflower, Broccoli)	Nursery Raising/ Transplanting		• Sow the seeds of broccoli (var. Pushpa, Aiswarya, Fiesta, Lucky), cabbage (H-139) & cauliflower (Local) in the nursery at 5 cm spacing between the line under the protected structures. • The nursery bed should be prepared by

		Damping off	mixing well rotten FYM or compost @ 4 kg/m^2 with the soil. • Transplant one month old seedling on the raised bed at 45 x 45 cm spacing (Cabbage, Cauliflower, Broccoli) and 45 x 30 cm (Knol khol). • Prepared the pits by adding FYM (10t/ha) and chemical fertilizers (120:80:60 Kg/ha NPK). • Transplant the seedling in evening and irrigate immediately if there is no rain. • Soil drenching with Fungicide (safe) @ 2-3g/l before sowing of seeds.
Root Crop (Radish, carrot)	Sowing		• Use improved cultivar such as Japanese white (Radish) and New Kuroda (Carrot). • Soak the seed of carrot over night in water before sowing. • Sow the seed on raised bed of 30-45 cm width. • Sow the seed of carrot at 15-20 cm x 5-7 cm and radish at 25x15 cm spacing. • To maintain proper spacing thining should be done 15-20 days after sowing.
Cucurbits (Cucumber/Pumpkin/Bottle Gourd/ Ash Gourd/Squash)	Fruiting/Harvesting	Powdery mildew.	• Spray Nimbecidine@1ml/l water to control pest. • Spray wettable Sulphur @3g/l for powdery mildew. • Mature fruits may be harvested.
French bean/Cowpea	Fruiting		• Do manual weeding & staking. • Train the pole type genotype with bamboo sticks after weeding. • Harvest the tender pods for marketing and consumption.
Chilli & Brinjal	Harvesting		• Harvest fruit frequently. • Keep the field free from weeds.
Ginger & Turmeric	Bulking	Soft rot	• Keep the field free from weeds. • If symptom of soft rot is appearing drench the plot with Mancozole (2.5g/l water) or Trichoderma based formulation and pseudomonos 4g/litre.
Khasi Mandarin	Fruit growth & development	Fruit drop Scab	• Collection and discard of fallen fruits in orchard to avoid attraction of fruitfly. • Spray 2,4-D @ 15mg/l + Urea 10g/l + Carbendazim 1g/l or spray planofix 1ml/5l to minimize fruit drop. • Spray Bavistine @ 1g/l of water to control scab.
Animal Sciences			
Poultry	All stages		• Keep the poultry house well ventilated

			during day time. • Provide vitamin B complex @ 7ml/litre in drinking water daily in broiler for healthy growth. • Litter should be change periodically and provide clean drinking water and changed the water every day. • Diseased and dead birds should be immediately removed. • Regularly inspect the dropings of the poultry birds for any diseases symptom.
		Coccidiosis (Symptoms: blood/mucus in feaces)	• Provide plenty of fresh and clean drinking water. • Provide coccidiostatic like **Amprolium** @ 25-65 mg/kg feed once a day as a preventive measure against coccidiosis.
		Ranikhet disease	• Vaccinate the poultry birds with **F1/ Lasota vaccine** (1 drop) at the age of 4-7 days old and 35 days old through eye and nostril.
Piggery	All stages	Deworming	• Vaccinate all newly born piglets against swine fever at the age of 3 months followed by annual booster dose. • In endemic areas, vaccinate 6 months old pigs with FMD vaccine once in a year. • Iron supplementation in piglet to prevent from piglet anaemia during 1st week of age. • Deworm your pigs by albendazole @ 5-10 mg/kg body weight once and repeat after 21 days. Do not give to pregnant & new born.
		Skin infection (Scabies)	• Provide Ivermectin (Injection) @ 10mg/33kg body wt.
Cattle & Buffaloes	6-9 months calves	Brucellosis	• Vaccinate 6-9 months old calves with *Brucella abortus* cotton strain-19 @ 5ml subcutaneous on the neck
		Foot & Mouth Disease, HaemorrhagicSepticaemia, Black Quarter	• Undertake regular immunization of cattle & buffaloes against Foot & Mouth disease, Haemorrhagic septicaemia & Black Quarter. • To prevent FMD spread spray 4% sodium carbonate solution (400 gm Na_2Co_3 in 10 litres of water) or lime/ bleaching powder should be spread every day atleast once around the farm premise & at the entry/exit atleast for 10 days.
		Deworming	• Deworm your cattle & buffaloes by albendazole @ 5-10 mg/kg body weight once and repeat after 21 days. Do not give to pregnant & new born animals.
Fishery			
Major carps and minor carps	All stages but	Saprolegnia	**Prophylactic measure:**

(Catle, Rohu, Mrigal, Grass carp, Silver carp, Gonius, Pengba, Bata, etc.)	fingerlings in particular		Maintain the pH above 8. Liming properly till October and not disturbing the water till February **Treatment:** Salt bath for 2 mins @ 2g/Liter water and followed by 5ppm $KMnO_4$ thrice a week for 6 weeks.
		Epizootic Ulcerative Syndrome (EUS)	**Prophylactic measure:** Maintain the pH above 8. Liming properly till October and not disturbing the water till February **Treatment:** Apply CIFAX @ 1 litre/ha water spread area FISH-X @ 1 Litre/ha

Suggestion: Contact nearby State Agril. Staff or KVK staff for necessary help and suggestion.

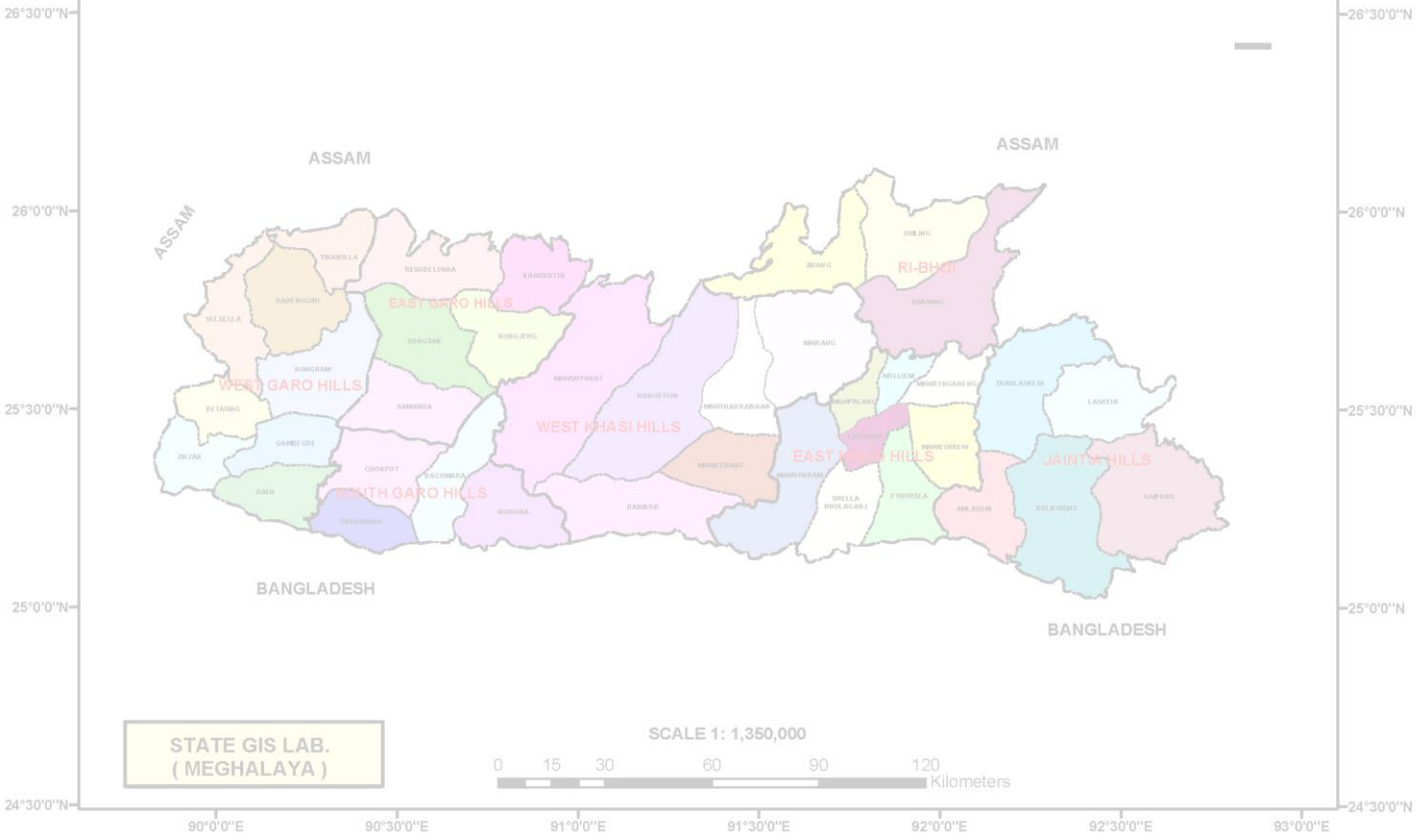

GRAMIN KRISHI MAUSAM SEWA
ICAR Research Complex for NEH Region
Umroi Road, Umiam – 793 103 Meghalaya
☎: Telephone No. : 0364 2570276 (O) Fax: 0364 2570213/Email: iaasbarapani@yahoo.in

RC (AE)/30/2011/ Bulletin/October'2018/52 Dated: 01/10/2018

Agro Advisory Bulletin – East Garo Hills
(Period 2nd – 6th October, 2018)

Weather forecast valid up to 6th October, 2018

The possibility of Rainfall is 8.0mm for the next five days. Maximum Temp: 28-29ºC, Minimum Temp: 20-22ºC, Cloud cover: sky will be mainly clear to partly cloudy to i.e. 2- 4 Okta, Maximum RH: 86-91%, Minimum RH: 52-63%, Wind speed: 2-3 Kmph, Wind direction: East-Southeast.

General Advisories:

- Sprays may be given as there is likely to have no rain or very light rain during next five days.
- Keep the Vegetable field free from weeds.

Standardized precipitation outlook using SPI:

- Moderately dry, hence irrigation may be provided wherever needed.

Agro meteorological Advisories for coming 5 days

Main Crop/ Animal /Fisheries	Stage	Pest/Diseases	Agricultural Advisories
Sali/Kharif Rice (Lowland)	Maximum Tillering	Sheath Blight Sheath Rot	• Crop should be monitored regularly for swarming caterpillar damage and follow ICAR pest management guidelines as soon as you notice the incidence. **Management guidelines are available on link"KIRAN"website:** http://www.kiran.nic.in/PEST%20ALERT%20Swarming%20caterpillar.html • Maintain 5cm of standing water in the field. • Spray with Hexaconazole @ 1ml/litre of water at 15 days interval.
Kharif Rice (Upland)	Maximum Tillering		• Maintain 5cm of standing water in the field. • Give top dressing with 1/3rd of recommended dose of N at panicle initiation as top dressing.
Cole crops (Cabbage, Cauliflower, Broccoli)	Nursery Raising/ Transplanting		• Sow the seeds of broccoli (var. Pushpa, Aiswarya, Fiesta, Lucky), cabbage (H-139) & cauliflower (Local) in the nursery at 5 cm spacing between the line under the protected structures. • The nursery bed should be prepared by mixing well rotten FYM or compost @ 4 kg/m^2 with the soil. • Transplant one month old seedling on the raised bed at 45 x 45 cm spacing (Cabbage, Cauliflower, Broccoli) and 45 x 30 cm (Knol khol).

		Damping off	• Prepared the pits by adding FYM (10t/ha) and chemical fertilizers (120:80:60 Kg/ha NPK). • Transplant the seedling in evening and irrigate immediately if there is no rain. • Soil drenching with Fungicide (safe) @ 2-3g/l before sowing of seeds.
Root Crop (Radish, carrot)	Sowing		• Use improved cultivar such as Japanese white (Radish) and New Kuroda (Carrot). • Soak the seed of carrot over night in water before sowing. • Sow the seed on raised bed of 30-45 cm width. • sow the seed of carrot at 15-20 cm x 5-7 cm and radish at 25x15 cm spacing. • To maintain proper spacing thining should be done 15-20 days after sowing.
Cucurbits (Cucumber/Pumpkin/Bottle Gourd/ Ash Gourd/Squash)	Fruiting/Harvesting	Powdery mildew.	• Spray Nimbecidine@1ml/l water to control pest. • Spray wettable Sulphur @3g/l for powdery mildew. • Mature fruits may be harvested.
French bean/Cowpea	Fruiting		• Do manual weeding & staking. • Train the pole type genotype with bamboo sticks after weeding. • Harvest the tender pods for marketing and consumption.
Chilli & Brinjal	Harvesting		• Harvest fruit frequently. • Keep the field free from weeds.
Ginger & Turmeric	Bulking	Soft rot	• Keep the field free from weeds. • If symptom of soft rot is appearing drench the plot with Mancozole (2.5g/l water) or Trichoderma based formulation and Pseudomonas 4g/litre.
Khasi Mandarin	Fruit growth & development	Fruit drop Scab	• Collection and discard of fallen fruits in orchard to avoid attraction of fruitfly. • Spray 2,4-D @ 15mg/l + Urea 10g/l + Carbendazim 1g/l or spray planofix 1ml/5l to minimize fruit drop. • Spray Bavistine @ 1g/l of water to control scab.
Animal Sciences			
Poultry	All stages		• Keep the poultry house well ventilated during day time. • Provide vitamin B complex @ 7ml/litre in drinking water daily in broiler for healthy growth. • Litter should be change periodically and provide clean drinking water and changed the water every day. • Diseased and dead birds should be

☎: Telephone No. : 0364 2570276 (O) Fax: 0364 2570213/Email: iaasbarapani@yahoo.in

			immediately removed. • Regularly inspect the dropings of the poultry birds for any diseases symptom.
		Coccidiosis (Symptoms: blood/mucus in feaces)	• Provide plenty of fresh and clean drinking water. • Provide coccidiostatic like **Amprolium** @ 25-65 mg/kg feed once a day as a preventive measure against coccidiosis.
		Ranikhet disease	• Vaccinate the poultry birds with **F1/ Lasota vaccine** (1 drop) at the age of 4-7 days old and 35 days old through eye and nostril.
Piggery	All stages		• Vaccinate all newly born piglets against swine fever at the age of 3 months followed by annual booster dose. • In endemic areas, vaccinate 6 months old pigs with FMD vaccine once in a year.
		Deworming	• Iron supplementation in piglet to prevent from piglet anaemia during 1st week of age. • Deworm your pigs by albendazole @ 5-10 mg/kg body weight once and repeat after 21 days. Do not give to pregnant & new born.
		Skin infection (Scabies)	• Provide Ivermectin (Injection) @ 10mg/33kg body wt.
Cattle & Buffaloes	6-9 months calves	Brucellosis	• Vaccinate 6-9 months old calves with *Brucella abortus* cotton strain-19 @ 5ml subcutaneous on the neck
		Foot & Mouth Disease, HaemorrhagicSepticaemia, Black Quarter	• Undertake regular immunization of cattle & buffaloes against Foot & Mouth disease, Haemorrhagic septicaemia & Black Quarter. • To prevent FMD spread spray 4% sodium carbonate solution (400 gm Na_2 Co_3 in 10 litres of water) or lime/ bleaching powder should be spread every day atleast once around the farm premise & at the entry/exit atleast for 10 days.
		Deworming	• Deworm your cattle & buffaloes by albendazole @ 5-10 mg/kg body weight once and repeat after 21 days. Do not give to pregnant & new born animals.
Fishery			
Major carps and minor carps (Catle, Rohu, Mrigal, Grass carp, Silver carp, Gonius, Pengba, Bata, etc.)	All stages but fingerlings in particular	Saprolegnia	**Prophylactic measure:** Maintain the pH above 8. Liming properly till October and not disturbing the water till February **Treatment:** Salt bath for 2 mins @ 2g/Liter water and followed by 5ppm $KMnO_4$ thrice a week for 6 weeks.
		Epizootic Ulcerative Syndrome (EUS)	**Prophylactic measure:** Maintain the pH above 8. Liming properly till October and not disturbing the water till February **Treatment:** Apply CIFAX @ 1 litre/ha water spread area FISH-X @ 1 Litre/ha

☎: Telephone No. : 0364 2570276 (O) Fax: 0364 2570213/Email: iaasbarapani@yahoo.in

Suggestion: Contact nearby State Agril. Staff or KVK staff for necessary help and suggestion.

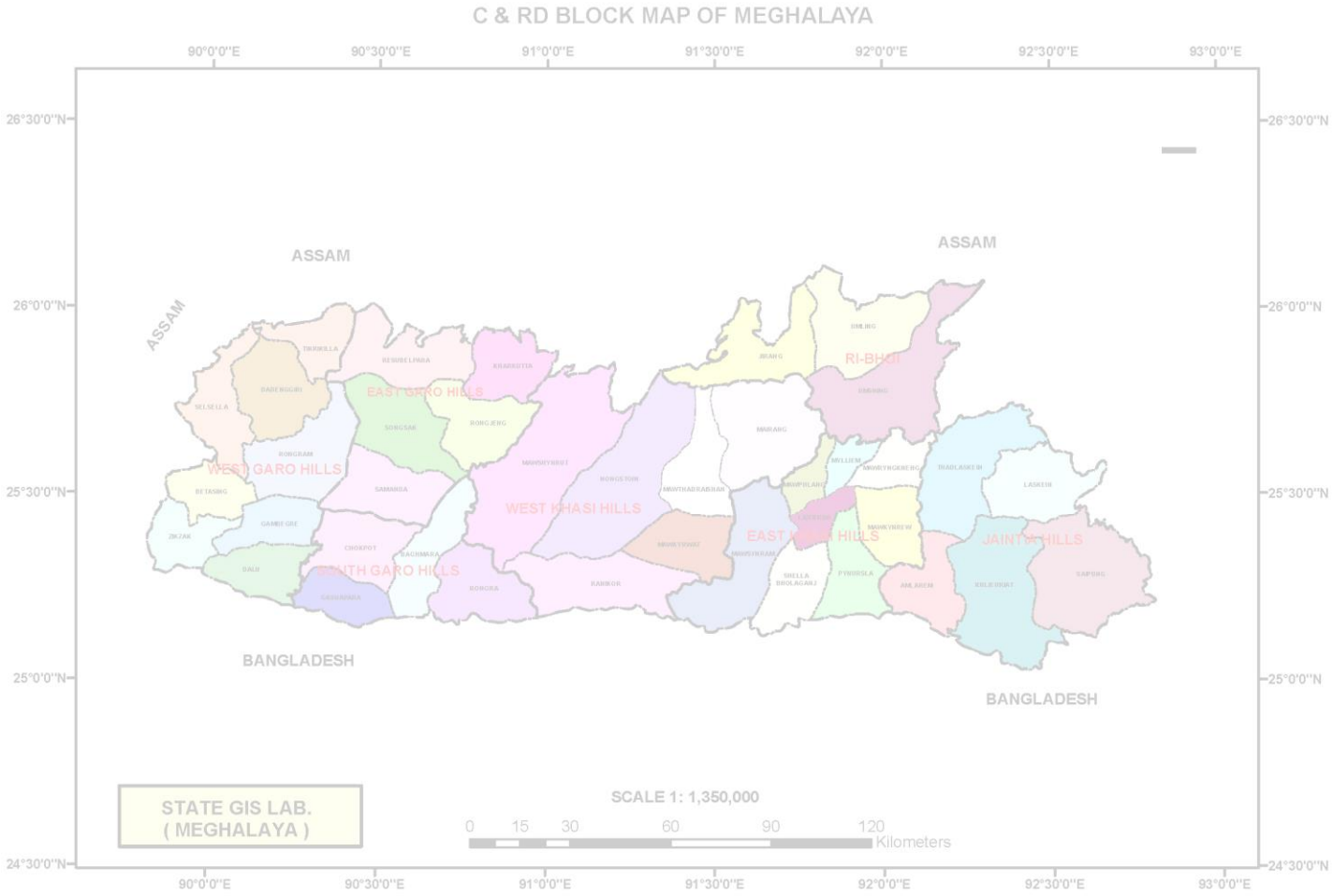

GRAMIN KRISHI MAUSAM SEWA
ICAR Research Complex for NEH Region
Umroi Road, Umiam – 793 103 Meghalaya
☎: Telephone No. : 0364 2570276 (O) Fax: 0364 2570213/Email: iaasbarapani@yahoo.in

RC (AE)/30/2011/ Bulletin/October'2018/52 Dated: 01/10/2018

Agro Advisory Bulletin – EAST JAINTIA HILLS
(Period 2nd – 6th October, 2018)

Weather forecast valid up to 6th October, 2018

The possibility of Rainfall is 17.0mm for the next five days. Maximum Temp: 29-30ºC, Minimum Temp: 22ºC, Cloud cover: sky will be mainly clear to partly cloudy i.e. 1-4 Okta, Maximum RH: 84-92%, Minimum RH: 52-59%, Wind speed: 2-3 Kmph, Wind direction: Southeast-South.

General Advisories:	Standardized precipitation outlook using SPI:
➢ Sprays may be given as there is likely to have no rain or very light rain during next five days. ➢ Keep the Vegetable field free from weeds.	➢ Mildly dry, hence irrigation may be provided wherever needed.

Agro meteorological Advisories for coming 5 days

Main Crop/ Animal /Fisheries	Stage	Pest/Diseases	Agricultural Advisories
Sali/Kharif Rice (Lowland)	Maximum Tillering/ Panicle initiation	Sheath Blight Sheath Rot	• Crop should be monitored regularly for swarming caterpillar damage and follow ICAR pest management guidelines as soon as you notice the incidence. **Management guidelines are available on link"KIRAN"website:** http://www.kiran.nic.in/PEST%20ALERT%20Swarming%20caterpillar.html • Maintain 5cm of standing water in the field. • Spray with Hexaconazole @ 1ml/litre of water at 15 days interval. • Give top dressing with 1/3rd of recommended dose of N at panicle initiation as top dressing.
Kharif Rice (Upland)	Maximum Tillering/Panicle initiation		• Maintain 5cm of standing water in the field. • Give top dressing with 1/3rd of recommended dose of N at panicle initiation as top dressing.
Cole crops (Cabbage, Cauliflower, Broccoli)	Nursery Raising/ Transplanting		• Sow the seeds of broccoli (var. Pushpa, Aiswarya, Fiesta, Lucky), cabbage (H-139) & cauliflower (Local) in the nursery at 5 cm spacing between the line under the protected structures. • The nursery bed should be prepared by mixing well rotten FYM or compost @ 4 kg/m^2 with the soil. • Transplant one month old seedling on the raised bed at 45 x 45 cm spacing (Cabbage,

		Damping off	Cauliflower, Broccoli) and 45 x 30 cm (Knol khol). • Prepared the pits by adding FYM (10t/ha) and chemical fertilizers (120:80:60 Kg/ha NPK). • Transplant the seedling in evening and irrigate immediately if there is no rain. • Soil drenching with Fungicide (safe) @ 2-3g/l before sowing of seeds.
Root Crop (Radish, carrot)	Sowing		• Use improved cultivar such as Japanese white (Radish) and New Kuroda (Carrot). • Soak the seed of carrot over night in water before sowing. • Sow the seed on raised bed of 30-45 cm width. • Sow the seed of carrot at 15-20 cm x 5-7 cm and radish at 25x15 cm spacing. • To maintain proper spacing thining should be done 15-20 days after sowing.
Cucurbits (Cucumber/Pumpkin/Bottle Gourd/ Ash Gourd/Squash)	Fruiting/Harvesting	Powdery mildew.	• Spray Nimbecidine@1ml/l water to control pest. • Spray wettable Sulphur @3g/l for powdery mildew. • Mature fruits may be harvested.
French bean/Cowpea	Fruiting		• Do manual weeding & staking. • Train the pole type genotype with bamboo sticks after weeding. • Harvest the tender pods for marketing and consumption.
Chilli & Brinjal	Harvesting		• Harvest fruit frequently. • Keep the field free from weeds.
Ginger & Turmeric	Bulking	Soft rot	• Keep the field free from weeds. • If symptom of soft rot is appearing drench the plot with Mancozole (2.5g/l water) or Trichoderma based formulation and pseudomonos 4g/litre.
Khasi Mandarin	Fruit growth & development	Fruit drop Scab	• Collection and discard of fallen fruits in orchard to avoid attraction of fruitfly. • Spray 2,4-D @ 15mg/l + Urea 10g/l + Carbendazim 1g/l or spray planofix 1ml/5l to minimize fruit drop. • Spray Bavistine @ 1g/l of water to control scab.
Animal Sciences			
Poultry	All stages		• Keep the poultry house well ventilated during day time. • Provide vitamin B complex @ 7ml/litre in drinking water daily in broiler for healthy growth. • Litter should be change periodically and provide clean drinking water and changed the water every day. • Diseased and dead birds should be immediately removed. • Regularly inspect the dropings of the poultry

GRAMIN KRISHI MAUSAM SEWA
ICAR Research Complex for NEH Region
Umroi Road, Umiam – 793 103 Meghalaya
☎: Telephone No. : 0364 2570276 (O) Fax: 0364 2570213/Email: iaasbarapani@yahoo.in

			birds for any diseases symptom.
		Coccidiosis (Symptoms: blood/mucus in feaces)	• Provide plenty of fresh and clean drinking water. • Provide coccidiostatic like **Amprolium** @ 25-65 mg/kg feed once a day as a preventive measure against coccidiosis.
		Ranikhet disease	• Vaccinate the poultry birds with **F1/ Lasota vaccine** (1 drop) at the age of 4-7 days old and 35 days old through eye and nostril.
Piggery	All stages		• Vaccinate all newly born piglets against swine fever at the age of 3 months followed by annual booster dose. • In endemic areas, vaccinate 6 months old pigs with FMD vaccine once in a year. • Iron supplementation in piglet to prevent from piglet anaemia during 1st week of age.
		Deworming	• Deworm your pigs by albendazole @ 5-10 mg/kg body weight once and repeat after 21 days. Do not give to pregnant & new born.
		Skin infection (Scabies)	• Provide Ivermectin (Injection) @ 10mg/33kg body wt.
Cattle & Buffaloes	6-9 months calves	Brucellosis	• Vaccinate 6-9 months old calves with *Brucella abortus* cotton strain-19 @ 5ml subcutaneous on the neck
		Foot & Mouth Disease, HaemorrhagicSepticaemia, Black Quarter	• Undertake regular immunization of cattle & buffaloes against Foot & Mouth disease, Haemorrhagic septicaemia & Black Quarter. • To prevent FMD spread spray 4% sodium carbonate solution (400 gm Na_2 Co_3 in 10 litres of water) or lime/ bleaching powder should be spread every day atleast once around the farm premise & at the entry/exit atleast for 10 days.
		Deworming	• Deworm your cattle & buffaloes by albendazole @ 5-10 mg/kg body weight once and repeat after 21 days. Do not give to pregnant & new born animals.
Fishery			
Major carps and minor carps (Catle, Rohu, Mrigal, Grass carp, Silver carp, Gonius, Pengba, Bata, etc.)	All stages but fingerlings in particular	Saprolegnia	**Prophylactic measure:** Maintain the pH above 8. Liming properly till October and not disturbing the water till February **Treatment:** Salt bath for 2 mins @ 2g/Liter water and followed by 5ppm $KMnO_4$ thrice a week for 6 weeks.
		Epizootic Ulcerative Syndrome (EUS)	**Prophylactic measure:** Maintain the pH above 8. Liming properly till October and not disturbing the water till February **Treatment:** Apply CIFAX @ 1 litre/ha water spread area FISH-X @ 1 Litre/ha

Suggestion: Contact nearby State Agril. Staff or KVK staff for necessary help and suggestion.

GRAMIN KRISHI MAUSAM SEWA
ICAR Research Complex for NEH Region
Umroi Road, Umiam – 793 103 Meghalaya
☎: Telephone No. : 0364 2570276 (O) Fax: 0364 2570213/Email: iaasbarapani@yahoo.in

RC (AE)/30/2011/ Bulletin/October'2018/52 Dated: 01/10/2018

Agro Advisory Bulletin – EAST KHASI HILLS
(Period 2nd – 6th October, 2018)

Weather forecast valid up to 6th October, 2018

The possibility of Rainfall is 0.0mm for the next five days. Maximum Temp: 23-25ºC, Minimum Temp: 15-16ºC, Cloud cover: sky will be mainly clear to mainly cloudy i.e. 1-5 Okta, Maximum RH: 81-86%, Minimum RH: 45-65%, Wind speed: 2-4 Kmph, Wind direction: Northeast-Southwest.

General Advisories:	Standardized precipitation outlook using SPI:
➢ Sprays may be given as there is likely to have no rain during next five days. ➢ Keep the Vegetable field free from weeds.	➢ Mildly dry, hence irrigation may be provided.

Agro meteorological Advisories for coming 5 days

Main Crop/ Animal /Fisheries	Stage	Pest/Diseases	Agricultural Advisories
Sali/Kharif Rice (Lowland)	Maximum Tillering/ Panicle initiation	Sheath Blight Sheath Rot	• Crop should be monitored regularly for swarming caterpillar damage and follow ICAR pest management guidelines as soon as you notice the incidence. **Management guidelines are available on link"KIRAN"website:** http://www.kiran.nic.in/PEST%20ALERT%20Swarming%20caterpillar.html • Maintain 5cm of standing water in the field. • Spray with Hexaconazole @ 1ml/litre of water at 15 days interval. • Give top dressing with 1/3rd of recommended dose of N at panicle initiation as top dressing.
Kharif Rice (Upland)	Maximum Tillering/Panicle initiation		• Maintain 5cm of standing water in the field. • Give top dressing with 1/3rd of recommended dose of N at panicle initiation as top dressing.
Cole crops (Cabbage, Cauliflower, Broccoli)	Nursery Raising/ Transplanting		• Sow the seeds of broccoli (var. Pushpa, Aiswarya, Fiesta, Lucky), cabbage (H-139) & cauliflower (Local) in the nursery at 5 cm spacing between the line under the protected structures. • The nursery bed should be prepared by mixing well rotten FYM or compost @ 4 kg/m^2 with the soil. • Transplant one month old seedling on the raised bed at 45 x 45 cm spacing (Cabbage,

		Damping off	Cauliflower, Broccoli) and 45 x 30 cm (Knol khol). • Prepared the pits by adding FYM (10t/ha) and chemical fertilizers (120:80:60 Kg/ha NPK). • Transplant the seedling in evening and irrigate immediately if there is no rain. • Soil drenching with Fungicide (safe) @ 2-3g/l before sowing of seeds.
Root Crop (Radish, carrot)	Sowing		• Use improved cultivar such as Japanese white (Radish) and New Kuroda (Carrot). • Soak the seed of carrot over night in water before sowing. • Sow the seed on raised bed of 30-45 cm width. • Sow the seed of carrot at 15-20 cm x 5-7 cm and radish at 25x15 cm spacing. • To maintain proper spacing thining should be done 15-20 days after sowing.
Cucurbits (Cucumber/Pumpkin/Bottle Gourd/ Ash Gourd/Squash)	Fruiting/Harvesting	Powdery mildew.	• Spray Nimbecidine@1ml/l water to control pest. • Spray wettable Sulphur @3g/l for powdery mildew. • Mature fruits may be harvested.
French bean/Cowpea	Fruiting		• Do manual weeding & staking. • Train the pole type genotype with bamboo sticks after weeding. • Harvest the tender pods for marketing and consumption.
Chilli & Brinjal	Harvesting		• Harvest fruit frequently. • Keep the field free from weeds.
Ginger & Turmeric	Bulking	Soft rot	• Keep the field free from weeds. • If symptom of soft rot is appearing drench the plot with Mancozole (2.5g/l water) or Trichoderma based formulation and pseudomonos 4g/litre.
Khasi Mandarin	Fruit growth & development	Fruit drop Scab	• Collection and discard of fallen fruits in orchard to avoid attraction of fruitfly. • Spray 2,4-D @ 15mg/l + Urea 10g/l + Carbendazim 1g/l or spray planofix 1ml/5l to minimize fruit drop. • Spray Bavistine @ 1g/l of water to control scab.
Animal Sciences			
Poultry	All stages		• Keep the poultry house well ventilated during day time. • Provide vitamin B complex @ 7ml/litre in drinking water daily in broiler for healthy growth. • Litter should be change periodically and provide clean drinking water and changed the water every day. • Diseased and dead birds should be immediately removed. • Regularly inspect the dropings of the poultry

GRAMIN KRISHI MAUSAM SEWA
ICAR Research Complex for NEH Region
Umroi Road, Umiam – 793 103 Meghalaya
☎: Telephone No. : 0364 2570276 (O) Fax: 0364 2570213/Email: iaasbarapani@yahoo.in

			birds for any diseases symptom.
		Coccidiosis (Symptoms: blood/mucus in feaces)	• Provide plenty of fresh and clean drinking water. • Provide coccidiostatic like **Amprolium** @ 25-65 mg/kg feed once a day as a preventive measure against coccidiosis.
		Ranikhet disease	• Vaccinate the poultry birds with **F1/ Lasota vaccine** (1 drop) at the age of 4-7 days old and 35 days old through eye and nostril.
Piggery	All stages	Deworming	• Vaccinate all newly born piglets against swine fever at the age of 3 months followed by annual booster dose. • In endemic areas, vaccinate 6 months old pigs with FMD vaccine once in a year. • Iron supplementation in piglet to prevent from piglet anaemia during 1st week of age. • Deworm your pigs by albendazole @ 5-10 mg/kg body weight once and repeat after 21 days. Do not give to pregnant & new born.
		Skin infection (Scabies)	• Provide Ivermectin (Injection) @ 10mg/33kg body wt.
Cattle & Buffaloes	6-9 months calves	Brucellosis	• Vaccinate 6-9 months old calves with *Brucella abortus* cotton strain-19 @ 5ml subcutaneous on the neck
		Foot & Mouth Disease, HaemorrhagicSepticaemia, Black Quarter Deworming	• Undertake regular immunization of cattle & buffaloes against Foot & Mouth disease, Haemorrhagic septicaemia & Black Quarter. • To prevent FMD spread spray 4% sodium carbonate solution (400 gm Na_2 Co_3 in 10 litres of water) or lime/ bleaching powder should be spread every day atleast once around the farm premise & at the entry/exit atleast for 10 days. • Deworm your cattle & buffaloes by albendazole @ 5-10 mg/kg body weight once and repeat after 21 days. Do not give to pregnant & new born animals.
Fishery			
Major carps and minor carps (Catle, Rohu, Mrigal, Grass carp, Silver carp, Gonius, Pengba, Bata, etc.)	All stages but fingerlings in particular	Saprolegnia	**Prophylactic measure:** Maintain the pH above 8. Liming properly till October and not disturbing the water till February **Treatment:** Salt bath for 2 mins @ 2g/Liter water and followed by 5ppm $KMnO_4$ thrice a week for 6 weeks.
		Epizootic Ulcerative Syndrome (EUS)	**Prophylactic measure:** Maintain the pH above 8. Liming properly till October and not disturbing the water till February **Treatment:** Apply CIFAX @ 1 litre/ha water spread area FISH-X @ 1 Litre/ha

Suggestion: Contact nearby State Agril. Staff or KVK staff for necessary help and suggestion.