



Agro Advisory Bulletin – SOUTH WEST KHASI HILLS **(Period 6th – 10th May, 2017)**

Weather forecast valid up to 10th May, 2017

The possibility of Rainfall is 22.0mm for the next five days. Maximum Temp: 28-29°C, Minimum Temp: 16-18°C, Cloud cover: sky will be mainly cloudy i.e. 5-6 Okta, Maximum RH: 85-95%, Minimum RH: 54-70%, Wind speed: 5-7 Kmph, Wind direction: Eastern.

Weekly cumulative rainfall : 22.0mm

C & RD BLOCK MAP OF MEGHALAYA

Agro meteorological Advisories for coming 5 days			
Main Crop/ Animal /Fisheries	Stage	Pest/Diseases	Agricultural Advisories
Maize High & Mid altitude Region	Sowing to Emergence		<ul style="list-style-type: none"> • Undertake seed treatment with Carbendazim 50% WP @ 2g/ kg or Captan 50% WP @ 2.5g/Kg of seed before sowing to protect from diseases. • Sow 2 seeds per hill at a spacing of 60×30 cm followed by thinning at 10 days after germination & retaining one seedling per hill. • Do earthing up. • Mulching with materials like paddy, straw, grasses, dry tree leaves, etc. can be done in order to conserve moisture, suppress weed growth, reduce soil loss etc.
Bottle Gourd	Sowing to emergence		<ul style="list-style-type: none"> • Prepare pits of size 60cm x 60cm x 60cm for sowing of bottle gourd & apply 15-20kgs well rotten FYM in each pit. • Sow 2-3 seeds of bottle gourd varieties like Pusa Summer, Prolific Long, Prolific Round, Pusa Meghdoot, Pusa Hybrid 2, etc to be planted in each pit. • Mulching with locally available materials like straw, grasses may be done to reduce evaporation losses.
Ash Gourd & Pumpkin	Sowing to emergence		<ul style="list-style-type: none"> • Ash gourd & Pumpkin to be planted at plant to plant 3m and row to row 1.5m spacing. Apply 15-20kgs FYM/pit of size 60cm x 60cm. Sowing of 2-3 seed in each pit.
Brinjal/Chilli	Nursery preparation to transplanting		<p>Nursery bed preparation</p> <ul style="list-style-type: none"> • Prepare raised bed & apply FYM @ 4 kg/m². Make rows of 10 cm distance along the width of the bed with the help of bamboo stick. Sow the seeds at 1-2 cm deep in the line & covered with sieved FYM, sand and soil mixture. Covered the bed with dry grass/paddy straw or polythene for 3-5 days to induce early germination of seeds. Irrigate the bed every day. Removed the mulch material as soon as sprouts occurs. Seedlings of 30-35 days old can be transplanted in the main filed. • Recommended varieties: Chilli – Pusa jwala & Local Brinjal – Arka Nidhi, Singh Nath, Bholanath & local



GRAMIN KRISHI MAUSAM SEWA
ICAR Research Complex for NEH Region
Umroi Road, Umiam – 793 103 Meghalaya



☎ Telephone No. : 0364 2570276 (O) Fax: 0364 2570213/Email: iaasbarapani@yahoo.in

			<ul style="list-style-type: none"> • Recommended seed rate Brinjal : 500 g / ha Chilli : 500-1000 g / ha • Seed treatment Treat the seeds with Trichoderma viride @ 4 g / kg or Pseudomonas fluorescens @ 10 g / kg of seed or Azospirillum @ 40 g / 400 g of seeds using rice gruel as adhesive. • Start transplanting of brinjal seedlings. Prepare ridges and furrows at a spacing of 60 cm. Apply 25t/ha FYM during main field preparation. • Transplant 30-35 days old seedlings at 60 cm apart on the ridges maintaining a spacing of 60 x 60 cm (Varieties) & 90 x 60 cm Hybrids. Apply neem cake at the pit of transplanting.
<p>Ginger/Turmeric</p>	<p>Seed bed preparation/Sowing</p>		<ul style="list-style-type: none"> • Select sandy loam type of soil for cultivation. Farmers are advised to make raised bed of size 1m width, 15cm height and of convenient length and channels for draining excess rain water. • After field preparation HYV's of ginger/turmeric like Turmeric: Lakadong, RCT-, Megha Turmeric-1; Ginger: Nadia, Poona, Riodegenerio, etc. should be planted. • Seed rate- Turmeric: 2000-2500kg/ha. Ginger: 1400-1600 Kg/ha • Before sowing treat the seed rhizomes with Indofil M - 45 or Captaf @ 0.3% & plant at a spacing of 25cm x 25-30cm and turmeric at 40-45cm X 25cm. • Complete sowing before 20th April. • Mulch the sown bed of ginger for soil and water conservation, and also to reduce weed growth. Mulching materials like green leaves, dry grass, paddy straw etc. may be used.
	<p>Tomato</p>	<p>Transplanting to early vegetative growth</p>	<ul style="list-style-type: none"> • Transplant of seedlings of age 25-30 days old in beds at a spacing of 75x 45cm in the evening & irrigate immediately. • Apply 86 kg/ha urea (1/3 N), 375kg SSP & 83kg MOP as basal dose either just before transplanting or 5-10 days after transplanting. Apply the remaining 2/3 N (86 kg/ha urea) at 20 and 45 DAT. • Gap filling has to be done at 7th day after transplanting
<p>Spring Potato</p>	<p>Early vegetative stage</p>		<ul style="list-style-type: none"> • Earthing up is to be done at 25 days after planting (stolon formation stage). Depending upon the soil moisture status and availability of irrigation facility, farmers are advised to follow the irrigation schedule as follow: 1st irrigation: 25-30 DAS; 2nd irrigation: 60 DAS; 3rd irrigation: 80 DAS
<p>Khasi Mandarin</p>		<p align="center">Powdery</p>	<ul style="list-style-type: none"> • Application of Bordeaux mixture on tree trunk must be completed before the rain occurring. • Control of leaf miner by spraying Ekalux (1.5m/l) on new flush. • Spray Sulfex E 2.5 g/litre of water during flush.



GRAMIN KRISHI MAUSAM SEWA

ICAR Research Complex for NEH Region

Umroi Road, Umiam – 793 103 Meghalaya



☎: Telephone No. : 0364 2570276 (O) Fax: 0364 2570213/Email: iaasbarapani@yahoo.in

		Mildew	<p>Nutrient application:</p> <ul style="list-style-type: none"> Apply 30kg FYM/Tree 650 g Urea: 1220 g SSP: 450 g MOP/tree.
Animal Sciences			
Poultry	All stages		<ul style="list-style-type: none"> Protect poultry houses from extreme wind by covering with polythene sheets on the sheds. Provide vitamin B complex @ 7ml/litre in drinking water daily in broiler for healthy growth. Litter should be changed periodically and provide clean drinking water and change the water every day. Diseased and dead birds should be immediately removed. Regularly inspect the droppings of the poultry birds for any diseases symptom.
		Coccidiosis	<ul style="list-style-type: none"> Provide plenty of fresh and clean drinking water. Provide coccidiostatic like Amprolium @ 25-65 mg/kg feed once a day as a preventive measure against coccidiosis.
		Ranikhet disease	<ul style="list-style-type: none"> Vaccinate the poultry birds with F1/ Lasota vaccine (1 drop) at the age of 4-7 days old and 35 days old through eye and nostril.
Piggery	All stages		<ul style="list-style-type: none"> Vaccinate all newly born piglets against swine fever at the age of 3 months followed by annual booster dose. In epidemic areas, vaccinate 6 months old pigs with FMD vaccine once in a year. Iron supplementation in piglet to prevent from piglet anaemia during 1st week of age.
		Skin infection	<ul style="list-style-type: none"> Provide Ivermectin (Injection) @ 10mg/33kg body wt.
Cattle & Buffaloes	6-9 months calves	Brucellosis	<ul style="list-style-type: none"> Vaccinate 6-9 months old calves with <i>Brucella abortus</i> cotton strain-19 @ 5ml subcutaneous on the neck
		Foot & Mouth Disease, Haemorrhagic Septicaemia, Black Quarter	<ul style="list-style-type: none"> Undertake regular immunization of cattle & buffaloes against Foot & Mouth disease, Haemorrhagic septicaemia & Black Quarter.
Fishery			
Common carp	Fry stage/Advance fry		<p>Fry stocking</p> <ul style="list-style-type: none"> Once Common carp fry attained (5-6cm) it can be harvest and transferred to rearing ponds.
Major Carp/Minor Carp	Brooders		<p>Brood stock maintenance</p> <ul style="list-style-type: none"> Provide sufficient feed to the brooder for proper egg development (Rice bran, mustard oil cake, fish meal, minerals & vitamins). Regular monitoring of PH and dissolved oxygen.

Suggestion: Contact nearby State Agril. Staff or KVK staff for necessary help and suggestion.



Agro Advisory Bulletin – WEST GARO HILLS
(Period 6th – 10th May, 2017)

Weather forecast valid up to 10th May, 2017

The possibility of Rainfall is 24.0mm for the next five days. Maximum Temp: 30-32°C, Minimum Temp: 20-22°C, Cloud cover: sky will be mainly cloudy i.e. 5-6 Okta, Maximum RH: 90-97%, Minimum RH: 57-70%, Wind speed: 6-9 Kmph, Wind direction: Eastern.

Weekly cumulative rainfall : 24.0mm

C & RD BLOCK MAP OF MEGHALAYA

90°0'0"E 90°30'0"E 91°0'0"E 91°30'0"E 92°0'0"E 92°30'0"E 93°0'0"E

Agro meteorological Advisories for coming 5 days

Make proper drainage in the crop fields

Main Crop/ Animal /Fisheries	ASS Stage	Pest/Diseases	Agricultural Advisories
Maize High & Mid altitude Region	Sowing to Emergence		<ul style="list-style-type: none"> • Undertake seed treatment with Carbendazim 50% WP @ 2g/ kg or Captan 50% WP @ 2.5g/Kg of seed before sowing to protect from diseases. • Sow 2 seeds per hill at a spacing of 60×30 cm followed by thinning at 10 days after germination & retaining one seedling per hill. • Do earthing up. • Mulching with materials like paddy, straw, grasses, dry tree leaves, etc. can be done in order to conserve moisture, suppress weed growth, reduce soil loss etc.
Bottle Gourd	Sowing to emergence		<ul style="list-style-type: none"> • Prepare pits of size 60cm x 60cm x 60cm for sowing of bottle gourd & apply 15-20kgs well rotten FYM in each pit. • Sow 2-3 seeds of bottle gourd varieties like Pusa Summer, Prolific Long, Prolific Round, Pusa Meghdoot, Pusa Hybrid 2, etc to be planted in each pit. • Mulching with locally available materials like straw, grasses may be done to reduce evaporation losses.
Ash Gourd & Pumpkin	Sowing to emergence		<ul style="list-style-type: none"> • Ash gourd & Pumpkin to be planted at plant to plant 3m and row to row 1.5m spacing. Apply 15-20kgs FYM/pit of size 60cm x 60cm. Sowing of 2-3 seed in each pit.
Brinjal/Chilli	Nursery preparation to transplanting		<p>Nursery bed preparation</p> <ul style="list-style-type: none"> • Prepare raised bed & apply FYM @ 4 kg/m². Make rows of 10 cm distance along the width of the bed with the help of bamboo stick. Sow the seeds at 1-2 cm deep in the line & covered with sieved FYM, sand and soil mixture. Covered the bed with dry grass/paddy straw or polythene for 3-5 days to induce early germination of seeds. Irrigate the bed every day. Removed the mulch material as soon as sprouts occurs. Seedlings of 30-35 days old can be transplanted in the main filed. • Recommended varieties: Chilli – Pusa jwala & Local



GRAMIN KRISHI MAUSAM SEWA

ICAR Research Complex for NEH Region

Umroi Road, Umiam – 793 103 Meghalaya



☎ Telephone No. : 0364 2570276 (O) Fax: 0364 2570213/Email: iaasbarapani@yahoo.in

			<p>Brinjal – Arka Nidhi, Singh Nath, Bhola Nath & local</p> <ul style="list-style-type: none"> Recommended seed rate Brinjal : 500 g / ha Chilli : 500-1000 g / ha Seed treatment Treat the seeds with Trichoderma viride @ 4 g / kg or Pseudomonas fluorescens @ 10 g / kg of seed or Azospirillum @ 40 g / 400 g of seeds using rice gruel as adhesive. Start transplanting of brinjal seedlings. Prepare ridges and furrows at a spacing of 60 cm. Apply 25t/ha FYM during main field preparation. Transplant 30-35 days old seedlings at 60 cm apart on the ridges maintaining a spacing of 60 x 60 cm (Varieties) & 90 x 60 cm Hybrids. Apply neem cake at the pit of transplanting.
Ginger/Turmeric	Seed bed preparation/Sowing	<p style="font-size: small; text-align: center;">SCALE 1: 1,350,000</p>	<ul style="list-style-type: none"> Select sandy loam type of soil for cultivation. Farmers are advised to make raised bed of size 1m width, 15cm height and of convenient length and channels for draining excess rain water. After field preparation HYV's of ginger/turmeric like Turmeric: Lakadong, RCT-, Megha Turmeric-1; Ginger: Nadia, Poona, Riodegenerio, etc. should be planted. Seed rate- Turmeric: 2000-2500kg/ha. Ginger: 1400-1600 Kg/ha Before sowing treat the seed rhizomes with Indofil M - 45 or Captaf @ 0.3% & plant at a spacing of 25cm x 25-30cm and turmeric at 40-45cm X 25cm. Complete sowing before 20th April. Mulch the sown bed of ginger for soil and water conservation, and also to reduce weed growth. Mulching materials like green leaves, dry grass, paddy straw etc. may be used.
Tomato	Transplanting to early vegetative growth	<p style="font-size: small; text-align: center;">SCALE 1: 1,350,000</p>	<ul style="list-style-type: none"> Transplant of seedlings of age 25-30 days old in beds at a spacing of 75x 45cm in the evening & irrigate immediately. Apply 86 kg/ha urea (1/3 N), 375kg SSP & 83kg MOP as basal dose either just before transplanting or 5-10 days after transplanting. Apply the remaining 2/3 N (86 kg/ha urea) at 20 and 45 DAT. Gap filling has to be done at 7th day after transplanting
Khasi Mandarin		Powdery Mildew	<ul style="list-style-type: none"> Application of Bordeaux mixture on tree trunk must be completed before the rain occurring. Control of leaf miner by spraying Ekalux (1.5m/l) on new flush. Spray Sulfex E 2.5 g/litre of water during flush. <p>Nutrient application:</p> <ul style="list-style-type: none"> Apply 30kg FYM/Tree 650 g Urea: 1220 g SSP: 450 g MOP/tree.
Animal Sciences			
Poultry	All stages		<ul style="list-style-type: none"> Protect poultry houses from extreme wind by covering with polythene sheets on the sheds.



GRAMIN KRISHI MAUSAM SEWA

ICAR Research Complex for NEH Region

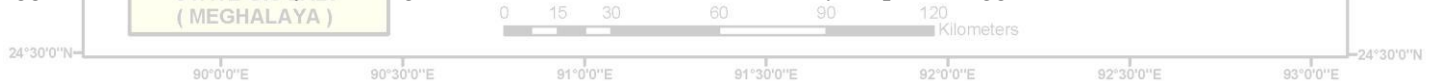
Umroi Road, Umiam – 793 103 Meghalaya



☎ Telephone No. : 0364 2570276 (O) Fax: 0364 2570213/Email: iaasbarapani@yahoo.in

			<ul style="list-style-type: none"> • Provide vitamin B complex @ 7ml/litre in drinking water daily in broiler for healthy growth. • Litter should be changed periodically and provide clean drinking water and change the water every day. • Diseased and dead birds should be immediately removed. • Regularly inspect the droppings of the poultry birds for any diseases symptom.
		Coccidiosis	<ul style="list-style-type: none"> • Provide plenty of fresh and clean drinking water. • Provide coccidiostatic like Amprolium @ 25-65 mg/kg feed once a day as a preventive measure against coccidiosis.
		Ranikhet disease	<ul style="list-style-type: none"> • Vaccinate the poultry birds with F1/ Lasota vaccine (1 drop) at the age of 4-7 days old and 35 days old through eye and nostril.
Piggery	All stages		<ul style="list-style-type: none"> • Vaccinate all newly born piglets against swine fever at the age of 3 months followed by annual booster dose. • In epidemic areas, vaccinate 6 months old pigs with FMD vaccine once in a year. • Iron supplementation in piglet to prevent from piglet anaemia during 1st week of age.
Cattle & Buffaloes	6-9 months calves	Skin infection	<ul style="list-style-type: none"> • Provide Ivermectin (Injection) @ 10mg/33kg body wt.
		Brucellosis	<ul style="list-style-type: none"> • Vaccinate 6-9 months old calves with <i>Brucella abortus</i> cotton strain-19 @ 5ml subcutaneous on the neck
		Foot & Mouth Disease, Haemorrhagic Septicaemia, Black Quarter	<ul style="list-style-type: none"> • Undertake regular immunization of cattle & buffaloes against Foot & Mouth disease, Haemorrhagic septicaemia & Black Quarter.
Fishery			
Common carp	Fry stage/Advance fry		<p style="text-align: center;">Fry stocking</p> <ul style="list-style-type: none"> • Once Common carp fry attained (5-6cm) it can be harvest and transferred to rearing ponds.
Major Carp/Minor Carp	Brooders		<p style="text-align: center;">Brood stock maintenance</p> <ul style="list-style-type: none"> • Provide sufficient feed to the brooder for proper egg development (Rice bran, mustard oil cake, fish meal, minerals & vitamins). • Regular monitoring of PH and dissolved oxygen.

Suggestion: Contact nearby State Agril. Staff or KVK staff for necessary help and suggestion.





Agro Advisory Bulletin – WEST JAINTIA HILLS **(Period 6th – 10th May, 2017)**

Weather forecast valid up to 10th May, 2017

The possibility of Rainfall is 23.0mm for the next five days. Maximum Temp: 28-30°C, Minimum Temp: 17-18°C, Cloud cover: sky will be partly cloudy i.e. 2-5 Okta, Maximum RH: 81-93%, Minimum RH: 42-63%, Wind speed: 2-4 Kmph, Wind direction: East-Southeast.

Weekly cumulative rainfall : 23.0mm

C & RD BLOCK MAP OF MEGHALAYA

90°0'0"E 90°30'0"E 91°0'0"E 91°30'0"E 92°0'0"E 92°30'0"E 93°0'0"E

Agro meteorological Advisories for coming 5 days

- **Make proper drainage in the crop fields**

Main Crop/ Animal /Fisheries	Stage	Pest/Diseases	Agricultural Advisories
Maize High & Mid altitude Region	Sowing to Emergence		<ul style="list-style-type: none"> • Undertake seed treatment with Carbendazim 50% WP @ 2g/ kg or Captan 50% WP @ 2.5g/Kg of seed before sowing to protect from diseases. • Sow 2 seeds per hill at a spacing of 60×30 cm followed by thinning at 10 days after germination & retaining one seedling per hill. • Do earthing up. • Mulching with materials like paddy, straw, grasses, dry tree leaves, etc. can be done in order to conserve moisture, suppress weed growth, reduce soil loss etc.
Bottle Gourd	Sowing to emergence		<ul style="list-style-type: none"> • Prepare pits of size 60cm x 60cm x 60cm for sowing of bottle gourd & apply 15-20kgs well rotten FYM in each pit. • Sow 2-3 seeds of bottle gourd varieties like Pusa Summer, Prolific Long, Prolific Round, Pusa Meghdoot, Pusa Hybrid 2, etc to be planted in each pit. • Mulching with locally available materials like straw, grasses may be done to reduce evaporation losses.
Ash Gourd & Pumpkin	Sowing to emergence		<ul style="list-style-type: none"> • Ash gourd & Pumpkin to be planted at plant to plant 3m and row to row 1.5m spacing. Apply 15-20kgs FYM/pit of size 60cm x 60cm. Sowing of 2-3 seed in each pit.
Brinjal/Chilli	Nursery preparation to transplanting		<p>Nursery bed preparation</p> <ul style="list-style-type: none"> • Prepare raised bed & apply FYM @ 4 kg/m². Make rows of 10 cm distance along the width of the bed with the help of bamboo stick. Sow the seeds at 1-2 cm deep in the line & covered with sieved FYM, sand and soil mixture. Covered the bed with dry grass/paddy straw or polythene for 3-5 days to induce early germination of seeds. Irrigate the bed every day. Removed the mulch material as soon as sprouts occurs. Seedlings of 30-35 days old can be transplanted in the main filed. • Recommended varieties: Chilli – Pusa jwala & Local Brinjal – Arka Nidhi, Singh Nath, Bholanath & local



GRAMIN KRISHI MAUSAM SEWA

ICAR Research Complex for NEH Region

Umroi Road, Umiam – 793 103 Meghalaya



☎ Telephone No. : 0364 2570276 (O) Fax: 0364 2570213/Email: iaasbarapani@yahoo.in

			<ul style="list-style-type: none"> Recommended seed rate Brinjal : 500 g / ha Chilli : 500-1000 g / ha Seed treatment Treat the seeds with Trichoderma viride @ 4 g / kg or Pseudomonas fluorescens @ 10 g / kg of seed or Azospirillum @ 40 g / 400 g of seeds using rice gruel as adhesive. Start transplanting of brinjal seedlings. Prepare ridges and furrows at a spacing of 60 cm. Apply 25t/ha FYM during main field preparation. Transplant 30-35 days old seedlings at 60 cm apart on the ridges maintaining a spacing of 60 x 60 cm (Varieties) & 90 x 60 cm Hybrids. Apply neem cake at the pit of transplanting.
Ginger/Turmeric 	Seed bed preparation/Sowing	<ul style="list-style-type: none"> Select sandy loam type of soil for cultivation. Farmers are advised to make raised bed of size 1m width, 15cm height and of convenient length and channels for draining excess rain water. After field preparation HYV's of ginger/turmeric like Turmeric: Lakadong, RCT-, Megha Turmeric-1; Ginger: Nadia, Poona, Riodegenerio, etc. should be planted. Seed rate- Turmeric: 2000-2500kg/ha. Ginger: 1400-1600 Kg/ha Before sowing treat the seed rhizomes with Indofil M - 45 or Captaf @ 0.3% & plant at a spacing of 25cm x 25-30cm and turmeric at 40-45cm X 25cm. Complete sowing before 20th April. Mulch the sown bed of ginger for soil and water conservation, and also to reduce weed growth. Mulching materials like green leaves, dry grass, paddy straw etc. may be used. 	
Tomato	Transplanting to early vegetative growth	<ul style="list-style-type: none"> Transplant of seedlings of age 25-30 days old in beds at a spacing of 75x 45cm in the evening & irrigate immediately. Apply 86 kg/ha urea (1/3 N), 375kg SSP & 83kg MOP as basal dose either just before transplanting or 5-10 days after transplanting. Apply the remaining 2/3 N (86 kg/ha urea) at 20 and 45 DAT. Gap filling has to be done at 7th day after transplanting 	
Spring Potato	Early vegetative stage	<ul style="list-style-type: none"> Earthing up is to be done at 25 days after planting (stolon formation stage). Depending upon the soil moisture status and availability of irrigation facility, farmers are advised to follow the irrigation schedule as follow: 1st irrigation: 25-30 DAS; 2nd irrigation: 60 DAS; 3rd irrigation: 80 DAS 	
Khasi Mandarin	Powdery	<ul style="list-style-type: none"> Application of Bordeaux mixture on tree trunk must be completed before the rain occurring. Control of leaf miner by spraying Ekalux (1.5m/l) on new flush. Spray Sulfex E 2.5 g/litre of water during flush. 	



GRAMIN KRISHI MAUSAM SEWA
ICAR Research Complex for NEH Region
Umroi Road, Umiam – 793 103 Meghalaya



☎: Telephone No. : 0364 2570276 (O) Fax: 0364 2570213/Email: iaasbarapani@yahoo.in

		Mildew	<p>Nutrient application:</p> <ul style="list-style-type: none"> Apply 30kg FYM/Tree 650 g Urea: 1220 g SSP: 450 g MOP/tree.
Animal Sciences			
Poultry	All stages		<ul style="list-style-type: none"> Protect poultry houses from extreme wind by covering with polythene sheets on the sheds. Provide vitamin B complex @ 7ml/litre in drinking water daily in broiler for healthy growth. Litter should be changed periodically and provide clean drinking water and change the water every day. Diseased and dead birds should be immediately removed. Regularly inspect the droppings of the poultry birds for any diseases symptom.
		Coccidiosis	<ul style="list-style-type: none"> Provide plenty of fresh and clean drinking water. Provide coccidiostatic like Amprolium @ 25-65 mg/kg feed once a day as a preventive measure against coccidiosis.
		Ranikhet disease	<ul style="list-style-type: none"> Vaccinate the poultry birds with F1/ Lasota vaccine (1 drop) at the age of 4-7 days old and 35 days old through eye and nostril.
Piggery	All stages		<ul style="list-style-type: none"> Vaccinate all newly born piglets against swine fever at the age of 3 months followed by annual booster dose. In epidemic areas, vaccinate 6 months old pigs with FMD vaccine once in a year. Iron supplementation in piglet to prevent from piglet anaemia during 1st week of age.
		Skin infection	<ul style="list-style-type: none"> Provide Ivermectin (Injection) @ 10mg/33kg body wt.
Cattle & Buffaloes	6-9 months calves	Brucellosis	<ul style="list-style-type: none"> Vaccinate 6-9 months old calves with <i>Brucella abortus</i> cotton strain-19 @ 5ml subcutaneous on the neck
		Foot & Mouth Disease, Haemorrhagic Septicaemia, Black Quarter	<ul style="list-style-type: none"> Undertake regular immunization of cattle & buffaloes against Foot & Mouth disease, Haemorrhagic septicaemia & Black Quarter.
Fishery			
Common carp	Fry stage/Advance fry		<p>Fry stocking</p> <ul style="list-style-type: none"> Once Common carp fry attained (5-6cm) it can be harvest and transferred to rearing ponds.
Major Carp/Minor Carp	Brooders		<p>Brood stock maintenance</p> <ul style="list-style-type: none"> Provide sufficient feed to the brooder for proper egg development (Rice bran, mustard oil cake, fish meal, minerals & vitamins). Regular monitoring of PH and dissolved oxygen.

Suggestion: Contact nearby State Agril. Staff or KVK staff for necessary help and suggestion.



Agro Advisory Bulletin – WEST KHASI HILLS
(Period 6th – 10th May, 2017)

Weather forecast valid up to 10th May, 2017

The possibility of Rainfall is 24.0mm for the next five days. Maximum Temp: 26-28°C, Minimum Temp: 15-17°C, Cloud cover: sky will be mainly cloudy i.e. 5-6 Okta, Maximum RH: 82-96%, Minimum RH: 52-63%, Wind speed: 4-6 Kmph, Wind direction: East-Southeast.

Weekly cumulative rainfall : 24.0mm

C & RD BLOCK MAP OF MEGHALAYA

90°0'0"E 90°30'0"E 91°0'0"E 91°30'0"E 92°0'0"E 92°30'0"E 93°0'0"E

Agro meteorological Advisories for coming 5 days

- **Make proper drainage in the crop fields**

Main Crop/ Animal /Fisheries	Stage	Pest/Diseases	Agricultural Advisories
Maize High & Mid altitude Region	ASSAM Sowing to Emergence		<ul style="list-style-type: none"> • Undertake seed treatment with Carbendazim 50% WP @ 2g/ kg or Captan 50% WP @ 2.5g/Kg of seed before sowing to protect from diseases. • Sow 2 seeds per hill at a spacing of 60×30 cm followed by thinning at 10 days after germination & retaining one seedling per hill. • Do earthing up. • Mulching with materials like paddy, straw, grasses, dry tree leaves, etc. can be done in order to conserve moisture, suppress weed growth, reduce soil loss etc.
Bottle Gourd	BANGLADESH Sowing to emergence		<ul style="list-style-type: none"> • Prepare pits of size 60cm x 60cm x 60cm for sowing of bottle gourd & apply 15-20kgs well rotten FYM in each pit. • Sow 2-3 seeds of bottle gourd varieties like Pusa Summer, Prolific Long, Prolific Round, Pusa Meghdoot, Pusa Hybrid 2, etc to be planted in each pit. • Mulching with locally available materials like straw, grasses may be done to reduce evaporation losses.
Ash Gourd & Pumpkin	Sowing to emergence		<ul style="list-style-type: none"> • Ash gourd & Pumpkin to be planted at plant to plant 3m and row to row 1.5m spacing. Apply 15-20kgs FYM/pit of size 60cm x 60cm. Sowing of 2-3 seed in each pit.
Brinjal/Chilli	Nursery preparation to transplanting		Nursery bed preparation <ul style="list-style-type: none"> • Prepare raised bed & apply FYM @ 4 kg/m². Make rows of 10 cm distance along the width of the bed with the help of bamboo stick. Sow the seeds at 1-2 cm deep in the line & covered with sieved FYM, sand and soil mixture. Covered the bed with dry grass/paddy straw or polythene for 3-5 days to induce early germination of seeds. Irrigate the bed every day. Removed the mulch material as soon as sprouts occurs. Seedlings of 30-35 days old can be transplanted in the main filed. • Recommended varieties: Chilli – Pusa jwala & Local Brinjal – Arka Nidhi, Singh Nath, Bholanath & local



GRAMIN KRISHI MAUSAM SEWA

ICAR Research Complex for NEH Region

Umroi Road, Umiam – 793 103 Meghalaya



☎ Telephone No. : 0364 2570276 (O) Fax: 0364 2570213/Email: iaasbarapani@yahoo.in

			<ul style="list-style-type: none"> • Recommended seed rate Brinjal : 500 g / ha Chilli : 500-1000 g / ha • Seed treatment Treat the seeds with Trichoderma viride @ 4 g / kg or Pseudomonas fluorescens @ 10 g / kg of seed or Azospirillum @ 40 g / 400 g of seeds using rice gruel as adhesive. • Start transplanting of brinjal seedlings. Prepare ridges and furrows at a spacing of 60 cm. Apply 25t/ha FYM during main field preparation. • Transplant 30-35 days old seedlings at 60 cm apart on the ridges maintaining a spacing of 60 x 60 cm (Varieties) & 90 x 60 cm Hybrids. Apply neem cake at the pit of transplanting.
<p>Ginger/Turmeric</p>	<p>Seed bed preparation/Sowing</p>		<ul style="list-style-type: none"> • Select sandy loam type of soil for cultivation. Farmers are advised to make raised bed of size 1m width, 15cm height and of convenient length and channels for draining excess rain water. • After field preparation HYV's of ginger/turmeric like Turmeric: Lakadong, RCT-, Megha Turmeric-1; Ginger: Nadia, Poona, Riodegenerio, etc. should be planted. • Seed rate- Turmeric: 2000-2500kg/ha. Ginger: 1400-1600 Kg/ha • Before sowing treat the seed rhizomes with Indofil M - 45 or Captaf @ 0.3% & plant at a spacing of 25cm x 25-30cm and turmeric at 40-45cm X 25cm. • Complete sowing before 20th April. • Mulch the sown bed of ginger for soil and water conservation, and also to reduce weed growth. Mulching materials like green leaves, dry grass, paddy straw etc. may be used.
<p>Tomato</p>	<p>Transplanting to early vegetative growth</p>		<ul style="list-style-type: none"> • Transplant of seedlings of age 25-30 days old in beds at a spacing of 75x 45cm in the evening & irrigate immediately. • Apply 86 kg/ha urea (1/3 N), 375kg SSP & 83kg MOP as basal dose either just before transplanting or 5-10 days after transplanting. Apply the remaining 2/3 N (86 kg/ha urea) at 20 and 45 DAT. • Gap filling has to be done at 7th day after transplanting
<p>Spring Potato</p>	<p>Early vegetative stage</p>		<ul style="list-style-type: none"> • Earthing up is to be done at 25 days after planting (stolon formation stage). Depending upon the soil moisture status and availability of irrigation facility, farmers are advised to follow the irrigation schedule as follow: 1st irrigation: 25-30 DAS; 2nd irrigation: 60 DAS; 3rd irrigation: 80 DAS
<p>Khasi Mandarin</p>			<ul style="list-style-type: none"> • Application of Bordeaux mixture on tree trunk must be completed before the rain occurring. • Control of leaf miner by spraying Ekalux (1.5m/l) on new flush. • Spray Sulfex E 2.5 g/litre of water during flush.



GRAMIN KRISHI MAUSAM SEWA
ICAR Research Complex for NEH Region
Umroi Road, Umiam – 793 103 Meghalaya



☎: Telephone No. : 0364 2570276 (O) Fax: 0364 2570213/Email: iaasbarapani@yahoo.in

		Powdery Mildew	<p>Nutrient application:</p> <ul style="list-style-type: none"> Apply 30kg FYM/Tree 650 g Urea: 1220 g SSP: 450 g MOP/tree.
Animal Sciences			
Poultry	All stages		<ul style="list-style-type: none"> Protect poultry houses from extreme wind by covering with polythene sheets on the sheds. Provide vitamin B complex @ 7ml/litre in drinking water daily in broiler for healthy growth. Litter should be changed periodically and provide clean drinking water and change the water every day. Diseased and dead birds should be immediately removed. Regularly inspect the droppings of the poultry birds for any diseases symptom.
		Coccidiosis	<ul style="list-style-type: none"> Provide plenty of fresh and clean drinking water. Provide coccidiostatic like Amprolium @ 25-65 mg/kg feed once a day as a preventive measure against coccidiosis.
		Ranikhet disease	<ul style="list-style-type: none"> Vaccinate the poultry birds with F1/ Lasota vaccine (1 drop) at the age of 4-7 days old and 35 days old through eye and nostril.
Piggery	All stages		<ul style="list-style-type: none"> Vaccinate all newly born piglets against swine fever at the age of 3 months followed by annual booster dose. In epidemic areas, vaccinate 6 months old pigs with FMD vaccine once in a year. Iron supplementation in piglet to prevent from piglet anaemia during 1st week of age.
		Skin infection	<ul style="list-style-type: none"> Provide Ivermectin (Injection) @ 10mg/33kg body wt.
Cattle & Buffaloes	6-9 months calves	Brucellosis	<ul style="list-style-type: none"> Vaccinate 6-9 months old calves with <i>Brucella abortus</i> cotton strain-19 @ 5ml subcutaneous on the neck
		Foot & Mouth Disease, Haemorrhagic Septicaemia, Black Quarter	<ul style="list-style-type: none"> Undertake regular immunization of cattle & buffaloes against Foot & Mouth disease, Haemorrhagic septicaemia & Black Quarter.
Fishery			
Common carp	Fry stage/Advance fry		<p>Fry stocking</p> <ul style="list-style-type: none"> Once Common carp fry attained (5-6cm) it can be harvest and transferred to rearing ponds.
Major Carp/Minor Carp	Brooders		<p>Brood stock maintenance</p> <ul style="list-style-type: none"> Provide sufficient feed to the brooder for proper egg development (Rice bran, mustard oil cake, fish meal, minerals & vitamins). Regular monitoring of PH and dissolved oxygen.

Suggestion: Contact nearby State Agril. Staff or KVK staff for necessary help and suggestion.



Agro Advisory Bulletin – East Garo Hills **(Period 6th – 10th May, 2017)**

Weather summary of the past five days

Sky was partly cloudy with 2.0mm rainfall. Maximum temperatures ranged between 29-32°C and minimum ranged between 18-20°C. Relative humidity was 89-96% in morning and 46-53% in evening. Wind speed ranged between: 5-7kmph.

Weather forecast valid up to 10th May, 2017

The possibility of Rainfall is 27.0mm for the next five days. Maximum Temp: 28-31°C, Minimum Temp: 18-20°C, Cloud cover: sky will be mainly cloudy i.e. 5-6 Okta, Maximum RH: 91-97%, Minimum RH: 56-67%, Wind speed: 5-8 Kmph, Wind direction: East-Southeast.

C & RD BLOCK MAP OF MEGHALAYA

Weekly cumulative rainfall : 27.0mm

Agro meteorological Advisories for coming 5 days

- Make proper drainage in the crop fields

Main Crop/ Animal /Fisheries	Stage	Pest/Diseases	Agricultural Advisories
Maize High & Mid altitude Region	Sowing to Emergence		<ul style="list-style-type: none"> • Undertake seed treatment with Carbendazim 50% WP @ 2g/ kg or Captan 50% WP @ 2.5g/Kg of seed before sowing to protect from diseases. • Sow 2 seeds per hill at a spacing of 60×30 cm followed by thinning at 10 days after germination & retaining one seedling per hill. • Do earthing up. • Mulching with materials like paddy, straw, grasses, dry tree leaves, etc. can be done in order to conserve moisture, suppress weed growth, reduce soil loss etc.
Bottle Gourd	Sowing to emergence		<ul style="list-style-type: none"> • Prepare pits of size 60cm x 60cm x 60cm for sowing of bottle gourd & apply 15-20kgs well rotten FYM in each pit. • Sow 2-3 seeds of bottle gourd varieties like Pusa Summer, Prolific Long, Prolific Round, Pusa Meghdoot, Pusa Hybrid 2, etc to be planted in each pit. • Mulching with locally available materials like straw, grasses may be done to reduce evaporation loses.
Ash Gourd & Pumpkin	Sowing to emergence		<ul style="list-style-type: none"> • Ash gourd & Pumpkin to be planted at plant to plant 3m and row to row 1.5m spacing. Apply 15-20kgs FYM/pit of size 60cm x 60cm. Sowing of 2-3 seed in each pit.
Brinjal/Chilli	Nursery preparation to transplanting		<p>Nursery bed preparation</p> <ul style="list-style-type: none"> • Prepare raised bed & apply FYM @ 4 kg/m². Make rows of 10 cm distance along the width of the bed with the help of bamboo stick. Sow the seeds at 1-2 cm deep in the line & covered with sieved FYM, sand and soil



GRAMIN KRISHI MAUSAM SEWA

ICAR Research Complex for NEH Region

Umroi Road, Umiam – 793 103 Meghalaya



☎: Telephone No. : 0364 2570276 (O) Fax: 0364 2570213/Email: iaasbarapani@yahoo.in

		<p style="text-align: center;">C & RD BLOCK MAP OF MEGHALAYA</p>	<p>mixture. Covered the bed with dry grass/paddy straw or polythene for 3-5 days to induce early germination of seeds. Irrigate the bed every day. Removed the mulch material as soon as sprouts occurs. Seedlings of 30-35 days old can be transplanted in the main filed.</p> <ul style="list-style-type: none"> • Recommended varieties: Chilli – Pusa jwala & Local Brinjal – Arka Nidhi, Singh Nath, Bhola Nath & local • Recommended seed rate Brinjal : 500 g / ha Chilli : 500-1000 g / ha • Seed treatment Treat the seeds with Trichoderma viride @ 4 g / kg or Pseudomonas fluorescens @ 10 g / kg of seed or Azospirillum @ 40 g / 400 g of seeds using rice gruel as adhesive. • Start transplanting of brinjal seedlings. Prepare ridges and furrows at a spacing of 60 cm. Apply 25t/ha FYM during main field preparation. • Transplant 30-35 days old seedlings at 60 cm apart on the ridges maintaining a spacing of 60 x 60 cm (Varieties) & 90 x 60 cm Hybrids. Apply neem cake at the pit of transplanting.
Ginger/Turmeric	Seed bed preparation/Sowing		<ul style="list-style-type: none"> • Select sandy loam type of soil for cultivation. Farmers are advised to make raised bed of size 1m width, 15cm height and of convenient length and channels for draining excess rain water. • After field preparation HYV's of ginger/turmeric like Turmeric: Lakadong, RCT-, Megha Turmeric-1; Ginger: Nadia, Poon, Riodegenerio, etc. should be planted. • Seed rate- Turmeric: 2000-2500kg/ha. Ginger: 1400-1600 Kg/ha • Before sowing treat the seed rhizomes with Indofil M -45 or Captaf @ 0.3% & plant at a spacing of 25cm x 25-30cm and turmeric at 40-45cm X 25cm. • Complete sowing before 20th April. • Mulch the sown bed of ginger for soil and water conservation, and also to reduce weed growth. Mulching materials like green leaves, dry grass, paddy straw etc. may be used.
Tomato	Transplanting to early vegetative growth		<ul style="list-style-type: none"> • Transplant of seedlings of age 25-30 days old in beds at a spacing of 75x 45cm in the evening & irrigate immediately. • Apply 86 kg/ha urea (1/3 N), 375kg SSP & 83kg MOP as basal dose either just before transplanting or 5-10 days after transplanting. Apply the remaining 2/3 N (86 kg/ha urea) at



GRAMIN KRISHI MAUSAM SEWA
ICAR Research Complex for NEH Region
Umroi Road, Umiam – 793 103 Meghalaya



☎: Telephone No. : 0364 2570276 (O) Fax: 0364 2570213/Email: iaasbarapani@yahoo.in

			20 and 45 DAT. <ul style="list-style-type: none"> Gap filling has to be done at 7th day after transplanting
Khasi Mandarin		Powdery Mildew	<ul style="list-style-type: none"> Application of Bordeaux mixture on tree trunk must be completed before the rain occurring. Control of leaf miner by spraying Ekalux (1.5m/l) on new flush. Spray Sulfex E 2.5 g/litre of water during flush. <p>Nutrient application:</p> <ul style="list-style-type: none"> Apply 30kg FYM/Tree 650 g Urea: 1220 g SSP: 450 g MOP/tree.

Animal Sciences

Poultry	All stages	<p align="center">C & RD BLOCK MAP OF MEGHALAYA</p>	<ul style="list-style-type: none"> Protect poultry houses from extreme wind by covering with polythene sheets on the sheds. Provide vitamin B complex @ 7ml/litre in drinking water daily in broiler for healthy growth. Litter should be change periodically and provide clean drinking water and changed the water every day. Diseased and dead birds should be immediately removed. Regularly inspect the droppings of the poultry birds for any diseases symptom. 	
			Coccidiosis	<ul style="list-style-type: none"> Provide plenty of fresh and clean drinking water. Provide coccidiostatic like Amprolium @ 25-65 mg/kg feed once a day as a preventive measure against coccidiosis.
			Ranikhet disease	<ul style="list-style-type: none"> Vaccinate the poultry birds with F1/ Lasota vaccine (1 drop) at the age of 4-7 days old and 35 days old through eye and nostril.
Piggery	All stages	<p align="center">STATE GIS LAB. (MEGHALAYA)</p> <p align="center">SCALE 1: 1,350,000</p>	<ul style="list-style-type: none"> Vaccinate all newly born piglets against swine fever at the age of 3 months followed by annual booster dose. In epidemic areas, vaccinate 6 months old pigs with FMD vaccine once in a year. Iron supplementation in piglet to prevent from piglet anaemia during 1st week of age. 	
			Skin infection	<ul style="list-style-type: none"> Provide Ivermectin (Injection) @ 10mg/33kg body wt.
Cattle & Buffaloes	6-9 months calves	Brucellosis	<ul style="list-style-type: none"> Vaccinate 6-9 months old calves with <i>Brucella abortus</i> cotton strain-19 @ 5ml subcutaneous on the neck 	
		Foot & Mouth Disease, Haemorrhagic Septicaemia, Black Quarter	<ul style="list-style-type: none"> Undertake regular immunization of cattle & buffaloes against Foot & Mouth disease, Haemorrhagic septicaemia & Black Quarter. 	

Fishery

Common carp	Fry stage/Advance fry		Fry stocking
-------------	-----------------------	--	---------------------



GRAMIN KRISHI MAUSAM SEWA

ICAR Research Complex for NEH Region

Umroi Road, Umiam – 793 103 Meghalaya

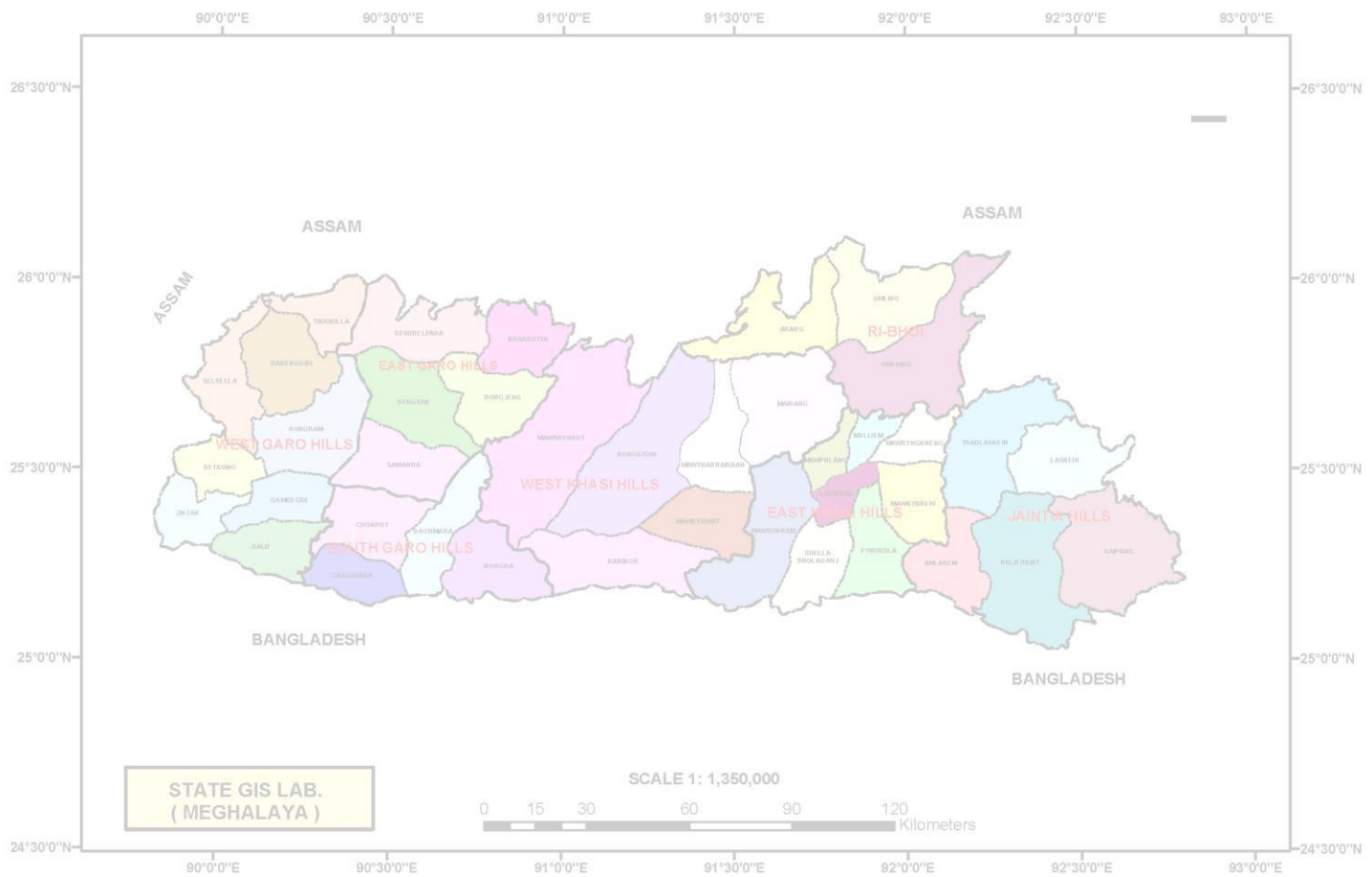


☎: Telephone No. : 0364 2570276 (O) Fax: 0364 2570213/Email: iaasbarapani@yahoo.in

			<ul style="list-style-type: none"> Once Common carp fry attained (5-6cm) it can be harvest and transferred to rearing ponds.
Major Carp/Minor Carp	Brooders		<p>Brood stock maintenance</p> <ul style="list-style-type: none"> Provide sufficient feed to the brooder for proper egg development (Rice bran, mustard oil cake, fish meal, minerals & vitamins). Regular monitoring of PH and dissolved oxygen.

Suggestion: Contact nearby State Agril. Staff or KVK staff for necessary help and suggestion.

C & RD BLOCK MAP OF MEGHALAYA





Agro Advisory Bulletin – EAST JAINTIA HILLS
(Period 6th – 10th May, 2017)

Weather forecast valid up to 10th May, 2017

The possibility of Rainfall is 21.0mm for the next five days. Maximum Temp: 26-29°C, Minimum Temp: 16-18°C, Cloud cover: sky will be mainly cloudy i.e. 4-6 Okta, Maximum RH: 86-91%, Minimum RH: 42-71%, Wind speed: 2-4 Kmph, Wind direction: Northeast-East.

Weekly cumulative rainfall : 21.0mm

C & RD BLOCK MAP OF MEGHALAYA

Agro meteorological Advisories for coming 5 days

- **Make proper drainage in the crop fields**

Main Crop/ Animal /Fisheries	Stage	Pest/Diseases	Agricultural Advisories
Maize High & Mid altitude Region	Sowing to Emergence		<ul style="list-style-type: none"> • Undertake seed treatment with Carbendazim 50% WP @ 2g/ kg or Captan 50% WP @ 2.5g/Kg of seed before sowing to protect from diseases. • Sow 2 seeds per hill at a spacing of 60×30 cm followed by thinning at 10 days after germination & retaining one seedling per hill. • Do earthing up. • Mulching with materials like paddy, straw, grasses, dry tree leaves, etc. can be done in order to conserve moisture, suppress weed growth, reduce soil loss etc.
Bottle Gourd	Sowing to emergence		<ul style="list-style-type: none"> • Prepare pits of size 60cm x 60cm x 60cm for sowing of bottle gourd & apply 15-20kgs well rotten FYM in each pit. • Sow 2-3 seeds of bottle gourd varieties like Pusa Summer, Prolific Long, Prolific Round, Pusa Meghdoot, Pusa Hybrid 2, etc to be planted in each pit. • Mulching with locally available materials like straw, grasses may be done to reduce evaporation loses.
Ash Gourd & Pumpkin	Sowing to emergence		<ul style="list-style-type: none"> • Ash gourd & Pumpkin to be planted at plant to plant 3m and row to row 1.5m spacing. Apply 15-20kgs FYM/pit of size 60cm x 60cm. Sowing of 2-3 seed in each pit.
Brinjal/Chilli	Nursery preparation to transplanting		Nursery bed preparation <ul style="list-style-type: none"> • Prepare raised bed & apply FYM @ 4 kg/m². Make rows of 10 cm distance along the width of the bed with the help of bamboo stick. Sow the seeds at 1-2 cm deep in the line & covered with sieved FYM, sand and soil mixture. Covered the bed with dry grass/paddy straw or polythene for 3-5 days to induce early germination of seeds. Irrigate the bed every day. Removed the mulch material as soon as sprouts occurs. Seedlings of 30-35 days old can be transplanted in the main filed. • Recommended varieties: Chilli – Pusa jwala & Local



GRAMIN KRISHI MAUSAM SEWA
ICAR Research Complex for NEH Region
Umroi Road, Umiam – 793 103 Meghalaya



☎ Telephone No. : 0364 2570276 (O) Fax: 0364 2570213/Email: iaasbarapani@yahoo.in

			<p>Brinjal – Arka Nidhi, Singh Nath, Bhola Nath & local</p> <ul style="list-style-type: none"> • Recommended seed rate Brinjal : 500 g / ha Chilli : 500-1000 g / ha • Seed treatment Treat the seeds with Trichoderma viride @ 4 g / kg or Pseudomonas fluorescens @ 10 g / kg of seed or Azospirillum @ 40 g / 400 g of seeds using rice gruel as adhesive. • Start transplanting of brinjal seedlings. Prepare ridges and furrows at a spacing of 60 cm. Apply 25t/ha FYM during main field preparation. • Transplant 30-35 days old seedlings at 60 cm apart on the ridges maintaining a spacing of 60 x 60 cm (Varieties) & 90 x 60 cm Hybrids. Apply neem cake at the pit of transplanting.
<p>Ginger/Turmeric</p>	<p>Seed bed preparation/Sowing</p>		<ul style="list-style-type: none"> • Select sandy loam type of soil for cultivation. Farmers are advised to make raised bed of size 1m width, 15cm height and of convenient length and channels for draining excess rain water. • After field preparation HYV's of ginger/turmeric like Turmeric: Lakadong, RCT-, Megha Turmeric-1; Ginger: Nadia, Poona, Riodegenerio, etc. should be planted. • Seed rate- Turmeric: 2000-2500kg/ha. Ginger: 1400-1600 Kg/ha • Before sowing treat the seed rhizomes with Indofil M - 45 or Captaf @ 0.3% & plant at a spacing of 25cm x 25-30cm and turmeric at 40-45cm X 25cm. • Complete sowing before 20th April. • Mulch the sown bed of ginger for soil and water conservation, and also to reduce weed growth. Mulching materials like green leaves, dry grass, paddy straw etc. may be used.
<p>Tomato</p>	<p>Transplanting to early vegetative growth</p>		<ul style="list-style-type: none"> • Transplant of seedlings of age 25-30 days old in beds at a spacing of 75x 45cm in the evening & irrigate immediately. • Apply 86 kg/ha urea (1/3 N), 375kg SSP & 83kg MOP as basal dose either just before transplanting or 5-10 days after transplanting. Apply the remaining 2/3 N (86 kg/ha urea) at 20 and 45 DAT. • Gap filling has to be done at 7th day after transplanting
<p>Spring Potato</p>	<p>Early vegetative stage</p>		<ul style="list-style-type: none"> • Earthing up is to be done at 25 days after planting (stolon formation stage). Depending upon the soil moisture status and availability of irrigation facility, farmers are advised to follow the irrigation schedule as follow: 1st irrigation: 25-30 DAS; 2nd irrigation: 60 DAS; 3rd irrigation: 80 DAS
<p>Khasi Mandarin</p>			<ul style="list-style-type: none"> • Application of Bordeaux mixture on tree trunk must be completed before the rain occurring. • Control of leaf miner by spraying Ekalux (1.5m/l) on new flush.



GRAMIN KRISHI MAUSAM SEWA
ICAR Research Complex for NEH Region
Umroi Road, Umiam – 793 103 Meghalaya



☎: Telephone No. : 0364 2570276 (O) Fax: 0364 2570213/Email: iaasbarapani@yahoo.in

		Powdery Mildew	<ul style="list-style-type: none"> Spray Sulfex E 2.5 g/litre of water during flush. <p>Nutrient application:</p> <ul style="list-style-type: none"> Apply 30kg FYM/Tree 650 g Urea: 1220 g SSP: 450 g MOP/tree.
Animal Sciences			
Poultry 	All stages		<ul style="list-style-type: none"> Protect poultry houses from extreme wind by covering with polythene sheets on the sheds. Provide vitamin B complex @ 7ml/litre in drinking water daily in broiler for healthy growth. Litter should be changed periodically and provide clean drinking water and change the water every day. Diseased and dead birds should be immediately removed. Regularly inspect the droppings of the poultry birds for any diseases symptom.
		Coccidiosis	<ul style="list-style-type: none"> Provide plenty of fresh and clean drinking water. Provide coccidiostatic like Amprolium @ 25-65 mg/kg feed once a day as a preventive measure against coccidiosis.
		Ranikhet disease	<ul style="list-style-type: none"> Vaccinate the poultry birds with F1/ Lasota vaccine (1 drop) at the age of 4-7 days old and 35 days old through eye and nostril.
Piggery 	All stages		<ul style="list-style-type: none"> Vaccinate all newly born piglets against swine fever at the age of 3 months followed by annual booster dose. In epidemic areas, vaccinate 6 months old pigs with FMD vaccine once in a year. Iron supplementation in piglet to prevent from piglet anaemia during 1st week of age.
		Skin infection	<ul style="list-style-type: none"> Provide Ivermectin (Injection) @ 10mg/33kg body wt.
Cattle & Buffaloes 	6-9 months calves	Brucellosis	<ul style="list-style-type: none"> Vaccinate 6-9 months old calves with <i>Brucella abortus</i> cotton strain-19 @ 5ml subcutaneous on the neck
		Foot & Mouth Disease, Haemorrhagic Septicaemia, Black Quarter	<ul style="list-style-type: none"> Undertake regular immunization of cattle & buffaloes against Foot & Mouth disease, Haemorrhagic septicaemia & Black Quarter.
Fishery			
Common carp	Fry stage/Advance fry		<p>Fry stocking</p> <ul style="list-style-type: none"> Once Common carp fry attained (5-6cm) it can be harvest and transferred to rearing ponds.
Major Carp/Minor Carp	Brooders		<p>Brood stock maintenance</p> <ul style="list-style-type: none"> Provide sufficient feed to the brooder for proper egg development (Rice bran, mustard oil cake, fish meal, minerals & vitamins). Regular monitoring of PH and dissolved oxygen.

Suggestion: Contact nearby State Agril. Staff or KVK staff for necessary help and suggestion.



Agro Advisory Bulletin – EAST KHASI HILLS
(Period 6th – 10th May, 2017)

Weather forecast valid up to 10th May, 2017

The possibility of Rainfall is 21.0mm for the next five days. Maximum Temp: 25-27°C, Minimum Temp: 14-15°C, Cloud cover: sky will be mainly cloudy i.e. 5-6 Okta, Maximum RH: 85-94%, Minimum RH: 47-65%, Wind speed: 3-5 Kmph, Wind direction: Eastern.

Weekly cumulative rainfall : 21.0mm

C & RD BLOCK MAP OF MEGHALAYA

90°0'0"E 90°30'0"E 91°0'0"E 91°30'0"E 92°0'0"E 92°30'0"E 93°0'0"E

Agro meteorological Advisories for coming 5 days

- **Make proper drainage in the crop fields**

Main Crop/ Animal /Fisheries	Stage	Pest/Diseases	Agricultural Advisories
Maize High & Mid altitude Region	Sowing to Emergence		<ul style="list-style-type: none"> • Undertake seed treatment with Carbendazim 50% WP @ 2g/ kg or Captan 50% WP @ 2.5g/Kg of seed before sowing to protect from diseases. • Sow 2 seeds per hill at a spacing of 60×30 cm followed by thinning at 10 days after germination & retaining one seedling per hill. • Do earthing up. • Mulching with materials like paddy, straw, grasses, dry tree leaves, etc. can be done in order to conserve moisture, suppress weed growth, reduce soil loss etc.
Bottle Gourd	Sowing to emergence		<ul style="list-style-type: none"> • Prepare pits of size 60cm x 60cm x 60cm for sowing of bottle gourd & apply 15-20kgs well rotten FYM in each pit. • Sow 2-3 seeds of bottle gourd varieties like Pusa Summer, Prolific Long, Prolific Round, Pusa Meghdoot, Pusa Hybrid 2, etc to be planted in each pit. • Mulching with locally available materials like straw, grasses may be done to reduce evaporation losses.
Ash Gourd & Pumpkin	Sowing to emergence		<ul style="list-style-type: none"> • Ash gourd & Pumpkin to be planted at plant to plant 3m and row to row 1.5m spacing. Apply 15-20kgs FYM/pit of size 60cm x 60cm. Sowing of 2-3 seed in each pit.
Brinjal/Chilli	Nursery preparation to transplanting		Nursery bed preparation <ul style="list-style-type: none"> • Prepare raised bed & apply FYM @ 4 kg/m2. Make rows of 10 cm distance along the width of the bed with the help of bamboo stick. Sow the seeds at 1-2 cm deep in the line & covered with sieved FYM, sand and soil mixture. Covered the bed with dry grass/paddy straw or polythene for 3-5 days to induce early germination of seeds. Irrigate the bed every day. Removed the mulch material as soon as sprouts occurs. Seedlings of 30-35 days old can be transplanted in the main filed. • Recommended varieties:



GRAMIN KRISHI MAUSAM SEWA
ICAR Research Complex for NEH Region
Umroi Road, Umiam – 793 103 Meghalaya



☎: Telephone No. : 0364 2570276 (O) Fax: 0364 2570213/Email: iaasbarapani@yahoo.in

			<p>Chilli – Pusa jwala & Local Brinjal – Arka Nidhi, Singh Nath, Bhola Nath & local</p> <ul style="list-style-type: none"> • Recommended seed rate Brinjal : 500 g / ha Chilli : 500-1000 g / ha • Seed treatment Treat the seeds with Trichoderma viride @ 4 g / kg or Pseudomonas fluorescens @ 10 g / kg of seed or Azospirillum @ 40 g / 400 g of seeds using rice gruel as adhesive. • Start transplanting of brinjal seedlings. Prepare ridges and furrows at a spacing of 60 cm. Apply 25t/ha FYM during main field preparation. • Transplant 30-35 days old seedlings at 60 cm apart on the ridges maintaining a spacing of 60 x 60 cm (Varieties) & 90 x 60 cm Hybrids. Apply neem cake at the pit of transplanting.
<p>Ginger/Turmeric</p>	<p>Seed bed preparation/Sowing</p>		<ul style="list-style-type: none"> • Select sandy loam type of soil for cultivation. Farmers are advised to make raised bed of size 1m width, 15cm height and of convenient length and channels for draining excess rain water. • After field preparation HYV's of ginger/turmeric like Turmeric: Lakadong, RCT-, Megha Turmeric-1; Ginger: Nadia, Poona, Riodegenerio, etc. should be planted. • Seed rate- Turmeric: 2000-2500kg/ha. Ginger: 1400-1600 Kg/ha • Before sowing treat the seed rhizomes with Indofil M - 45 or Captaf @ 0.3% & plant at a spacing of 25cm x 25-30cm and turmeric at 40-45cm X 25cm. • Complete sowing before 20th April. • Mulch the sown bed of ginger for soil and water conservation, and also to reduce weed growth. Mulching materials like green leaves, dry grass, paddy straw etc. may be used.
<p>Tomato</p>	<p>Transplanting to early vegetative growth</p>		<ul style="list-style-type: none"> • Transplant of seedlings of age 25-30 days old in beds at a spacing of 75x 45cm in the evening & irrigate immediately. • Apply 86 kg/ha urea (1/3 N), 375kg SSP & 83kg MOP as basal dose either just before transplanting or 5-10 days after transplanting. Apply the remaining 2/3 N (86 kg/ha urea) at 20 and 45 DAT. • Gap filling has to be done at 7th day after transplanting
<p>Spring Potato</p>	<p>Early vegetative stage</p>		<ul style="list-style-type: none"> • Earthing up is to be done at 25 days after planting (stolon formation stage). Depending upon the soil moisture status and availability of irrigation facility, farmers are advised to follow the irrigation schedule as follow: 1st irrigation: 25-30 DAS; 2nd irrigation: 60 DAS; 3rd irrigation: 80 DAS
<p>Khasi Mandarin</p>			<ul style="list-style-type: none"> • Application of Bordeaux mixture on tree trunk must be completed before the rain occurring. • Control of leaf miner by spraying Ekalux (1.5m/l) on new flush.



GRAMIN KRISHI MAUSAM SEWA

ICAR Research Complex for NEH Region

Umroi Road, Umiam – 793 103 Meghalaya



☎ Telephone No. : 0364 2570276 (O) Fax: 0364 2570213/Email: iaasbarapani@yahoo.in

		Powdery Mildew	<ul style="list-style-type: none"> Spray Sulfex E 2.5 g/litre of water during flush. <p>Nutrient application:</p> <ul style="list-style-type: none"> Apply 30kg FYM/Tree 650 g Urea: 1220 g SSP: 450 g MOP/tree.
Animal Sciences			
Poultry	All stages		<ul style="list-style-type: none"> Protect poultry houses from extreme wind by covering with polythene sheets on the sheds. Provide vitamin B complex @ 7ml/litre in drinking water daily in broiler for healthy growth. Litter should be changed periodically and provide clean drinking water and change the water every day. Diseased and dead birds should be immediately removed. Regularly inspect the droppings of the poultry birds for any diseases symptom.
		Coccidiosis	<ul style="list-style-type: none"> Provide plenty of fresh and clean drinking water. Provide coccidiostatic like Amprolium @ 25-65 mg/kg feed once a day as a preventive measure against coccidiosis.
		Ranikhet disease	<ul style="list-style-type: none"> Vaccinate the poultry birds with F1/ Lasota vaccine (1 drop) at the age of 4-7 days old and 35 days old through eye and nostril.
Piggery	All stages		<ul style="list-style-type: none"> Vaccinate all newly born piglets against swine fever at the age of 3 months followed by annual booster dose. In epidemic areas, vaccinate 6 months old pigs with FMD vaccine once in a year. Iron supplementation in piglet to prevent from piglet anaemia during 1st week of age.
		Skin infection	<ul style="list-style-type: none"> Provide Ivermectin (Injection) @ 10mg/33kg body wt.
Cattle & Buffaloes	6-9 months calves	Brucellosis	<ul style="list-style-type: none"> Vaccinate 6-9 months old calves with <i>Brucella abortus</i> cotton strain-19 @ 5ml subcutaneous on the neck
		Foot & Mouth Disease, Haemorrhagic Septicaemia, Black Quarter	<ul style="list-style-type: none"> Undertake regular immunization of cattle & buffaloes against Foot & Mouth disease, Haemorrhagic septicaemia & Black Quarter.
Fishery			
Common carp	Fry stage/Advance fry	SCALE 1: 1,350,000	<p>Fry stocking</p> <ul style="list-style-type: none"> Once Common carp fry attained (5-6cm) it can be harvest and transferred to rearing ponds.
Major Carp/Minor Carp	Brooders		<p>Brood stock maintenance</p> <ul style="list-style-type: none"> Provide sufficient feed to the brooder for proper egg development (Rice bran, mustard oil cake, fish meal, minerals & vitamins). Regular monitoring of PH and dissolved oxygen.

Suggestion: Contact nearby State Agril. Staff or KVK staff for necessary help and suggestion.



Agro Advisory Bulletin – NORTH GARO HILLS
(Period 6th – 10th May, 2017)

Weather forecast valid up to 10th May, 2017

The possibility of Rainfall is 31.0mm for the next five days. Maximum Temp: 28-31°C, Minimum Temp: 19-21°C, Cloud cover: sky will be mainly cloudy i.e. 5-6 Okta, Maximum RH: 81-97%, Minimum RH: 50-62%, Wind speed: 3-7 Kmph, Wind direction: Northeast-Southeast.

Weekly cumulative rainfall : 31.0mm

C & RD BLOCK MAP OF MEGHALAYA

90°0'0"E 90°30'0"E 91°0'0"E 91°30'0"E 92°0'0"E 92°30'0"E 93°0'0"E

Agro meteorological Advisories for coming 5 days

- **Make proper drainage in the crop fields**

Main Crop/ Animal /Fisheries	Stage	Pest/Diseases	Agricultural Advisories
Maize High & Mid altitude Region	Sowing to Emergence		<ul style="list-style-type: none"> • Undertake seed treatment with Carbendazim 50% WP @ 2g/ kg or Captan 50% WP @ 2.5g/Kg of seed before sowing to protect from diseases. • Sow 2 seeds per hill at a spacing of 60×30 cm followed by thinning at 10 days after germination & retaining one seedling per hill. • Do earthing up. • Mulching with materials like paddy, straw, grasses, dry tree leaves, etc. can be done in order to conserve moisture, suppress weed growth, reduce soil loss etc.
Bottle Gourd	Sowing to emergence		<ul style="list-style-type: none"> • Prepare pits of size 60cm x 60cm x 60cm for sowing of bottle gourd & apply 15-20kgs well rotten FYM in each pit. • Sow 2-3 seeds of bottle gourd varieties like Pusa Summer, Prolific Long, Prolific Round, Pusa Meghdoot, Pusa Hybrid 2, etc to be planted in each pit. • Mulching with locally available materials like straw, grasses may be done to reduce evaporation losses.
Ash Gourd & Pumpkin	Sowing to emergence		<ul style="list-style-type: none"> • Ash gourd & Pumpkin to be planted at plant to plant 3m and row to row 1.5m spacing. Apply 15-20kgs FYM/pit of size 60cm x 60cm. Sowing of 2-3 seed in each pit.
Brinjal/Chilli	Nursery preparation to transplanting		Nursery bed preparation <ul style="list-style-type: none"> • Prepare raised bed & apply FYM @ 4 kg/m². Make rows of 10 cm distance along the width of the bed with the help of bamboo stick. Sow the seeds at 1-2 cm deep in the line & covered with sieved FYM, sand and soil mixture. Covered the bed with dry grass/paddy straw or polythene for 3-5 days to induce early germination of seeds. Irrigate the bed every day. Removed the mulch material as soon as sprouts occurs. Seedlings of 30-35 days old can be transplanted in the main filed. • Recommended varieties:



GRAMIN KRISHI MAUSAM SEWA
ICAR Research Complex for NEH Region
Umroi Road, Umiam – 793 103 Meghalaya



☎ Telephone No. : 0364 2570276 (O) Fax: 0364 2570213/Email: iaasbarapani@yahoo.in

			<p>Chilli – Pusa jwala & Local Brinjal – Arka Nidhi, Singh Nath, Bhola Nath & local</p> <ul style="list-style-type: none"> • Recommended seed rate Brinjal : 500 g / ha Chilli : 500-1000 g / ha • Seed treatment Treat the seeds with Trichoderma viride @ 4 g / kg or Pseudomonas fluorescens @ 10 g / kg of seed or Azospirillum @ 40 g / 400 g of seeds using rice gruel as adhesive. • Start transplanting of brinjal seedlings. Prepare ridges and furrows at a spacing of 60 cm. Apply 25t/ha FYM during main field preparation. • Transplant 30-35 days old seedlings at 60 cm apart on the ridges maintaining a spacing of 60 x 60 cm (Varieties) & 90 x 60 cm Hybrids. Apply neem cake at the pit of transplanting.
<p>Ginger/Turmeric</p>	<p>Seed bed preparation/Sowing</p>		<ul style="list-style-type: none"> • Select sandy loam type of soil for cultivation. Farmers are advised to make raised bed of size 1m width, 15cm height and of convenient length and channels for draining excess rain water. • After field preparation HYV's of ginger/turmeric like Turmeric: Lakadong, RCT-, Megha Turmeric-1; Ginger: Nadia, Poona, Riodegenerio, etc. should be planted. • Seed rate- Turmeric: 2000-2500kg/ha. Ginger: 1400-1600 Kg/ha • Before sowing treat the seed rhizomes with Indofil M - 45 or Captaf @ 0.3% & plant at a spacing of 25cm x 25-30cm and turmeric at 40-45cm X 25cm. • Complete sowing before 20th April. • Mulch the sown bed of ginger for soil and water conservation, and also to reduce weed growth. Mulching materials like green leaves, dry grass, paddy straw etc. may be used.
<p>Tomato</p>	<p>Transplanting to early vegetative growth</p>		<ul style="list-style-type: none"> • Transplant of seedlings of age 25-30 days old in beds at a spacing of 75x 45cm in the evening & irrigate immediately. • Apply 86 kg/ha urea (1/3 N), 375kg SSP & 83kg MOP as basal dose either just before transplanting or 5-10 days after transplanting. Apply the remaining 2/3 N (86 kg/ha urea) at 20 and 45 DAT. • Gap filling has to be done at 7th day after transplanting
<p>Khasi Mandarin</p>		<p>Powdery Mildew</p>	<ul style="list-style-type: none"> • Application of Bordeaux mixture on tree trunk must be completed before the rain occurring. • Control of leaf miner by spraying Ekalux (1.5m/l) on new flush. • Spray Sulfex E 2.5 g/litre of water during flush. <p>Nutrient application:</p> <ul style="list-style-type: none"> • Apply 30kg FYM/Tree • 650 g Urea: 1220 g SSP: 450 g MOP/tree.
<p>Animal Sciences</p>			
<p>Poultry</p>	<p>All stages</p>		<ul style="list-style-type: none"> • Protect poultry houses from extreme wind by covering



GRAMIN KRISHI MAUSAM SEWA

ICAR Research Complex for NEH Region

Umroi Road, Umiam – 793 103 Meghalaya



☎ Telephone No. : 0364 2570276 (O) Fax: 0364 2570213/Email: iaasbarapani@yahoo.in

			<p>with polythene sheets on the sheds.</p> <ul style="list-style-type: none"> • Provide vitamin B complex @ 7ml/litre in drinking water daily in broiler for healthy growth. • Litter should be changed periodically and provide clean drinking water and change the water every day. • Diseased and dead birds should be immediately removed. • Regularly inspect the droppings of the poultry birds for any diseases symptom.
		Coccidiosis	<ul style="list-style-type: none"> • Provide plenty of fresh and clean drinking water. • Provide coccidiostatic like Amprolium @ 25-65 mg/kg feed once a day as a preventive measure against coccidiosis.
		Ranikhet disease	<ul style="list-style-type: none"> • Vaccinate the poultry birds with F1/ Lasota vaccine (1 drop) at the age of 4-7 days old and 35 days old through eye and nostril.
Piggery	All stages		<ul style="list-style-type: none"> • Vaccinate all newly born piglets against swine fever at the age of 3 months followed by annual booster dose. • In epidemic areas, vaccinate 6 months old pigs with FMD vaccine once in a year. • Iron supplementation in piglet to prevent from piglet anaemia during 1st week of age.
	ASSAM	Skin infection	<ul style="list-style-type: none"> • Provide Ivermectin (Injection) @ 10mg/33kg body wt.
Cattle & Buffaloes	6-9 months calves	Brucellosis	<ul style="list-style-type: none"> • Vaccinate 6-9 months old calves with <i>Brucella abortus</i> cotton strain-19 @ 5ml subcutaneous on the neck
		Foot & Mouth Disease, Haemorrhagic Septicaemia, Black Quarter	<ul style="list-style-type: none"> • Undertake regular immunization of cattle & buffaloes against Foot & Mouth disease, Haemorrhagic septicaemia & Black Quarter.
Fishery			
Common carp	Fry stage/Advance fry		<p style="text-align: center;">Fry stocking</p> <ul style="list-style-type: none"> • Once Common carp fry attained (5-6cm) it can be harvest and transferred to rearing ponds.
Major Carp/Minor Carp	Brooders		<p style="text-align: center;">Brood stock maintenance</p> <ul style="list-style-type: none"> • Provide sufficient feed to the brooder for proper egg development (Rice bran, mustard oil cake, fish meal, minerals & vitamins). • Regular monitoring of PH and dissolved oxygen.

Suggestion: Contact nearby State Agril. Staff or KVK staff for necessary help and suggestion.





Agro Advisory Bulletin – Ri-Bhoi
(Period 6th – 10th May, 2017)

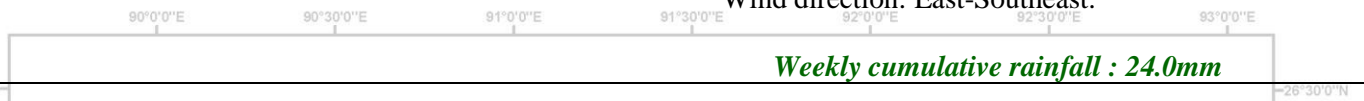
Weather summary of the past four days

Weather forecast valid up to 10th May, 2017

Sky was mainly cloudy with 2.1mm of rainfall. Maximum temperatures ranged between 27.1-30.0°C and minimum ranged between 13.5-16.2°C. Mean relative humidity was 85-96% in morning and 39-53% in evening. Wind speed ranged between 2-3 kmph.

The possibility of Rainfall is 24.0mm for the next five days. Maximum Temp: 28.0-30.0°C, Minimum Temp: 15.0-19.0°C, Cloud cover: sky will be partly cloudy i.e. 3-5 Okta, Maximum RH: 88-96%, Minimum RH: 44-54%, Wind speed: 3-4 Kmph, Wind direction: East-Southeast.

C & RD BLOCK MAP OF MEGHALAYA



Agro meteorological Advisories for coming 5 days

- **Make proper drainage in the crop fields**

Main Crop/ Animal /Fisheries	Stage	Pest/Diseases	Agricultural Advisories
Maize High & Mid altitude Region	Sowing to Emergence		<ul style="list-style-type: none"> • Undertake seed treatment with Carbendazim 50% WP @ 2g/ kg or Captan 50% WP @ 2.5g/Kg of seed before sowing to protect from diseases. • Sow 2 seeds per hill at a spacing of 60×30 cm followed by thinning at 10 days after germination & retaining one seedling per hill. • Do earthing up. • Mulching with materials like paddy, straw, grasses, dry tree leaves, etc. can be done in order to conserve moisture, suppress weed growth, reduce soil loss etc.
Bottle Gourd	Sowing to emergence		<ul style="list-style-type: none"> • Prepare pits of size 60cm x 60cm x 60cm for sowing of bottle gourd & apply 15-20kgs well rotten FYM in each pit. • Sow 2-3 seeds of bottle gourd varieties like Pusa Summer, Prolific Long, Prolific Round, Pusa Meghdoot, Pusa Hybrid 2, etc to be planted in each pit. • Mulching with locally available materials like straw, grasses may be done to reduce evaporation losses.
Ash Gourd & Pumpkin	Sowing to emergence		<ul style="list-style-type: none"> • Ash gourd & Pumpkin to be planted at plant to plant 3m and row to row 1.5m spacing. Apply 15-20kgs FYM/pit of size 60cm x 60cm. Sowing of 2-3 seed in each pit.
Brinjal/Chilli	Nursery preparation to transplanting		<p>Nursery bed preparation</p> <ul style="list-style-type: none"> • Prepare raised bed & apply FYM @ 4 kg/m². Make rows of 10 cm distance along the width of the bed with the help of bamboo stick. Sow the seeds at 1-2 cm deep in the line & covered with sieved FYM, sand and soil mixture. Covered the bed with dry grass/paddy straw or polythene for 3-



GRAMIN KRISHI MAUSAM SEWA

ICAR Research Complex for NEH Region

Umroi Road, Umiam – 793 103 Meghalaya



☎: Telephone No. : 0364 2570276 (O) Fax: 0364 2570213/Email: iaasbarapani@yahoo.in

			<p>5 days to induce early germination of seeds. Irrigate the bed every day. Removed the mulch material as soon as sprouts occurs. Seedlings of 30-35 days old can be transplanted in the main filed.</p> <ul style="list-style-type: none"> • Recommended varieties: Chilli – Pusa jwala & Local Brinjal – Arka Nidhi, Singh Nath, Bhola Nath & local • Recommended seed rate Brinjal : 500 g / ha Chilli : 500-1000 g / ha • Seed treatment Treat the seeds with Trichoderma viride @ 4 g / kg or Pseudomonas fluorescens @ 10 g / kg of seed or Azospirillum @ 40 g / 400 g of seeds using rice gruel as adhesive. • Start transplanting of brinjal seedlings. Prepare ridges and furrows at a spacing of 60 cm. Apply 25t/ha FYM during main field preparation. • Transplant 30-35 days old seedlings at 60 cm apart on the ridges maintaining a spacing of 60 x 60 cm (Varieties) & 90 x 60 cm Hybrids. Apply neem cake at the pit of transplanting.
<p>Ginger/Turmeric</p>	<p>Seed bed preparation/Sowing</p>		<ul style="list-style-type: none"> • Select sandy loam type of soil for cultivation. Farmers are advised to make raised bed of size 1m width, 15cm height and of convenient length and channels for draining excess rain water. • After field preparation HYV's of ginger/turmeric like Turmeric: Lakadong, RCT-, Megha Turmeric-1; Ginger: Nadia, Poona, Riodegenerio, etc. should be planted. • Seed rate- Turmeric: 2000-2500kg/ha. Ginger: 1400-1600 Kg/ha • Before sowing treat the seed rhizomes with Indofil M -45 or Captaf @ 0.3% & plant at a spacing of 25cm x 25-30cm and turmeric at 40-45cm X 25cm. • Complete sowing before 20th April. • Mulch the sown bed of ginger for soil and water conservation, and also to reduce weed growth. Mulching materials like green leaves, dry grass, paddy straw etc. may be used.
<p>Tomato</p>	<p>Transplanting to early vegetative growth</p>		<ul style="list-style-type: none"> • Transplant of seedlings of age 25-30 days old in beds at a spacing of 75x 45cm in the evening & irrigate immediately. • Apply 86 kg/ha urea (1/3 N), 375kg SSP & 83kg MOP as basal dose either just before transplanting or 5-10 days after transplanting. Apply the remaining 2/3 N (86 kg/ha urea) at 20 and 45 DAT. • Gap filling has to be done at 7th day after transplanting



GRAMIN KRISHI MAUSAM SEWA

ICAR Research Complex for NEH Region

Umroi Road, Umiam – 793 103 Meghalaya



☎: Telephone No. : 0364 2570276 (O) Fax: 0364 2570213/Email: iaasbarapani@yahoo.in

Spring Potato	Early vegetative stage		<ul style="list-style-type: none"> Earthing up is to be done at 25 days after planting (stolon formation stage). Depending upon the soil moisture status and availability of irrigation facility, farmers are advised to follow the irrigation schedule as follow: 1st irrigation: 25-30 DAS; 2nd irrigation: 60 DAS; 3rd irrigation: 80 DAS
Khasi Mandarin		Powdery Mildew	<ul style="list-style-type: none"> Application of Bordeaux mixture on tree trunk must be completed before the rain occurring. Control of leaf miner by spraying Ekalux (1.5m/l) on new flush. Spray Sulfex E 2.5 g/litre of water during flush. <p>Nutrient application:</p> <ul style="list-style-type: none"> Apply 30kg FYM/Tree 650 g Urea: 1220 g SSP: 450 g MOP/tree.
Animal Sciences			
Poultry	All stages		<ul style="list-style-type: none"> Protect poultry houses from extreme wind by covering with polythene sheets on the sheds. Provide vitamin B complex @ 7ml/litre in drinking water daily in broiler for healthy growth. Litter should be change periodically and provide clean drinking water and changed the water every day. Diseased and dead birds should be immediately removed. Regularly inspect the droppings of the poultry birds for any diseases symptom.
Piggery	All stages		<ul style="list-style-type: none"> Vaccinate all newly born piglets against swine fever at the age of 3 months followed by annual booster dose. In epidemic areas, vaccinate 6 months old pigs with FMD vaccine once in a year. Iron supplementation in piglet to prevent from piglet anaemia during 1st week of age.
Cattle & Buffaloes	6-9 months calves	Brucellosis	<ul style="list-style-type: none"> Vaccinate 6-9 months old calves with <i>Brucella abortus</i> cotton strain-19 @ 5ml subcutaneous on the neck
		Foot & Mouth Disease, Haemorrhagic Septicaemia, Black	<ul style="list-style-type: none"> Undertake regular immunization of cattle & buffaloes against Foot & Mouth disease, Haemorrhagic septicaemia & Black Quarter.



GRAMIN KRISHI MAUSAM SEWA

ICAR Research Complex for NEH Region

Umroi Road, Umiam – 793 103 Meghalaya

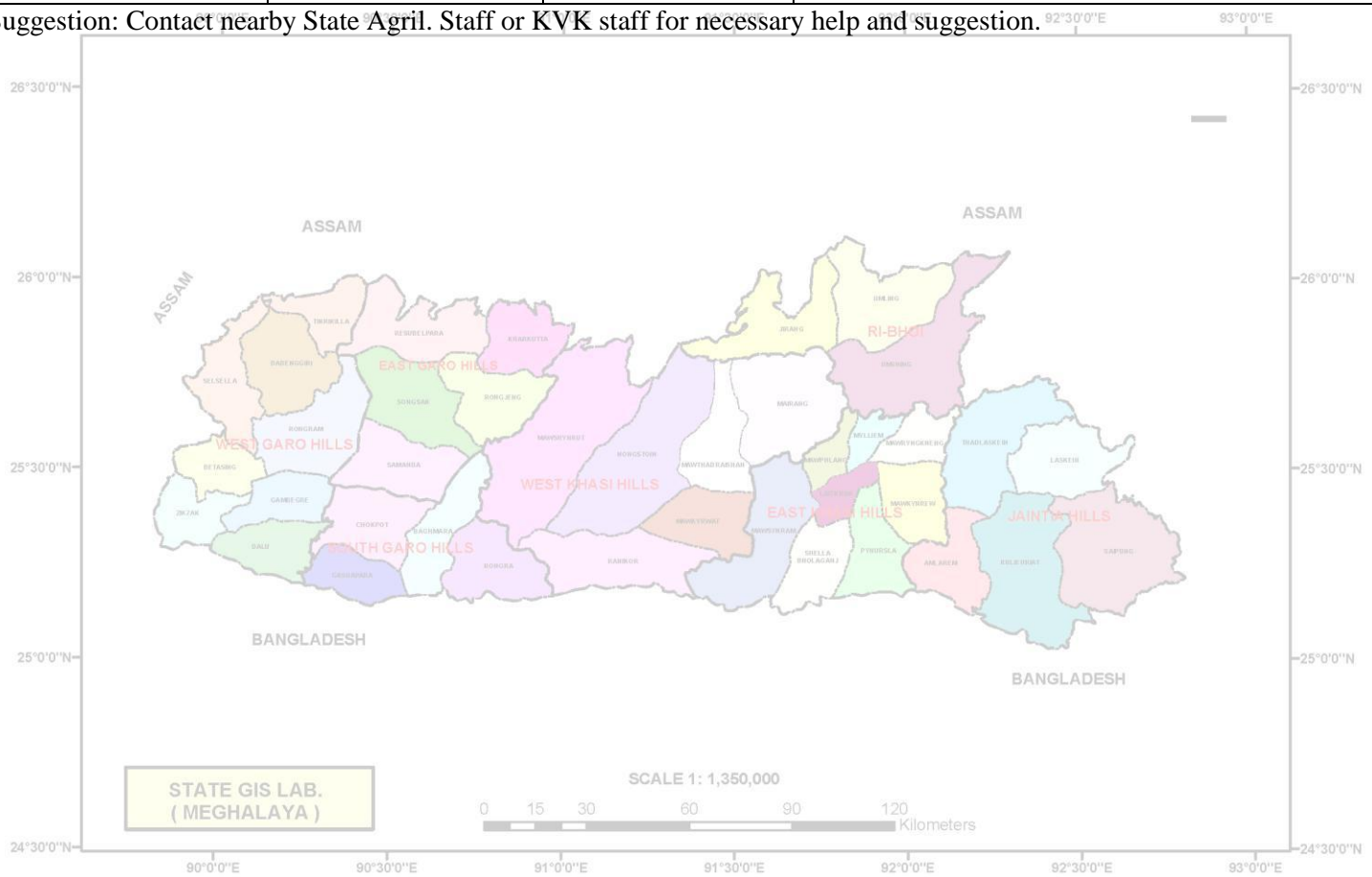


☎ Telephone No. : 0364 2570276 (O) Fax: 0364 2570213/Email: iaasbarapani@yahoo.in

		Quarter	
Fishery			
Common carp	Fry stage/Advance fry		<p>Fry stocking</p> <ul style="list-style-type: none"> Once Common carp fry attained (5-6cm) it can be harvest and transferred to rearing ponds.
Major Carp/Minor Carp	Brooders		<p>Brood stock maintenance</p> <ul style="list-style-type: none"> Provide sufficient feed to the brooder for proper egg development (Rice bran, mustard oil cake, fish meal, minerals & vitamins). Regular monitoring of PH and dissolved oxygen.

C & RD BLOCK MAP OF MEGHALAYA

Suggestion: Contact nearby State Agril. Staff or KVK staff for necessary help and suggestion.





Agro Advisory Bulletin – SOUTH GARO HILLS
(Period 6th – 10th May, 2017)

Weather forecast valid up to 10th May, 2017

The possibility of Rainfall is 25.0mm for the next five days. Maximum Temp: 29-32°C, Minimum Temp: 19-20°C, Cloud cover: sky will be mainly cloudy i.e. 5-6 Okta, Maximum RH: 89-96%, Minimum RH: 55-71%, Wind speed: 7-9 Kmph, Wind direction: Eastern.

Weekly cumulative rainfall : 25.0mm

C & RD BLOCK MAP OF MEGHALAYA

90°0'0"E 90°30'0"E 91°0'0"E 91°30'0"E 92°0'0"E 92°30'0"E 93°0'0"E

Agro meteorological Advisories for coming 5 days

- **Make proper drainage in the crop fields**

Main Crop/ Animal /Fisheries	ASS Stage	Pest/Diseases	Agricultural Advisories
Maize High & Mid altitude Region	Sowing to Emergence		<ul style="list-style-type: none"> • Undertake seed treatment with Carbendazim 50% WP @ 2g/ kg or Captan 50% WP @ 2.5g/Kg of seed before sowing to protect from diseases. • Sow 2 seeds per hill at a spacing of 60×30 cm followed by thinning at 10 days after germination & retaining one seedling per hill. • Do earthing up. • Mulching with materials like paddy, straw, grasses, dry tree leaves, etc. can be done in order to conserve moisture, suppress weed growth, reduce soil loss etc.
Bottle Gourd	Sowing to emergence		<ul style="list-style-type: none"> • Prepare pits of size 60cm x 60cm x 60cm for sowing of bottle gourd & apply 15-20kgs well rotten FYM in each pit. • Sow 2-3 seeds of bottle gourd varieties like Pusa Summer, Prolific Long, Prolific Round, Pusa Meghdoot, Pusa Hybrid 2, etc to be planted in each pit. • Mulching with locally available materials like straw, grasses may be done to reduce evaporation losses.
Ash Gourd & Pumpkin	Sowing to emergence		<ul style="list-style-type: none"> • Ash gourd & Pumpkin to be planted at plant to plant 3m and row to row 1.5m spacing. Apply 15-20kgs FYM/pit of size 60cm x 60cm. Sowing of 2-3 seed in each pit.
Brinjal/Chilli	Nursery preparation to transplanting		<p>Nursery bed preparation</p> <ul style="list-style-type: none"> • Prepare raised bed & apply FYM @ 4 kg/m². Make rows of 10 cm distance along the width of the bed with the help of bamboo stick. Sow the seeds at 1-2 cm deep in the line & covered with sieved FYM, sand and soil mixture. Covered the bed with dry grass/paddy straw or polythene for 3-5 days to induce early germination of seeds. Irrigate the bed every day. Removed the mulch material as soon as sprouts occurs. Seedlings of 30-35 days old can be transplanted in the main filed. • Recommended varieties: Chilli – Pusa jwala & Local



GRAMIN KRISHI MAUSAM SEWA

ICAR Research Complex for NEH Region

Umroi Road, Umiam – 793 103 Meghalaya



☎ Telephone No. : 0364 2570276 (O) Fax: 0364 2570213/Email: iaasbarapani@yahoo.in

			<p>Brinjal – Arka Nidhi, Singh Nath, Bhola Nath & local</p> <ul style="list-style-type: none"> • Recommended seed rate Brinjal : 500 g / ha Chilli : 500-1000 g / ha • Seed treatment Treat the seeds with Trichoderma viride @ 4 g / kg or Pseudomonas fluorescens @ 10 g / kg of seed or Azospirillum @ 40 g / 400 g of seeds using rice gruel as adhesive. • Start transplanting of brinjal seedlings. Prepare ridges and furrows at a spacing of 60 cm. Apply 25t/ha FYM during main field preparation. • Transplant 30-35 days old seedlings at 60 cm apart on the ridges maintaining a spacing of 60 x 60 cm (Varieties) & 90 x 60 cm Hybrids. Apply neem cake at the pit of transplanting.
Ginger/Turmeric	Seed bed preparation/Sowing		<ul style="list-style-type: none"> • Select sandy loam type of soil for cultivation. Farmers are advised to make raised bed of size 1m width, 15cm height and of convenient length and channels for draining excess rain water. • After field preparation HYV's of ginger/turmeric like Turmeric: Lakadong, RCT-, Megha Turmeric-1; Ginger: Nadia, Poona, Riodegenerio, etc. should be planted. • Seed rate- Turmeric: 2000-2500kg/ha. Ginger: 1400-1600 Kg/ha • Before sowing treat the seed rhizomes with Indofil M - 45 or Captaf @ 0.3% & plant at a spacing of 25cm x 25-30cm and turmeric at 40-45cm X 25cm. • Complete sowing before 20th April. • Mulch the sown bed of ginger for soil and water conservation, and also to reduce weed growth. Mulching materials like green leaves, dry grass, paddy straw etc. may be used.
Tomato	Transplanting to early vegetative growth		<ul style="list-style-type: none"> • Transplant of seedlings of age 25-30 days old in beds at a spacing of 75x 45cm in the evening & irrigate immediately. • Apply 86 kg/ha urea (1/3 N), 375kg SSP & 83kg MOP as basal dose either just before transplanting or 5-10 days after transplanting. Apply the remaining 2/3 N (86 kg/ha urea) at 20 and 45 DAT. • Gap filling has to be done at 7th day after transplanting
Khasi Mandarin		Powdery Mildew	<ul style="list-style-type: none"> • Application of Bordeaux mixture on tree trunk must be completed before the rain occurring. • Control of leaf miner by spraying Ekalux (1.5m/l) on new flush. • Spray Sulfex E 2.5 g/litre of water during flush. <p>Nutrient application:</p> <ul style="list-style-type: none"> • Apply 30kg FYM/Tree • 650 g Urea: 1220 g SSP: 450 g MOP/tree.
Animal Sciences			
Poultry	All stages		<ul style="list-style-type: none"> • Protect poultry houses from extreme wind by covering with polythene sheets on the sheds.



GRAMIN KRISHI MAUSAM SEWA

ICAR Research Complex for NEH Region

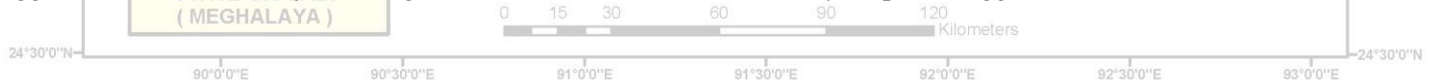
Umroi Road, Umiam – 793 103 Meghalaya



☎ Telephone No. : 0364 2570276 (O) Fax: 0364 2570213/Email: iaasbarapani@yahoo.in

			<ul style="list-style-type: none"> • Provide vitamin B complex @ 7ml/litre in drinking water daily in broiler for healthy growth. • Litter should be changed periodically and provide clean drinking water and change the water every day. • Diseased and dead birds should be immediately removed. • Regularly inspect the droppings of the poultry birds for any diseases symptom.
		Coccidiosis	<ul style="list-style-type: none"> • Provide plenty of fresh and clean drinking water. • Provide coccidiostatic like Amprolium @ 25-65 mg/kg feed once a day as a preventive measure against coccidiosis.
		Ranikhet disease	<ul style="list-style-type: none"> • Vaccinate the poultry birds with F1/ Lasota vaccine (1 drop) at the age of 4-7 days old and 35 days old through eye and nostril.
Piggery	All stages		<ul style="list-style-type: none"> • Vaccinate all newly born piglets against swine fever at the age of 3 months followed by annual booster dose. • In epidemic areas, vaccinate 6 months old pigs with FMD vaccine once in a year. • Iron supplementation in piglet to prevent from piglet anaemia during 1st week of age.
Cattle & Buffaloes	6-9 months calves	Skin infection	<ul style="list-style-type: none"> • Provide Ivermectin (Injection) @ 10mg/33kg body wt.
		Brucellosis	<ul style="list-style-type: none"> • Vaccinate 6-9 months old calves with <i>Brucella abortus</i> cotton strain-19 @ 5ml subcutaneous on the neck
		Foot & Mouth Disease, Haemorrhagic Septicaemia, Black Quarter	<ul style="list-style-type: none"> • Undertake regular immunization of cattle & buffaloes against Foot & Mouth disease, Haemorrhagic septicaemia & Black Quarter.
Fishery			
Common carp	Fry stage/Advance fry		<p style="text-align: center;">Fry stocking</p> <ul style="list-style-type: none"> • Once Common carp fry attained (5-6cm) it can be harvest and transferred to rearing ponds.
Major Carp/Minor Carp	Brooders		<p style="text-align: center;">Brood stock maintenance</p> <ul style="list-style-type: none"> • Provide sufficient feed to the brooder for proper egg development (Rice bran, mustard oil cake, fish meal, minerals & vitamins). • Regular monitoring of PH and dissolved oxygen.

Suggestion: Contact nearby State Agril. Staff or KVK staff for necessary help and suggestion.





Agro Advisory Bulletin – SOUTH WEST GARO HILLS **(Period 6th – 10th May, 2017)**

Weather forecast valid up to 10th May, 2017

The possibility of Rainfall is 19.0mm for the next five days. Maximum Temp: 30-33°C, Minimum Temp: 20-21°C, Cloud cover: sky will be mainly cloudy i.e. 5-6 Okta, Maximum RH: 89-91%, Minimum RH: 52-64%, Wind speed: 4-8 Kmph, Wind direction: Northeast-East.

Weekly cumulative rainfall : 19.0mm

C & RD BLOCK MAP OF MEGHALAYA

90°0'0"E 90°30'0"E 91°0'0"E 91°30'0"E 92°0'0"E 92°30'0"E 93°0'0"E

Agro meteorological Advisories for coming 5 days

- Make proper drainage in the crop fields

Main Crop/ Animal /Fisheries	ASS Stage	Pest/Diseases	Agricultural Advisories
Maize High & Mid altitude Region	Sowing to Emergence		<ul style="list-style-type: none"> • Undertake seed treatment with Carbendazim 50% WP @ 2g/ kg or Captan 50% WP @ 2.5g/Kg of seed before sowing to protect from diseases. • Sow 2 seeds per hill at a spacing of 60×30 cm followed by thinning at 10 days after germination & retaining one seedling per hill. • Do earthing up. • Mulching with materials like paddy, straw, grasses, dry tree leaves, etc. can be done in order to conserve moisture, suppress weed growth, reduce soil loss etc.
Bottle Gourd	Sowing to emergence		<ul style="list-style-type: none"> • Prepare pits of size 60cm x 60cm x 60cm for sowing of bottle gourd & apply 15-20kgs well rotten FYM in each pit. • Sow 2-3 seeds of bottle gourd varieties like Pusa Summer, Prolific Long, Prolific Round, Pusa Meghdoot, Pusa Hybrid 2, etc to be planted in each pit. • Mulching with locally available materials like straw, grasses may be done to reduce evaporation losses.
Ash Gourd & Pumpkin	Sowing to emergence		<ul style="list-style-type: none"> • Ash gourd & Pumpkin to be planted at plant to plant 3m and row to row 1.5m spacing. Apply 15-20kgs FYM/pit of size 60cm x 60cm. Sowing of 2-3 seed in each pit.
Brinjal/Chilli	Nursery preparation to transplanting		<p>Nursery bed preparation</p> <ul style="list-style-type: none"> • Prepare raised bed & apply FYM @ 4 kg/m². Make rows of 10 cm distance along the width of the bed with the help of bamboo stick. Sow the seeds at 1-2 cm deep in the line & covered with sieved FYM, sand and soil mixture. Covered the bed with dry grass/paddy straw or polythene for 3-5 days to induce early germination of seeds. Irrigate the bed every day. Removed the mulch material as soon as sprouts occurs. Seedlings of 30-35 days old can be transplanted in the main filed. • Recommended varieties: Chilli – Pusa jwala & Local



GRAMIN KRISHI MAUSAM SEWA

ICAR Research Complex for NEH Region

Umroi Road, Umiam – 793 103 Meghalaya



☎ Telephone No. : 0364 2570276 (O) Fax: 0364 2570213/Email: iaasbarapani@yahoo.in

			<p>Brinjal – Arka Nidhi, Singh Nath, Bhola Nath & local</p> <ul style="list-style-type: none"> • Recommended seed rate Brinjal : 500 g / ha Chilli : 500-1000 g / ha • Seed treatment Treat the seeds with Trichoderma viride @ 4 g / kg or Pseudomonas fluorescens @ 10 g / kg of seed or Azospirillum @ 40 g / 400 g of seeds using rice gruel as adhesive. • Start transplanting of brinjal seedlings. Prepare ridges and furrows at a spacing of 60 cm. Apply 25t/ha FYM during main field preparation. • Transplant 30-35 days old seedlings at 60 cm apart on the ridges maintaining a spacing of 60 x 60 cm (Varieties) & 90 x 60 cm Hybrids. Apply neem cake at the pit of transplanting.
<p>Ginger/Turmeric</p>	<p>Seed bed preparation/Sowing</p>		<ul style="list-style-type: none"> • Select sandy loam type of soil for cultivation. Farmers are advised to make raised bed of size 1m width, 15cm height and of convenient length and channels for draining excess rain water. • After field preparation HYV's of ginger/turmeric like Turmeric: Lakadong, RCT-, Megha Turmeric-1; Ginger: Nadia, Poona, Riodegenerio, etc. should be planted. • Seed rate- Turmeric: 2000-2500kg/ha. Ginger: 1400-1600 Kg/ha • Before sowing treat the seed rhizomes with Indofil M - 45 or Captaf @ 0.3% & plant at a spacing of 25cm x 25-30cm and turmeric at 40-45cm X 25cm. • Complete sowing before 20th April. • Mulch the sown bed of ginger for soil and water conservation, and also to reduce weed growth. Mulching materials like green leaves, dry grass, paddy straw etc. may be used.
<p>Tomato</p>	<p>Transplanting to early vegetative growth</p>		<ul style="list-style-type: none"> • Transplant of seedlings of age 25-30 days old in beds at a spacing of 75x 45cm in the evening & irrigate immediately. • Apply 86 kg/ha urea (1/3 N), 375kg SSP & 83kg MOP as basal dose either just before transplanting or 5-10 days after transplanting. Apply the remaining 2/3 N (86 kg/ha urea) at 20 and 45 DAT. • Gap filling has to be done at 7th day after transplanting
<p>Khasi Mandarin</p>	<p></p>	<p>Powdery Mildew</p>	<ul style="list-style-type: none"> • Application of Bordeaux mixture on tree trunk must be completed before the rain occurring. • Control of leaf miner by spraying Ekalux (1.5m/l) on new flush. • Spray Sulfex E 2.5 g/litre of water during flush. <p>Nutrient application:</p> <ul style="list-style-type: none"> • Apply 30kg FYM/Tree • 650 g Urea: 1220 g SSP: 450 g MOP/tree.
<p>Animal Sciences</p>			
<p>Poultry</p>	<p>All stages</p>	<p></p>	<ul style="list-style-type: none"> • Protect poultry houses from extreme wind by covering with polythene sheets on the sheds.



GRAMIN KRISHI MAUSAM SEWA

ICAR Research Complex for NEH Region

Umroi Road, Umiam – 793 103 Meghalaya



☎ Telephone No. : 0364 2570276 (O) Fax: 0364 2570213/Email: iaasbarapani@yahoo.in

			<ul style="list-style-type: none"> • Provide vitamin B complex @ 7ml/litre in drinking water daily in broiler for healthy growth. • Litter should be changed periodically and provide clean drinking water and change the water every day. • Diseased and dead birds should be immediately removed. • Regularly inspect the droppings of the poultry birds for any diseases symptom.
		Coccidiosis	<ul style="list-style-type: none"> • Provide plenty of fresh and clean drinking water. • Provide coccidiostatic like Amprolium @ 25-65 mg/kg feed once a day as a preventive measure against coccidiosis.
		Ranikhet disease	<ul style="list-style-type: none"> • Vaccinate the poultry birds with F1/ Lasota vaccine (1 drop) at the age of 4-7 days old and 35 days old through eye and nostril.
Piggery	All stages		<ul style="list-style-type: none"> • Vaccinate all newly born piglets against swine fever at the age of 3 months followed by annual booster dose. • In epidemic areas, vaccinate 6 months old pigs with FMD vaccine once in a year. • Iron supplementation in piglet to prevent from piglet anaemia during 1st week of age.
Cattle & Buffaloes	6-9 months calves	Skin infection	<ul style="list-style-type: none"> • Provide Ivermectin (Injection) @ 10mg/33kg body wt.
		Brucellosis	<ul style="list-style-type: none"> • Vaccinate 6-9 months old calves with <i>Brucella abortus</i> cotton strain-19 @ 5ml subcutaneous on the neck
		Foot & Mouth Disease, Haemorrhagic Septicaemia, Black Quarter	<ul style="list-style-type: none"> • Undertake regular immunization of cattle & buffaloes against Foot & Mouth disease, Haemorrhagic septicaemia & Black Quarter.
Fishery			
Common carp	Fry stage/Advance fry		<p style="text-align: center;">Fry stocking</p> <ul style="list-style-type: none"> • Once Common carp fry attained (5-6cm) it can be harvest and transferred to rearing ponds.
Major Carp/Minor Carp	Brooders		<p style="text-align: center;">Brood stock maintenance</p> <ul style="list-style-type: none"> • Provide sufficient feed to the brooder for proper egg development (Rice bran, mustard oil cake, fish meal, minerals & vitamins). • Regular monitoring of PH and dissolved oxygen.

Suggestion: Contact nearby State Agril. Staff or KVK staff for necessary help and suggestion.

