



Agro Advisory Bulletin – East Garo Hills (Period 20th – 24th May, 2017)

Weather summary of the past five days

Weather forecast valid up to 24th May, 2017

Sky was partly cloudy with 30.0mm rainfall. Maximum temperatures ranged between 27-31°C and minimum ranged between 18-20°C. Relative humidity was 92-95% in morning and 50-57% in evening. Wind speed ranged between: 4-5kmph.

The possibility of Rainfall is 32.0mm for the next five days. Maximum Temp: 28-31°C, Minimum Temp: 19-21°C, Cloud cover: sky will be mainly cloudy i.e. 3-4 Okta, Maximum RH: 92-94%, Minimum RH: 50-56%, Wind speed: 4-5 Kmph, Wind direction: Eastern.

C & RD BLOCK MAP OF MEGHALAYA

Weekly cumulative rainfall : 32.0mm

Agro meteorological Advisories for coming 5 days

- Make proper drainage in the crop fields

Main Crop/ Animal /Fisheries	Stage	Pest/Diseases	Agricultural Advisories
Sali/Kharif Rice	Nursery/Main field preparation		<p>Nursery preparation</p> <ul style="list-style-type: none"> • Start preparing raised nursery bed of size 10m (length) × 1.25m (width) × 10cm (height) with 30cm wide channel between the two seed beds. Apply cow dung or compost @ 10-15kg/seed bed plus a starter dose of urea 80g, SSP 225g, MOP 40g per seed bed. Sow HYV's like Shagsarang -1, Lampnah, IR 64, Ranjit, RCPL 1-412, RCPL 1-410, RCPL 1-411 & local varieties like Mendri, Manipuri, etc maintaining a seed rate of 650-1000g/ bed (Nursery area of 500-600 sqm. is sufficient for transplanting of 1ha). • Before sowing seeds should be treated with Mancozeb @ 2.5g/litre or Bavistin 50WP @ 2g/l with water for 24hr to protect the crop from blast, Sheath blight, brown spot, sheath rot, etc. <p>Main field preparation</p> <ul style="list-style-type: none"> • Repair old bunds by maintaining 20-30 cm height in lowland and 15-20 cm in upland. As sufficient moisture is available due to heavy rain in the previous days, farmers should start ploughing of their main field.
Maize High & Mid altitude Region	Emergence/ Knee high stage		<ul style="list-style-type: none"> • Weeding, top dressing of urea @ 44kg/ha for HYV and 33Kg for local varieties followed by earthing up should be done at 30-40 DAG. Mulches like straw, grasses can be provided in between the rows to reduce evaporation loses of moisture.
Bottle Gourd	Emergence/ Plant establishment stage		<ul style="list-style-type: none"> • Mulching with locally available materials like straw, grasses may be done to reduce



GRAMIN KRISHI MAUSAM SEWA
ICAR Research Complex for NEH Region
Umroi Road, Umiam – 793 103 Meghalaya



☎: Telephone No. : 0364 2570276 (O) Fax: 0364 2570213/Email: iaasbarapani@yahoo.in

			<p>evaporation loses.</p> <ul style="list-style-type: none"> Support of bamboo structure for climbing upward may be raised for proper growth.
Ash Gourd & Pumpkin	Emergence/ Plant establishment stage		<ul style="list-style-type: none"> Mulching with locally available materials like straw, grasses may be done to reduce evaporation loses. Support of bamboo structure for climbing upward may be raised for proper growth.
Brinjal/Chilli	Plant establishment to vegetative stage		<ul style="list-style-type: none"> Apply urea @108 kg/ha after hand weeding at 30DAT. Provide mulching materials like straw, grasses, etc to reduce evaporation loses.
Ginger/Turmeric	Seed bed preparation/Sowing		<ul style="list-style-type: none"> Select sandy loam type of soil for cultivation. Farmers are advised to make raised bed of size 1m width, 15cm height and of convenient length and channels for draining excess rain water. After field preparation HYV's of ginger/turmeric like Turmeric: Lakadong, RCT-, Megha Turmeric-1; Ginger: Nadia, Poona, Riodegenerio, etc. should be planted. Seed rate- Turmeric: 2000-2500kg/ha. Ginger: 1400-1600 Kg/ha Before sowing treat the seed rhizomes with Indofil M -45 or Captaf @ 0.3% & plant at a spacing of 25cm x 25-30cm and turmeric at 40-45cm X 25cm. Complete sowing before 20th April. Mulch the sown bed of ginger for soil and water conservation, and also to reduce weed growth. Mulching materials like green leaves, dry grass, paddy straw etc. may be used.
Tomato	Transplanting to early vegetative growth		<ul style="list-style-type: none"> Transplant of seedlings of age 25-30 days old in beds at a spacing of 75× 45cm in the evening & irrigate immediately. Apply 86 kg/ha urea (1/3 N), 375kg SSP & 83kg MOP as basal dose either just before transplanting or 5-10 days after transplanting. Apply the remaining 2/3 N (86 kg/ha urea) at 20 and 45 DAT. Gap filling has to be done at 7th day after transplanting
Khasi Mandarin		Powdery Mildew	<ul style="list-style-type: none"> Application of Bordeaux mixture on tree trunk must be completed before the rain occurring. Control of leaf miner by spraying Ekalux (1.5m/l) on new flush. Spray Sulfex E 2.5 g/litre of water during flush. <p>Nutrient application:</p> <ul style="list-style-type: none"> Apply 30kg FYM/Tree 650 g Urea: 1220 g SSP: 450 g MOP/tree.



GRAMIN KRISHI MAUSAM SEWA

ICAR Research Complex for NEH Region

Umroi Road, Umiam – 793 103 Meghalaya



☎: Telephone No. : 0364 2570276 (O) Fax: 0364 2570213/Email: iaasbarapani@yahoo.in

Animal Sciences			
Poultry	All stages		<ul style="list-style-type: none"> Protect poultry houses from extreme wind by covering with polythene sheets on the sheds. Provide vitamin B complex @ 7ml/litre in drinking water daily in broiler for healthy growth. Litter should be change periodically and provide clean drinking water and changed the water every day. Diseased and dead birds should be immediately removed. Regularly inspect the droppings of the poultry birds for any diseases symptom.
		Coccidiosis	<ul style="list-style-type: none"> Provide plenty of fresh and clean drinking water. Provide coccidiostatic like Amprolium @ 25-65 mg/kg feed once a day as a preventive measure against coccidiosis.
		Ranikhet disease	<ul style="list-style-type: none"> Vaccinate the poultry birds with F1/ Lasota vaccine (1 drop) at the age of 4-7 days old and 35 days old through eye and nostril.
Piggery	All stages		<ul style="list-style-type: none"> Vaccinate all newly born piglets against swine fever at the age of 3 months followed by annual booster dose. In epidemic areas, vaccinate 6 months old pigs with FMD vaccine once in a year. Iron supplementation in piglet to prevent from piglet anaemia during 1st week of age.
		Skin infection	<ul style="list-style-type: none"> Provide Ivermectin (Injection) @ 10mg/33kg body wt.
Cattle & Buffaloes	6-9 months calves	Brucellosis	<ul style="list-style-type: none"> Vaccinate 6-9 months old calves with <i>Brucella abortus</i> cotton strain-19 @ 5ml subcutaneous on the neck
		Foot & Mouth Disease, Haemorrhagic Septicaemia, Black Quarter	<ul style="list-style-type: none"> Undertake regular immunization of cattle & buffaloes against Foot & Mouth disease, Haemorrhagic septicaemia & Black Quarter.
Fishery			
Common carp	Fry stage/Advance fry		<p style="text-align: center;">Fry stocking</p> <ul style="list-style-type: none"> Once Common carp fry attained (5-6cm) it can be harvest and transferred to rearing ponds.
Major Carp/Minor Carp	Brooders		<p style="text-align: center;">Brood stock maintenance</p> <ul style="list-style-type: none"> Provide sufficient feed to the brooder for proper egg development (Rice bran, mustard oil cake, fish meal, minerals & vitamins). Regular monitoring of PH and dissolved oxygen.

Suggestion: Contact nearby State Agril. Staff or KVK staff for necessary help and suggestion.



Agro Advisory Bulletin – EAST JAINTIA HILLS
(Period 20th – 24th May, 2017)

Weather forecast valid up to 24th May, 2017

The possibility of Rainfall is 19.0mm for the next five days. Maximum Temp: 28-30°C, Minimum Temp: 18-20°C, Cloud cover: sky will be mainly cloudy i.e. 2-5 Okta, Maximum RH: 92-93%, Minimum RH: 43-52%, Wind speed: 2 Kmph, Wind direction: Eastern.

Weekly cumulative rainfall : 19.0mm

C & RD BLOCK MAP OF MEGHALAYA

Agro meteorological Advisories for coming 5 days

- **Make proper drainage in the crop fields**

Main Crop/ Animal /Fisheries	Stage	Pest/Diseases	Agricultural Advisories
Sali/Kharif Rice	Nursery/Main field preparation		<p><u>Nursery preparation</u></p> <ul style="list-style-type: none"> • Start preparing raised nursery bed of size 10m (length) × 1.25m (width) × 10cm (height) with 30cm wide channel between the two seed beds. Apply cow dung or compost @ 10-15kg/seed bed plus a starter dose of urea 80g, SSP 225g, MOP 40g per seed bed. Sow HYV's like Shahsarang -1, Lampnah, IR 64, Ranjit, RCPL 1-412, RCPL 1-410, RCPL 1-411 & local varieties like Mendri, Manipuri, etc maintaining a seed rate of 650-1000g/ bed (Nursery area of 500-600 sqm. is sufficient for transplanting of 1ha). • Before sowing seeds should be treated with Mancozeb @ 2.5g/litre or Bavistin 50WP @ 2g/l with water for 24hr to protect the crop from blast, Sheath blight, brown spot, sheath rot, etc. <p><u>Main field preparation</u></p> <ul style="list-style-type: none"> • Repair old bunds by maintaining 20-30 cm height in lowland and 15-20 cm in upland. As sufficient moisture is available due to heavy rain in the previous days, farmers should start ploughing of their main field.
Maize High & Mid altitude Region	Emergence/ Knee high stage		<ul style="list-style-type: none"> • Weeding, top dressing of urea @ 44kg/ha for HYV and 33Kg for local varieties followed by earthing up should be done at 30-40 DAG. Mulches like straw, grasses can be provided in between the rows to reduce evaporation loses of moisture.
Bottle Gourd	Emergence/ Plant establishment stage		<ul style="list-style-type: none"> • Mulching with locally available materials like straw, grasses may be done to reduce evaporation loses. • Support of bamboo structure for climbing upward may be raised for proper growth.
Ash Gourd & Pumpkin	Emergence/ Plant establishment stage		<ul style="list-style-type: none"> • Mulching with locally available materials like straw, grasses may be done to reduce evaporation loses. • Support of bamboo structure for climbing upward may be raised for proper growth.



GRAMIN KRISHI MAUSAM SEWA

ICAR Research Complex for NEH Region

Umroi Road, Umiam – 793 103 Meghalaya



☎ Telephone No. : 0364 2570276 (O) Fax: 0364 2570213/Email: iaasbarapani@yahoo.in

Brinjal/Chilli	Plant establishment to vegetative stage		<ul style="list-style-type: none"> Apply urea @108 kg/ha after hand weeding at 30DAT. Provide mulching materials like straw, grasses, etc to reduce evaporation loses.
Ginger/Turmeric	Seed bed preparation/Sowing		<ul style="list-style-type: none"> Select sandy loam type of soil for cultivation. Farmers are advised to make raised bed of size 1m width, 15cm height and of convenient length and channels for draining excess rain water. After field preparation HYV's of ginger/turmeric like Turmeric: Lakadong, RCT-, Megha Turmeric-1; Ginger: Nadia, Poona, Riodegenerio, etc. should be planted. Seed rate- Turmeric: 2000-2500kg/ha. Ginger: 1400-1600 Kg/ha Before sowing treat the seed rhizomes with Indofil M - 45 or Captaf @ 0.3% & plant at a spacing of 25cm x 25-30cm and turmeric at 40-45cm X 25cm. Complete sowing before 20th April. Mulch the sown bed of ginger for soil and water conservation, and also to reduce weed growth. Mulching materials like green leaves, dry grass, paddy straw etc. may be used.
Tomato	Transplanting to early vegetative growth		<ul style="list-style-type: none"> Transplant of seedlings of age 25-30 days old in beds at a spacing of 75x 45cm in the evening & irrigate immediately. Apply 86 kg/ha urea (1/3 N), 375kg SSP & 83kg MOP as basal dose either just before transplanting or 5-10 days after transplanting. Apply the remaining 2/3 N (86 kg/ha urea) at 20 and 45 DAT. Gap filling has to be done at 7th day after transplanting
Spring Potato	Early vegetative stage		<ul style="list-style-type: none"> Earthing up is to be done at 25 days after planting (stolon formation stage). Depending upon the soil moisture status and availability of irrigation facility, farmers are advised to follow the irrigation schedule as follow: 1st irrigation: 25-30 DAS; 2nd irrigation: 60 DAS; 3rd irrigation: 80 DAS
Khasi Mandarin			<ul style="list-style-type: none"> Application of Bordeaux mixture on tree trunk must be completed before the rain occurring. Control of leaf miner by spraying Ekalux (1.5ml/l) on new flush. Spray Sulfex E 2.5 g/litre of water during flush. <p>Nutrient application:</p> <ul style="list-style-type: none"> Apply 30kg FYM/Tree 650 g Urea: 1220 g SSP: 450 g MOP/tree.
Powdery Mildew			
Animal Sciences			
Poultry	All stages		<ul style="list-style-type: none"> Protect poultry houses from extreme wind by covering with polythene sheets on the sheds. Provide vitamin B complex @ 7ml/litre in drinking water daily in broiler for healthy growth. Litter should be changed periodically and provide clean drinking water and change the water every day. Diseased and dead birds should be immediately



GRAMIN KRISHI MAUSAM SEWA

ICAR Research Complex for NEH Region

Umroi Road, Umiam – 793 103 Meghalaya



☎ Telephone No. : 0364 2570276 (O) Fax: 0364 2570213/Email: iaasbarapani@yahoo.in

			<ul style="list-style-type: none"> removed. Regularly inspect the droppings of the poultry birds for any diseases symptom.
		Coccidiosis	<ul style="list-style-type: none"> Provide plenty of fresh and clean drinking water. Provide coccidiostatic like Amprolium @ 25-65 mg/kg feed once a day as a preventive measure against coccidiosis.
		Ranikhet disease	<ul style="list-style-type: none"> Vaccinate the poultry birds with F1/ Lasota vaccine (1 drop) at the age of 4-7 days old and 35 days old through eye and nostril.
Piggery	All stages		<ul style="list-style-type: none"> Vaccinate all newly born piglets against swine fever at the age of 3 months followed by annual booster dose. In epidemic areas, vaccinate 6 months old pigs with FMD vaccine once in a year. Iron supplementation in piglet to prevent from piglet anaemia during 1st week of age.
Cattle & Buffaloes	6-9 months calves	Brucellosis	<ul style="list-style-type: none"> Vaccinate 6-9 months old calves with <i>Brucella abortus</i> cotton strain-19 @ 5ml subcutaneous on the neck
		Foot & Mouth Disease, Haemorrhagic Septicaemia, Black Quarter	<ul style="list-style-type: none"> Undertake regular immunization of cattle & buffaloes against Foot & Mouth disease, Haemorrhagic septicaemia & Black Quarter.
Fishery			
Common carp	Fry stage/Advance fry		<p>Fry stocking</p> <ul style="list-style-type: none"> Once Common carp fry attained (5-6cm) it can be harvest and transferred to rearing ponds.
Major Carp/Minor Carp	Brooders		<p>Brood stock maintenance</p> <ul style="list-style-type: none"> Provide sufficient feed to the brooder for proper egg development (Rice bran, mustard oil cake, fish meal, minerals & vitamins). Regular monitoring of PH and dissolved oxygen.

Suggestion: Contact nearby State Agril. Staff or KVK staff for necessary help and suggestion.





Agro Advisory Bulletin – EAST KHASI HILLS
(Period 20th – 24th May, 2017)

Weather forecast valid up to 24th May, 2017

The possibility of Rainfall is 27.0mm for the next five days. Maximum Temp: 24-27°C, Minimum Temp: 13-15°C, Cloud cover: sky will be mainly cloudy i.e. 3-6 Okta, Maximum RH: 89-92%, Minimum RH: 44-47%, Wind speed: 3-4 Kmph, Wind direction: Eastern.

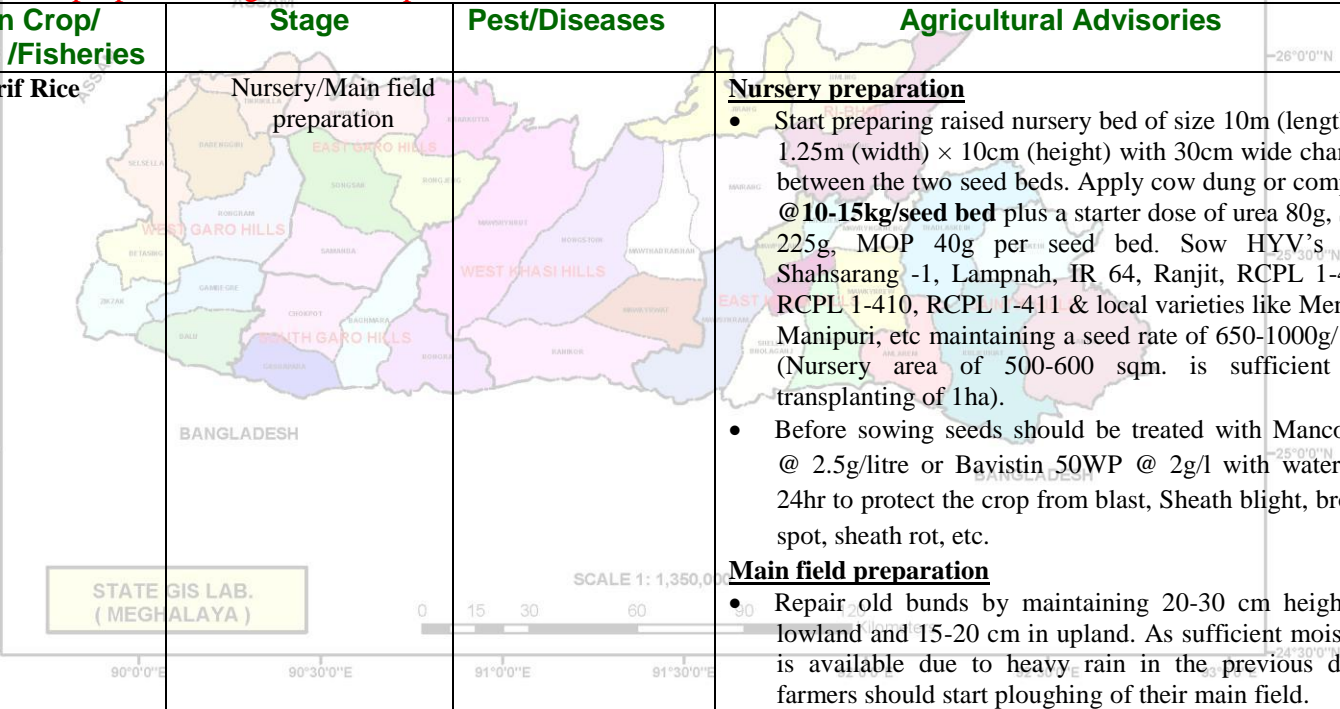
Weekly cumulative rainfall : 27.0mm

C & RD BLOCK MAP OF MEGHALAYA

90°0'0"E 90°30'0"E 91°0'0"E 91°30'0"E 92°0'0"E 92°30'0"E 93°0'0"E

Agro meteorological Advisories for coming 5 days

- **Make proper drainage in the crop fields**

Main Crop/ Animal /Fisheries	Stage	Pest/Diseases	Agricultural Advisories
Sali/Kharif Rice	Nursery/Main field preparation		<p>Nursery preparation</p> <ul style="list-style-type: none"> • Start preparing raised nursery bed of size 10m (length) × 1.25m (width) × 10cm (height) with 30cm wide channel between the two seed beds. Apply cow dung or compost @10-15kg/seed bed plus a starter dose of urea 80g, SSP 225g, MOP 40g per seed bed. Sow HYV's like Shagsarang -1, Lampnah, IR 64, Ranjit, RCPL 1-412, RCPL 1-410, RCPL 1-411 & local varieties like Mendri, Manipuri, etc maintaining a seed rate of 650-1000g/ bed (Nursery area of 500-600 sqm. is sufficient for transplanting of 1ha). • Before sowing seeds should be treated with Mancozeb @ 2.5g/litre or Bavistin 50WP @ 2g/l with water for 24hr to protect the crop from blast, Sheath blight, brown spot, sheath rot, etc. <p>Main field preparation</p> <ul style="list-style-type: none"> • Repair old bunds by maintaining 20-30 cm height in lowland and 15-20 cm in upland. As sufficient moisture is available due to heavy rain in the previous days, farmers should start ploughing of their main field.
Maize High & Mid altitude Region	Emergence/ Knee high stage		<ul style="list-style-type: none"> • Weeding, top dressing of urea @ 44kg/ha for HYV and 33Kg for local varieties followed by earthing up should be done at 30-40 DAG. Mulches like straw, grasses can be provided in between the rows to reduce evaporation losses of moisture.
Bottle Gourd	Emergence/ Plant establishment stage		<ul style="list-style-type: none"> • Mulching with locally available materials like straw, grasses may be done to reduce evaporation losses. • Support of bamboo structure for climbing upward may be raised for proper growth.
Ash Gourd & Pumpkin	Emergence/ Plant establishment stage		<ul style="list-style-type: none"> • Mulching with locally available materials like straw, grasses may be done to reduce evaporation losses.



GRAMIN KRISHI MAUSAM SEWA

ICAR Research Complex for NEH Region

Umroi Road, Umiam – 793 103 Meghalaya



☎ Telephone No. : 0364 2570276 (O) Fax: 0364 2570213/Email: iaasbarapani@yahoo.in

			<ul style="list-style-type: none"> Support of bamboo structure for climbing upward may be raised for proper growth.
Brinjal/Chilli	Plant establishment to vegetative stage		<ul style="list-style-type: none"> Apply urea @108 kg/ha after hand weeding at 30DAT. Provide mulching materials like straw, grasses, etc to reduce evaporation losses.
Ginger/Turmeric	Seed bed preparation/Sowing		<ul style="list-style-type: none"> Select sandy loam type of soil for cultivation. Farmers are advised to make raised bed of size 1m width, 15cm height and of convenient length and channels for draining excess rain water. After field preparation HYV's of ginger/turmeric like Turmeric: Lakadong, RCT-, Megha Turmeric-1; Ginger: Nadia, Poona, Riodegenerio, etc. should be planted. Seed rate- Turmeric: 2000-2500kg/ha. Ginger: 1400-1600 Kg/ha Before sowing treat the seed rhizomes with Indofil M - 45 or Captaf @ 0.3% & plant at a spacing of 25cm x 25-30cm and turmeric at 40-45cm X 25cm. Complete sowing before 20th April. Mulch the sown bed of ginger for soil and water conservation, and also to reduce weed growth. Mulching materials like green leaves, dry grass, paddy straw etc. may be used.
Tomato	Transplanting to early vegetative growth		<ul style="list-style-type: none"> Transplant of seedlings of age 25-30 days old in beds at a spacing of 75x 45cm in the evening & irrigate immediately. Apply 86 kg/ha urea (1/3 N), 375kg SSP & 83kg MOP as basal dose either just before transplanting or 5-10 days after transplanting. Apply the remaining 2/3 N (86 kg/ha urea) at 20 and 45 DAT. Gap filling has to be done at 7th day after transplanting
Spring Potato	Early vegetative stage		<ul style="list-style-type: none"> Earthing up is to be done at 25 days after planting (stolon formation stage). Depending upon the soil moisture status and availability of irrigation facility, farmers are advised to follow the irrigation schedule as follow: 1st irrigation: 25-30 DAS; 2nd irrigation: 60 DAS; 3rd irrigation: 80 DAS
Khasi Mandarin		<p style="text-align: center;">STATE GIS LAB. (MEGHALAYA)</p> <p style="text-align: center;">SCALE 1: 1,350,000</p> <p style="text-align: center;">0 15 30 60</p> <p style="text-align: center;">Powdery Mildew</p>	<ul style="list-style-type: none"> Application of Bordeaux mixture on tree trunk must be completed before the rain occurring. Control of leaf miner by spraying Ekalux (1.5m/l) on new flush. Spray Sulfex E 2.5 g/litre of water during flush. Nutrient application: Apply 30kg FYM/Tree 650 g Urea: 1220 g SSP: 450 g MOP/tree.
Animal Sciences			
Poultry	All stages		<ul style="list-style-type: none"> Protect poultry houses from extreme wind by covering with polythene sheets on the sheds. Provide vitamin B complex @ 7ml/litre in drinking water daily in broiler for healthy growth. Litter should be changed periodically and provide clean



GRAMIN KRISHI MAUSAM SEWA

ICAR Research Complex for NEH Region

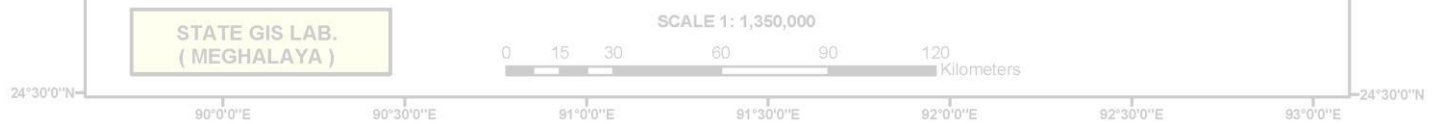
Umroi Road, Umiam – 793 103 Meghalaya



☎: Telephone No. : 0364 2570276 (O) Fax: 0364 2570213/Email: iaasbarapani@yahoo.in

			<p>drinking water and change the water every day.</p> <ul style="list-style-type: none"> Diseased and dead birds should be immediately removed. Regularly inspect the droppings of the poultry birds for any diseases symptom.
		Coccidiosis	<ul style="list-style-type: none"> Provide plenty of fresh and clean drinking water. Provide coccidiostatic like Amprolium @ 25-65 mg/kg feed once a day as a preventive measure against coccidiosis.
		Ranikhet disease	<ul style="list-style-type: none"> Vaccinate the poultry birds with F1/ Lasota vaccine (1 drop) at the age of 4-7 days old and 35 days old through eye and nostril.
Piggery	All stages		<ul style="list-style-type: none"> Vaccinate all newly born piglets against swine fever at the age of 3 months followed by annual booster dose. In epidemic areas, vaccinate 6 months old pigs with FMD vaccine once in a year. Iron supplementation in piglet to prevent from piglet anaemia during 1st week of age.
		Skin infection	<ul style="list-style-type: none"> Provide Ivermectin (Injection) @ 10mg/33kg body wt.
Cattle & Buffaloes	6-9 months calves	Brucellosis	<ul style="list-style-type: none"> Vaccinate 6-9 months old calves with <i>Brucella abortus</i> cotton strain-19 @ 5ml subcutaneous on the neck
	ASSAM	Foot & Mouth Disease, Haemorrhagic Septicaemia, Black Quarter	<ul style="list-style-type: none"> Undertake regular immunization of cattle & buffaloes against Foot & Mouth disease, Haemorrhagic septicaemia & Black Quarter.
Fishery			
Common carp	Fry stage/Advance fry		Fry stocking
			<ul style="list-style-type: none"> Once Common carp fry attained (5-6cm) it can be harvest and transferred to rearing ponds.
Major Carp/Minor Carp	Brooders		Brood stock maintenance
			<ul style="list-style-type: none"> Provide sufficient feed to the brooder for proper egg development (Rice bran, mustard oil cake, fish meal, minerals & vitamins). Regular monitoring of PH and dissolved oxygen.

Suggestion: Contact nearby State Agril. Staff or KVK staff for necessary help and suggestion.





Agro Advisory Bulletin – NORTH GARO HILLS (Period 20th – 24th May, 2017)

Weather forecast valid up to 24th May, 2017

The possibility of Rainfall is 37.0mm for the next five days. Maximum Temp: 28-31°C, Minimum Temp: 18-20°C, Cloud cover: sky will be mainly cloudy i.e. 4-5 Okta, Maximum RH: 92-93%, Minimum RH: 44-48%, Wind speed: 3-4 Kmph, Wind direction: Eastern.

Weekly cumulative rainfall : 37.0mm

C & RD BLOCK MAP OF MEGHALAYA



- **Make proper drainage in the crop fields**

Main Crop/ Animal /Fisheries	Stage	Pest/Diseases	Agricultural Advisories
Sali/Kharif Rice	Nursery/Main field preparation		<p>Nursery preparation</p> <ul style="list-style-type: none"> • Start preparing raised nursery bed of size 10m (length) × 1.25m (width) × 10cm (height) with 30cm wide channel between the two seed beds. Apply cow dung or compost @10-15kg/seed bed plus a starter dose of urea 80g, SSP 225g, MOP 40g per seed bed. Sow HYV's like Shagsarang -1, Lampnah, IR 64, Ranjit, RCPL 1-412, RCPL 1-410, RCPL 1-411 & local varieties like Mendri, Manipuri, etc maintaining a seed rate of 650-1000g/ bed (Nursery area of 500-600 sqm. is sufficient for transplanting of 1ha). • Before sowing seeds should be treated with Mancozeb @ 2.5g/litre or Bavistin 50WP @ 2g/l with water for 24hr to protect the crop from blast, Sheath blight, brown spot, sheath rot, etc. <p>Main field preparation</p> <ul style="list-style-type: none"> • Repair old bunds by maintaining 20-30 cm height in lowland and 15-20 cm in upland. As sufficient moisture is available due to heavy rain in the previous days, farmers should start ploughing of their main field.
Maize High & Mid altitude Region	Emergence/ Knee high stage		<ul style="list-style-type: none"> • Weeding, top dressing of urea @ 44kg/ha for HYV and 33Kg for local varieties followed by earthing up should be done at 30-40 DAG. Mulches like straw, grasses can be provided in between the rows to reduce evaporation loses of moisture.
Bottle Gourd	Emergence/ Plant establishment stage		<ul style="list-style-type: none"> • Mulching with locally available materials like straw, grasses may be done to reduce evaporation loses. • Support of bamboo structure for climbing upward may be raised for proper growth.
Ash Gourd & Pumpkin	Emergence/ Plant establishment stage		<ul style="list-style-type: none"> • Mulching with locally available materials like straw, grasses may be done to reduce evaporation loses.



GRAMIN KRISHI MAUSAM SEWA

ICAR Research Complex for NEH Region

Umroi Road, Umiam – 793 103 Meghalaya



☎: Telephone No. : 0364 2570276 (O) Fax: 0364 2570213/Email: iaasbarapani@yahoo.in

			<ul style="list-style-type: none"> • Support of bamboo structure for climbing upward may be raised for proper growth.
Brinjal/Chilli	Plant establishment to vegetative stage		<ul style="list-style-type: none"> • Apply urea @108 kg/ha after hand weeding at 30DAT. Provide mulching materials like straw, grasses, etc to reduce evaporation losses.
Ginger/Turmeric	Seed bed preparation/Sowing		<ul style="list-style-type: none"> • Select sandy loam type of soil for cultivation. Farmers are advised to make raised bed of size 1m width, 15cm height and of convenient length and channels for draining excess rain water. • After field preparation HYV's of ginger/turmeric like Turmeric: Lakadong, RCT-, Megha Turmeric-1; Ginger: Nadia, Poona, Riodegenerio, etc. should be planted. • Seed rate- Turmeric: 2000-2500kg/ha. Ginger: 1400-1600 Kg/ha • Before sowing treat the seed rhizomes with Indofil M - 45 or Captaf @ 0.3% & plant at a spacing of 25cm x 25-30cm and turmeric at 40-45cm X 25cm. • Complete sowing before 20th April. • Mulch the sown bed of ginger for soil and water conservation, and also to reduce weed growth. Mulching materials like green leaves, dry grass, paddy straw etc. may be used.
Tomato	Transplanting to early vegetative growth		<ul style="list-style-type: none"> • Transplant of seedlings of age 25-30 days old in beds at a spacing of 75× 45cm in the evening & irrigate immediately. • Apply 86 kg/ha urea (1/3 N), 375kg SSP & 83kg MOP as basal dose either just before transplanting or 5-10 days after transplanting. Apply the remaining 2/3 N (86 kg/ha urea) at 20 and 45 DAT. • Gap filling has to be done at 7th day after transplanting
Khasi Mandarin			<ul style="list-style-type: none"> • Application of Bordeaux mixture on tree trunk must be completed before the rain occurring. • Control of leaf miner by spraying Ekalux (1.5m/l) on new flush. • Spray Sulfex E 2.5 g/litre of water during flush. <p style="text-align: center;">Nutrient application:</p> <ul style="list-style-type: none"> • Apply 30kg FYM/Tree • 650 g Urea: 1220 g SSP: 450 g MOP/tree.
<p>STATE GIS LAB. (MEGHALAYA)</p> <p>SCALE 1:1,350,000</p> <p>0 15 30 60 90 120 Kilometers</p>			
Animal Sciences			
Poultry	All stages		<ul style="list-style-type: none"> • Protect poultry houses from extreme wind by covering with polythene sheets on the sheds. • Provide vitamin B complex @ 7ml/litre in drinking water daily in broiler for healthy growth. • Litter should be changed periodically and provide clean drinking water and change the water every day. • Diseased and dead birds should be immediately removed. • Regularly inspect the droppings of the poultry birds for any diseases symptom.
		Coccidiosis	<ul style="list-style-type: none"> • Provide plenty of fresh and clean drinking water. • Provide coccidiostatic like Amprolium @ 25-65 mg/kg feed once a day as a preventive measure against coccidiosis.



GRAMIN KRISHI MAUSAM SEWA

ICAR Research Complex for NEH Region

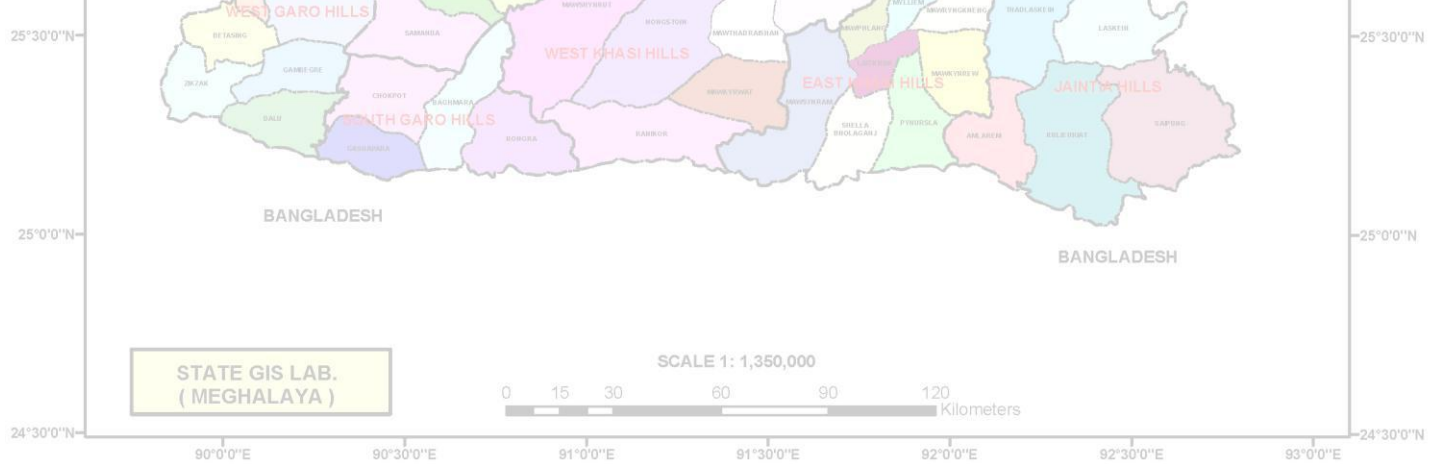
Umroi Road, Umiam – 793 103 Meghalaya



☎: Telephone No. : 0364 2570276 (O) Fax: 0364 2570213/Email: iaasbarapani@yahoo.in

		Ranikhet disease	<ul style="list-style-type: none"> Vaccinate the poultry birds with F1/ Lasota vaccine (1 drop) at the age of 4-7 days old and 35 days old through eye and nostril.
Piggery	All stages		<ul style="list-style-type: none"> Vaccinate all newly born piglets against swine fever at the age of 3 months followed by annual booster dose. In epidemic areas, vaccinate 6 months old pigs with FMD vaccine once in a year. Iron supplementation in piglet to prevent from piglet anaemia during 1st week of age.
		Skin infection	<ul style="list-style-type: none"> Provide Ivermectin (Injection) @ 10mg/33kg body wt.
Cattle & Buffaloes	6-9 months calves	Brucellosis	<ul style="list-style-type: none"> Vaccinate 6-9 months old calves with <i>Brucella abortus</i> cotton strain-19 @ 5ml subcutaneous on the neck
		Foot & Mouth Disease, Haemorrhagic Septicaemia, Black Quarter	<ul style="list-style-type: none"> Undertake regular immunization of cattle & buffaloes against Foot & Mouth disease, Haemorrhagic septicaemia & Black Quarter.
Fishery			
Common carp	Fry stage/Advance fry		<p style="text-align: center;">Fry stocking</p> <ul style="list-style-type: none"> Once Common carp fry attained (5-6cm) it can be harvest and transferred to rearing ponds.
Major Carp/Minor Carp	Brooders		<p style="text-align: center;">Brood stock maintenance</p> <ul style="list-style-type: none"> Provide sufficient feed to the brooder for proper egg development (Rice bran, mustard oil cake, fish meal, minerals & vitamins). Regular monitoring of PH and dissolved oxygen.

Suggestion: Contact nearby State Agril. Staff or KVK staff for necessary help and suggestion.





Agro Advisory Bulletin – Ri-Bhoi
(Period 20th – 24th May, 2017)

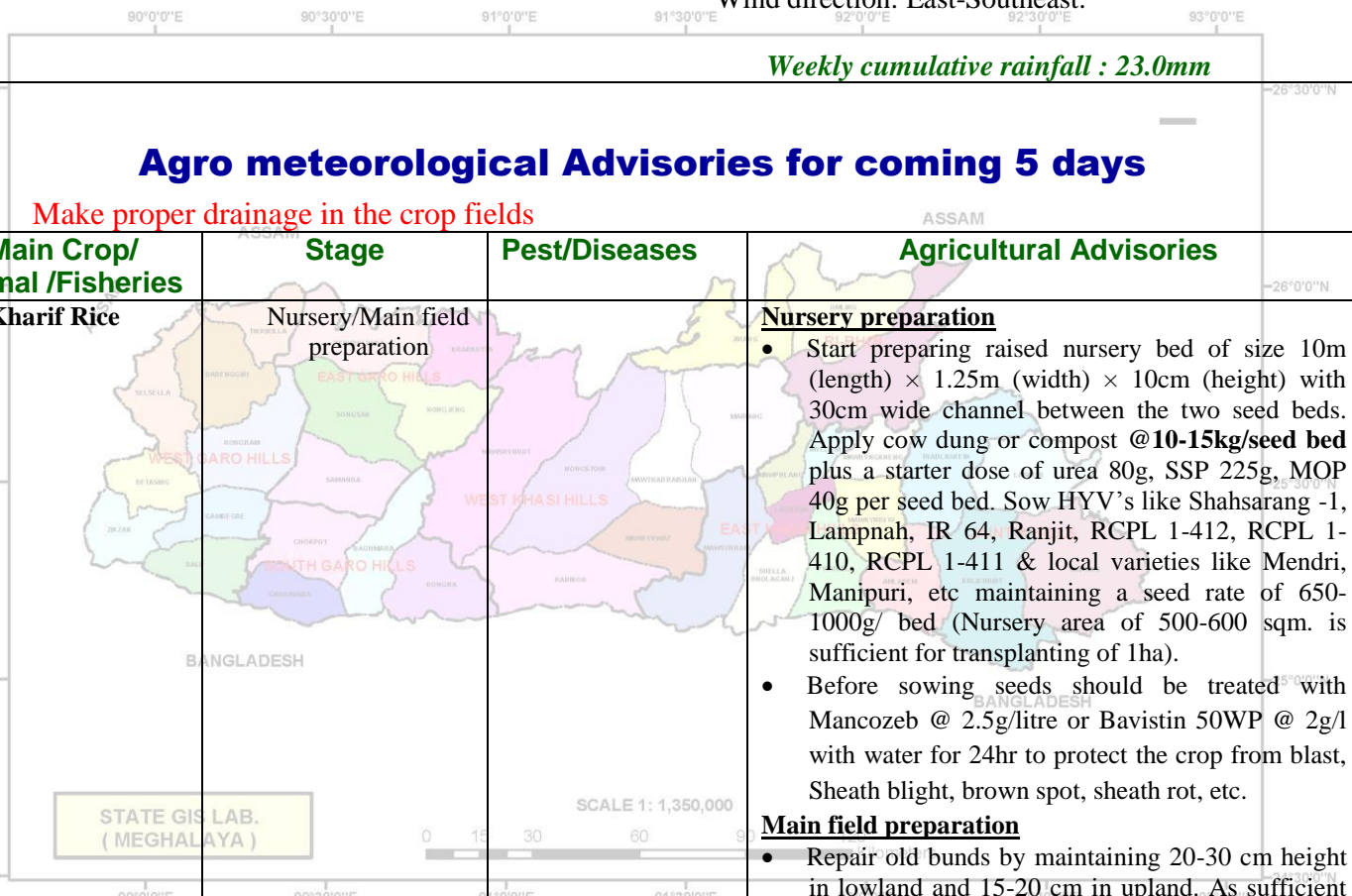
Weather summary of the past four days

Sky was mainly cloudy with 22.6mm of rainfall. Maximum temperatures ranged between 26.3-29.2°C and minimum ranged between 14.5-17.0°C. Mean relative humidity was 88-89% in morning and 41-48% in evening. Wind speed ranged between 2-3 kmph.

Weather forecast valid up to 24th May, 2017

The possibility of Rainfall is 23.0mm for the next five days. Maximum Temp: 29.0-31.0°C, Minimum Temp: 17.0-20.0°C, Cloud cover: sky will be mainly cloudy i.e. 4-5 Okta, Maximum RH: 90-93%, Minimum RH: 38-44%, Wind speed: 2-3 Kmph, Wind direction: East-Southeast.

C & RD BLOCK MAP OF MEGHALAYA



- Make proper drainage in the crop fields

Main Crop/ Animal /Fisheries	Stage	Pest/Diseases	Agricultural Advisories
Sali/Kharif Rice	Nursery/Main field preparation		<p>Nursery preparation</p> <ul style="list-style-type: none"> • Start preparing raised nursery bed of size 10m (length) × 1.25m (width) × 10cm (height) with 30cm wide channel between the two seed beds. Apply cow dung or compost @10-15kg/seed bed plus a starter dose of urea 80g, SSP 225g, MOP 40g per seed bed. Sow HYV's like Shahsarang -1, Lampnah, IR 64, Ranjit, RCPL 1-412, RCPL 1-410, RCPL 1-411 & local varieties like Mendri, Manipuri, etc maintaining a seed rate of 650-1000g/ bed (Nursery area of 500-600 sqm. is sufficient for transplanting of 1ha). • Before sowing seeds should be treated with Mancozeb @ 2.5g/litre or Bavistin 50WP @ 2g/l with water for 24hr to protect the crop from blast, Sheath blight, brown spot, sheath rot, etc. <p>Main field preparation</p> <ul style="list-style-type: none"> • Repair old bunds by maintaining 20-30 cm height in lowland and 15-20 cm in upland. As sufficient moisture is available due to heavy rain in the previous days, farmers should start ploughing of their main field.
Maize High & Mid altitude Region	Emergence/ Knee high stage		<ul style="list-style-type: none"> • Weeding, top dressing of urea @ 44kg/ha for HYV and 33Kg for local varieties followed by earthing up should be done at 30-40 DAG. Mulches like straw, grasses can be provided in between the rows to reduce evaporation losses of moisture.
Bottle Gourd	Emergence/ Plant establishment stage		<ul style="list-style-type: none"> • Mulching with locally available materials like straw, grasses may be done to reduce evaporation losses. • Support of bamboo structure for climbing upward



GRAMIN KRISHI MAUSAM SEWA
ICAR Research Complex for NEH Region
Umroi Road, Umiam – 793 103 Meghalaya



☎: Telephone No. : 0364 2570276 (O) Fax: 0364 2570213/Email: iaasbarapani@yahoo.in

			may be raised for proper growth.
Ash Gourd & Pumpkin	Emergence/ Plant establishment stage		<ul style="list-style-type: none"> Mulching with locally available materials like straw, grasses may be done to reduce evaporation loses. Support of bamboo structure for climbing upward may be raised for proper growth.
Brinjal/Chilli	Plant establishment to vegetative stage		<ul style="list-style-type: none"> Apply urea @108 kg/ha after hand weeding at 30DAT. Provide mulching materials like straw, grasses, etc to reduce evaporation loses.
Ginger/Turmeric	Seed bed preparation/Sowing		<ul style="list-style-type: none"> Select sandy loam type of soil for cultivation. Farmers are advised to make raised bed of size 1m width, 15cm height and of convenient length and channels for draining excess rain water. After field preparation HYV's of ginger/turmeric like Turmeric: Lakadong, RCT-, Megha Turmeric-1; Ginger: Nadia, Poona, Riodegenerio, etc. should be planted. Seed rate- Turmeric: 2000-2500kg/ha. Ginger: 1400-1600 Kg/ha Before sowing treat the seed rhizomes with Indofil M -45 or Captaf @ 0.3% & plant at a spacing of 25cm x 25-30cm and turmeric at 40-45cm X 25cm. Complete sowing before 20th April. Mulch the sown bed of ginger for soil and water conservation, and also to reduce weed growth. Mulching materials like green leaves, dry grass, paddy straw etc. may be used.
Tomato	Transplanting to early vegetative growth		<ul style="list-style-type: none"> Transplant of seedlings of age 25-30 days old in beds at a spacing of 75x 45cm in the evening & irrigate immediately. Apply 86 kg/ha urea (1/3 N), 375kg SSP & 83kg MOP as basal dose either just before transplanting or 5-10 days after transplanting. Apply the remaining 2/3 N (86 kg/ha urea) at 20 and 45 DAT. Gap filling has to be done at 7th day after transplanting
Spring Potato	Early vegetative stage		<ul style="list-style-type: none"> Earthing up is to be done at 25 days after planting (stolon formation stage). Depending upon the soil moisture status and availability of irrigation facility, farmers are advised to follow the irrigation schedule as follow: 1st irrigation: 25-30 DAS; 2nd irrigation: 60 DAS; 3rd irrigation: 80 DAS
Khasi Mandarin		Powdery Mildew	<ul style="list-style-type: none"> Application of Bordeaux mixture on tree trunk must be completed before the rain occurring. Control of leaf miner by spraying Ekalux (1.5m/l) on new flush. Spray Sulfex E 2.5 g/litre of water during flush. Nutrient application: Apply 30kg FYM/Tree



GRAMIN KRISHI MAUSAM SEWA

ICAR Research Complex for NEH Region

Umroi Road, Umiam – 793 103 Meghalaya



☎: Telephone No. : 0364 2570276 (O) Fax: 0364 2570213/Email: iaasbarapani@yahoo.in

			<ul style="list-style-type: none"> 650 g Urea: 1220 g SSP: 450 g MOP/tree. 	
Animal Sciences				
Poultry	All stages		<ul style="list-style-type: none"> Protect poultry houses from extreme wind by covering with polythene sheets on the sheds. Provide vitamin B complex @ 7ml/litre in drinking water daily in broiler for healthy growth. Litter should be change periodically and provide clean drinking water and changed the water every day. Diseased and dead birds should be immediately removed. Regularly inspect the droppings of the poultry birds for any diseases symptom. 	
			Coccidiosis	<ul style="list-style-type: none"> Provide plenty of fresh and clean drinking water. Provide coccidiostatic like Amprolium @ 25-65 mg/kg feed once a day as a preventive measure against coccidiosis.
			Ranikhet disease	<ul style="list-style-type: none"> Vaccinate the poultry birds with F1/ Lasota vaccine (1 drop) at the age of 4-7 days old and 35 days old through eye and nostril.
			Skin infection	<ul style="list-style-type: none"> Provide Ivermectin (Injection) @ 10mg/33kg body wt.
Piggery	ASSAM All stages		<ul style="list-style-type: none"> Vaccinate all newly born piglets against swine fever at the age of 3 months followed by annual booster dose. In epidemic areas, vaccinate 6 months old pigs with FMD vaccine once in a year. Iron supplementation in piglet to prevent from piglet anaemia during 1st week of age. 	
			Skin infection	<ul style="list-style-type: none"> Provide Ivermectin (Injection) @ 10mg/33kg body wt.
Cattle & Buffaloes	6-9 months calves		Brucellosis	<ul style="list-style-type: none"> Vaccinate 6-9 months old calves with <i>Brucella abortus</i> cotton strain-19 @ 5ml subcutaneous on the neck
			Foot & Mouth Disease, Haemorrhagic Septicaemia, Black Quarter	<ul style="list-style-type: none"> Undertake regular immunization of cattle & buffaloes against Foot & Mouth disease, Haemorrhagic septicaemia & Black Quarter.
Fishery				
Common carp	Fry stage/Advance fry		<p style="text-align: center;">SCALE 1: 1,350,000</p> <p>0 15 30 60 90 Kilometers</p> <ul style="list-style-type: none"> Once Common carp fry attained (5-6cm) it can be harvest and transferred to rearing ponds. 	
Major Carp/Minor Carp	Brooders		<p style="text-align: center;">Brood stock maintenance</p> <ul style="list-style-type: none"> Provide sufficient feed to the brooder for proper egg development (Rice bran, mustard oil cake, fish meal, minerals & vitamins). Regular monitoring of PH and dissolved oxygen. 	

Suggestion: Contact nearby State Agril. Staff or KVK staff for necessary help and suggestion.



Agro Advisory Bulletin – SOUTH GARO HILLS
(Period 20th – 24th May, 2017)

Weather forecast valid up to 24th May, 2017

The possibility of Rainfall is 29.0mm for the next five days. Maximum Temp: 28-31°C, Minimum Temp: 19-21°C, Cloud cover: sky will be mainly cloudy i.e. 4-5 Okta, Maximum RH: 92-95%, Minimum RH: 54-64%, Wind speed: 6-7 Kmph, Wind direction: Eastern.

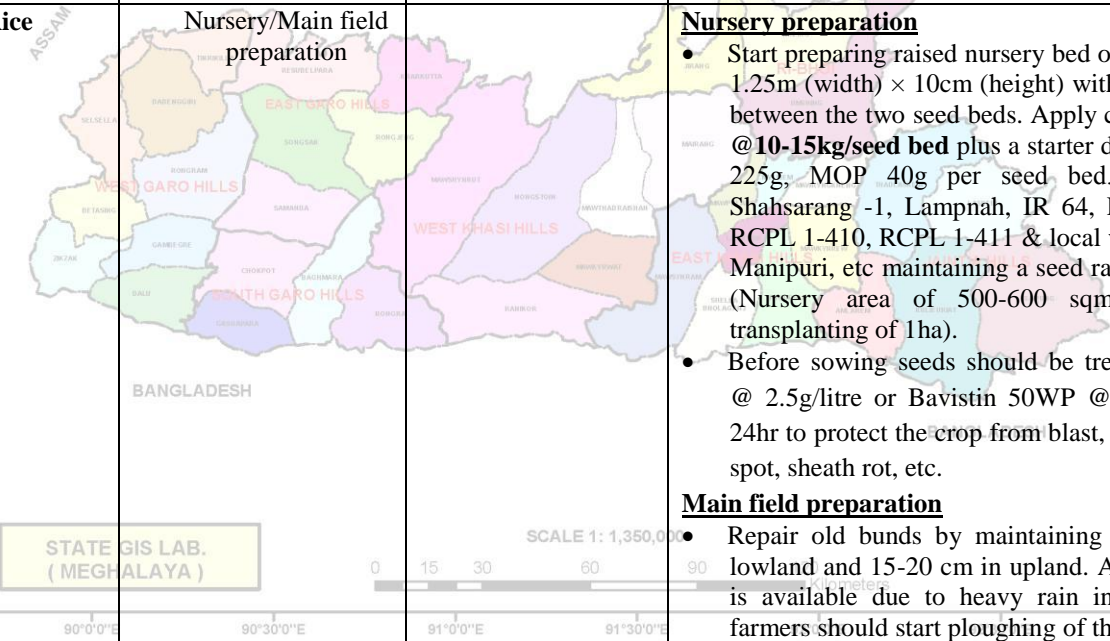
Weekly cumulative rainfall : 29.0mm

C & RD BLOCK MAP OF MEGHALAYA

90°0'0"E 90°30'0"E 91°0'0"E 91°30'0"E 92°0'0"E 92°30'0"E 93°0'0"E

Agro meteorological Advisories for coming 5 days

- **Make proper drainage in the crop fields**

Main Crop/ Animal /Fisheries	ASS Stage	Pest/Diseases	Agricultural Advisories
<p>Sali/Kharif Rice</p> 	<p>Nursery/Main field preparation</p>		<p><u>Nursery preparation</u></p> <ul style="list-style-type: none"> • Start preparing raised nursery bed of size 10m (length) × 1.25m (width) × 10cm (height) with 30cm wide channel between the two seed beds. Apply cow dung or compost @ 10-15kg/seed bed plus a starter dose of urea 80g, SSP 225g, MOP 40g per seed bed. Sow HYV's like Shahsarang -1, Lampnah, IR 64, Ranjit, RCPL 1-412, RCPL 1-410, RCPL 1-411 & local varieties like Mendri, Manipuri, etc maintaining a seed rate of 650-1000g/ bed (Nursery area of 500-600 sqm. is sufficient for transplanting of 1ha). • Before sowing seeds should be treated with Mancozeb @ 2.5g/litre or Bavistin 50WP @ 2g/l with water for 24hr to protect the crop from blast, Sheath blight, brown spot, sheath rot, etc. <p><u>Main field preparation</u></p> <ul style="list-style-type: none"> • Repair old bunds by maintaining 20-30 cm height in lowland and 15-20 cm in upland. As sufficient moisture is available due to heavy rain in the previous days, farmers should start ploughing of their main field.
<p>Maize High & Mid altitude Region</p>	<p>Emergence/ Knee high stage</p>		<ul style="list-style-type: none"> • Weeding, top dressing of urea @ 44kg/ha for HYV and 33Kg for local varieties followed by earthing up should be done at 30-40 DAG. Mulches like straw, grasses can be provided in between the rows to reduce evaporation loses of moisture.
<p>Bottle Gourd</p>	<p>Emergence/ Plant establishment stage</p>		<ul style="list-style-type: none"> • Mulching with locally available materials like straw, grasses may be done to reduce evaporation loses. • Support of bamboo structure for climbing upward may be raised for proper growth.
<p>Ash Gourd & Pumpkin</p>	<p>Emergence/ Plant establishment stage</p>		<ul style="list-style-type: none"> • Mulching with locally available materials like straw, grasses may be done to reduce evaporation loses. • Support of bamboo structure for climbing upward may



GRAMIN KRISHI MAUSAM SEWA

ICAR Research Complex for NEH Region

Umroi Road, Umiam – 793 103 Meghalaya



☎ Telephone No. : 0364 2570276 (O) Fax: 0364 2570213/Email: iaasbarapani@yahoo.in

Brinjal/Chilli	Plant establishment to vegetative stage		be raised for proper growth. <ul style="list-style-type: none"> • Apply urea @108 kg/ha after hand weeding at 30DAT. Provide mulching materials like straw, grasses, etc to reduce evaporation losses.
Ginger/Turmeric	Seed bed preparation/Sowing	<div style="text-align: center;">C & RD BLOCK MAP OF MEGHALAYA</div>	<ul style="list-style-type: none"> • Select sandy loam type of soil for cultivation. Farmers are advised to make raised bed of size 1m width, 15cm height and of convenient length and channels for draining excess rain water. • After field preparation HYV's of ginger/turmeric like Turmeric: Lakadong, RCT-, Megha Turmeric-1; Ginger: Nadia, Poona, Riodegenerio, etc. should be planted. • Seed rate- Turmeric: 2000-2500kg/ha. Ginger: 1400-1600 Kg/ha • Before sowing treat the seed rhizomes with Indofil M - 45 or Captaf @ 0.3% & plant at a spacing of 25cm x 25-30cm and turmeric at 40-45cm X 25cm. • Complete sowing before 20th April. • Mulch the sown bed of ginger for soil and water conservation, and also to reduce weed growth. Mulching materials like green leaves, dry grass, paddy straw etc. may be used.
Tomato	Transplanting to early vegetative growth		<ul style="list-style-type: none"> • Transplant of seedlings of age 25-30 days old in beds at a spacing of 75x 45cm in the evening & irrigate immediately. • Apply 86 kg/ha urea (1/3 N), 375kg SSP & 83kg MOP as basal dose either just before transplanting or 5-10 days after transplanting. Apply the remaining 2/3 N (86 kg/ha urea) at 20 and 45 DAT. • Gap filling has to be done at 7th day after transplanting
Khasi Mandarin		<p style="text-align: center;">Powdery Mildew</p>	<ul style="list-style-type: none"> • Application of Bordeaux mixture on tree trunk must be completed before the rain occurring. • Control of leaf miner by spraying Ekalux (1.5m/l) on new flush. • Spray Sulfex E 2.5 g/litre of water during flush. • Nutrient application: • Apply 30kg FYM/Tree • 650 g Urea: 1220 g SSP: 450 g MOP/tree.
Animal Sciences STATE GIS LAB. (MEGHALAYA) SCALE 1: 1,050,000			
Poultry	All stages		<ul style="list-style-type: none"> • Protect poultry houses from extreme wind by covering with polythene sheets on the sheds. • Provide vitamin B complex @ 7ml/litre in drinking water daily in broiler for healthy growth. • Litter should be changed periodically and provide clean drinking water and change the water every day. • Diseased and dead birds should be immediately removed. • Regularly inspect the droppings of the poultry birds for any diseases symptom.
		Coccidiosis	<ul style="list-style-type: none"> • Provide plenty of fresh and clean drinking water. • Provide coccidiostatic like Amprolium @ 25-65 mg/kg feed once a day as a preventive measure against coccidiosis.



GRAMIN KRISHI MAUSAM SEWA

ICAR Research Complex for NEH Region

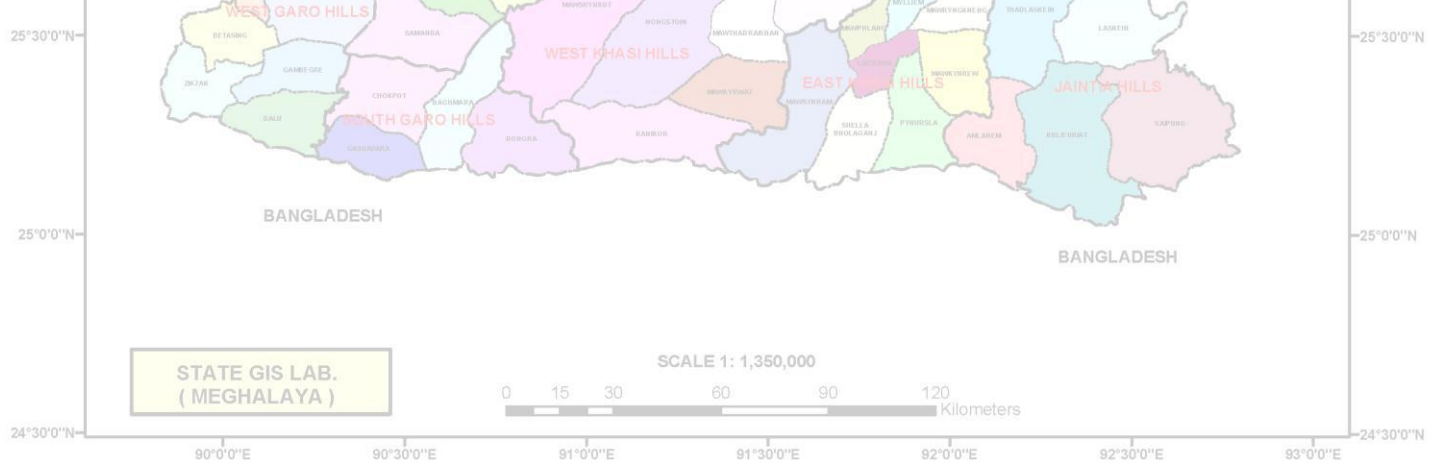
Umroi Road, Umiam – 793 103 Meghalaya



☎: Telephone No. : 0364 2570276 (O) Fax: 0364 2570213/Email: iaasbarapani@yahoo.in

		Ranikhet disease	<ul style="list-style-type: none"> Vaccinate the poultry birds with F1/ Lasota vaccine (1 drop) at the age of 4-7 days old and 35 days old through eye and nostril.
Piggery	All stages		<ul style="list-style-type: none"> Vaccinate all newly born piglets against swine fever at the age of 3 months followed by annual booster dose. In epidemic areas, vaccinate 6 months old pigs with FMD vaccine once in a year. Iron supplementation in piglet to prevent from piglet anaemia during 1st week of age.
		Skin infection	<ul style="list-style-type: none"> Provide Ivermectin (Injection) @ 10mg/33kg body wt.
Cattle & Buffaloes	6-9 months calves	Brucellosis	<ul style="list-style-type: none"> Vaccinate 6-9 months old calves with <i>Brucella abortus</i> cotton strain-19 @ 5ml subcutaneous on the neck
		Foot & Mouth Disease, Haemorrhagic Septicaemia, Black Quarter	<ul style="list-style-type: none"> Undertake regular immunization of cattle & buffaloes against Foot & Mouth disease, Haemorrhagic septicaemia & Black Quarter.
Fishery			
Common carp	Fry stage/Advance fry		<p>Fry stocking</p> <ul style="list-style-type: none"> Once Common carp fry attained (5-6cm) it can be harvest and transferred to rearing ponds.
Major Carp/Minor Carp	Brooders		<p>Brood stock maintenance</p> <ul style="list-style-type: none"> Provide sufficient feed to the brooder for proper egg development (Rice bran, mustard oil cake, fish meal, minerals & vitamins). Regular monitoring of PH and dissolved oxygen.

Suggestion: Contact nearby State Agril. Staff or KVK staff for necessary help and suggestion.





Agro Advisory Bulletin – SOUTH WEST GARO HILLS (Period 20th – 24th May, 2017)

Weather forecast valid up to 24th May, 2017

The possibility of Rainfall is 36.0mm for the next five days. Maximum Temp: 29-31°C, Minimum Temp: 22-23°C, Cloud cover: sky will be mainly cloudy i.e. 3-5 Okta, Maximum RH: 91-93%, Minimum RH: 52-62%, Wind speed: 4-5 Kmph, Wind direction: Northeast-East.

Weekly cumulative rainfall : 36.0mm

C & RD BLOCK MAP OF MEGHALAYA

90°0'0"E 90°30'0"E 91°0'0"E 91°30'0"E 92°0'0"E 92°30'0"E 93°0'0"E

Agro meteorological Advisories for coming 5 days

- Make proper drainage in the crop fields

Main Crop/ Animal /Fisheries	ASS Stage	Pest/Diseases	Agricultural Advisories
Sali/Kharif Rice	Nursery/Main field preparation		<p>Nursery preparation</p> <ul style="list-style-type: none"> • Start preparing raised nursery bed of size 10m (length) × 1.25m (width) × 10cm (height) with 30cm wide channel between the two seed beds. Apply cow dung or compost @ 10-15kg/seed bed plus a starter dose of urea 80g, SSP 225g, MOP 40g per seed bed. Sow HYV's like Shahsarang -1, Lampnah, IR 64, Ranjit, RCPL 1-412, RCPL 1-410, RCPL 1-411 & local varieties like Mendri, Manipuri, etc maintaining a seed rate of 650-1000g/ bed (Nursery area of 500-600 sqm. is sufficient for transplanting of 1ha). • Before sowing seeds should be treated with Mancozeb @ 2.5g/litre or Bavistin 50WP @ 2g/l with water for 24hr to protect the crop from blast, Sheath blight, brown spot, sheath rot, etc. <p>Main field preparation</p> <ul style="list-style-type: none"> • Repair old bunds by maintaining 20-30 cm height in lowland and 15-20 cm in upland. As sufficient moisture is available due to heavy rain in the previous days, farmers should start ploughing of their main field.
Maize High & Mid altitude Region	Emergence/ Knee high stage		<ul style="list-style-type: none"> • Weeding, top dressing of urea @ 44kg/ha for HYV and 33Kg for local varieties followed by earthing up should be done at 30-40 DAG. Mulches like straw, grasses can be provided in between the rows to reduce evaporation loses of moisture.
Bottle Gourd	Emergence/ Plant establishment stage		<ul style="list-style-type: none"> • Mulching with locally available materials like straw, grasses may be done to reduce evaporation loses. • Support of bamboo structure for climbing upward may be raised for proper growth.
Ash Gourd & Pumpkin	Emergence/ Plant establishment stage		<ul style="list-style-type: none"> • Mulching with locally available materials like straw, grasses may be done to reduce evaporation loses. • Support of bamboo structure for climbing upward may



GRAMIN KRISHI MAUSAM SEWA

ICAR Research Complex for NEH Region

Umroi Road, Umiam – 793 103 Meghalaya



☎ Telephone No. : 0364 2570276 (O) Fax: 0364 2570213/Email: iaasbarapani@yahoo.in

Brinjal/Chilli	Plant establishment to vegetative stage		be raised for proper growth. <ul style="list-style-type: none"> Apply urea @108 kg/ha after hand weeding at 30DAT. Provide mulching materials like straw, grasses, etc to reduce evaporation loses.
Ginger/Turmeric	Seed bed preparation/Sowing		<ul style="list-style-type: none"> Select sandy loam type of soil for cultivation. Farmers are advised to make raised bed of size 1m width, 15cm height and of convenient length and channels for draining excess rain water. After field preparation HYV's of ginger/turmeric like Turmeric: Lakadong, RCT-, Megha Turmeric-1; Ginger: Nadia, Poona, Riodegenerio, etc. should be planted. Seed rate- Turmeric: 2000-2500kg/ha. Ginger: 1400-1600 Kg/ha Before sowing treat the seed rhizomes with Indofil M - 45 or Captaf @ 0.3% & plant at a spacing of 25cm x 25-30cm and turmeric at 40-45cm X 25cm. Complete sowing before 20th April. Mulch the sown bed of ginger for soil and water conservation, and also to reduce weed growth. Mulching materials like green leaves, dry grass, paddy straw etc. may be used.
Tomato	Transplanting to early vegetative growth		<ul style="list-style-type: none"> Transplant of seedlings of age 25-30 days old in beds at a spacing of 75x 45cm in the evening & irrigate immediately. Apply 86 kg/ha urea (1/3 N), 375kg SSP & 83kg MOP as basal dose either just before transplanting or 5-10 days after transplanting. Apply the remaining 2/3 N (86 kg/ha urea) at 20 and 45 DAT. Gap filling has to be done at 7th day after transplanting
Khasi Mandarin		Powdery Mildew	<ul style="list-style-type: none"> Application of Bordeaux mixture on tree trunk must be completed before the rain occurring. Control of leaf miner by spraying Ekalux (1.5m/l) on new flush. Spray Sulfex E 2.5 g/litre of water during flush. <p>Nutrient application:</p> <ul style="list-style-type: none"> Apply 30kg FYM/Tree 650 g Urea: 1220 g SSP: 450 g MOP/tree.
STATE GIS LAB. (MEGHALAYA) SCALE 1: 1,050,000			
Animal Sciences Poultry	All stages	Coccidiosis	<ul style="list-style-type: none"> Protect poultry houses from extreme wind by covering with polythene sheets on the sheds. Provide vitamin B complex @ 7ml/litre in drinking water daily in broiler for healthy growth. Litter should be changed periodically and provide clean drinking water and change the water every day. Diseased and dead birds should be immediately removed. Regularly inspect the droppings of the poultry birds for any diseases symptom. Provide plenty of fresh and clean drinking water. Provide coccidiostatic like Amprolium @ 25-65 mg/kg feed once a day as a preventive measure against coccidiosis.



GRAMIN KRISHI MAUSAM SEWA

ICAR Research Complex for NEH Region

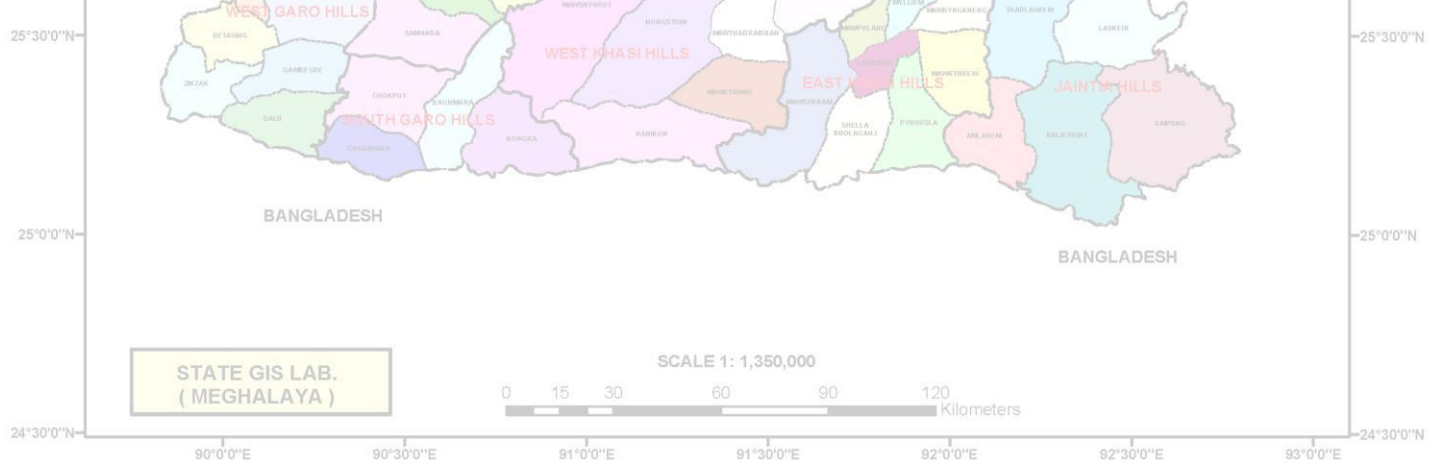
Umroi Road, Umiam – 793 103 Meghalaya



☎: Telephone No. : 0364 2570276 (O) Fax: 0364 2570213/Email: iaasbarapani@yahoo.in

		Ranikhet disease	<ul style="list-style-type: none"> Vaccinate the poultry birds with F1/ Lasota vaccine (1 drop) at the age of 4-7 days old and 35 days old through eye and nostril.
Piggery	All stages		<ul style="list-style-type: none"> Vaccinate all newly born piglets against swine fever at the age of 3 months followed by annual booster dose. In epidemic areas, vaccinate 6 months old pigs with FMD vaccine once in a year. Iron supplementation in piglet to prevent from piglet anaemia during 1st week of age.
		Skin infection	<ul style="list-style-type: none"> Provide Ivermectin (Injection) @ 10mg/33kg body wt.
Cattle & Buffaloes	6-9 months calves	Brucellosis	<ul style="list-style-type: none"> Vaccinate 6-9 months old calves with <i>Brucella abortus</i> cotton strain-19 @ 5ml subcutaneous on the neck
		Foot & Mouth Disease, Haemorrhagic Septicaemia, Black Quarter	<ul style="list-style-type: none"> Undertake regular immunization of cattle & buffaloes against Foot & Mouth disease, Haemorrhagic septicaemia & Black Quarter.
Fishery			
Common carp	Fry stage/Advance fry		<p>Fry stocking</p> <ul style="list-style-type: none"> Once Common carp fry attained (5-6cm) it can be harvest and transferred to rearing ponds.
Major Carp/Minor Carp	Brooders		<p>Brood stock maintenance</p> <ul style="list-style-type: none"> Provide sufficient feed to the brooder for proper egg development (Rice bran, mustard oil cake, fish meal, minerals & vitamins). Regular monitoring of PH and dissolved oxygen.

Suggestion: Contact nearby State Agril. Staff or KVK staff for necessary help and suggestion.





Agro Advisory Bulletin – SOUTH WEST KHASI HILLS (Period 20th – 24th May, 2017)

Weather forecast valid up to 24th May, 2017

The possibility of Rainfall is 28.0mm for the next five days. Maximum Temp: 28-30°C, Minimum Temp: 17-19°C, Cloud cover: sky will be mainly cloudy i.e. 4-5 Okta, Maximum RH: 90-93%, Minimum RH: 50-58%, Wind speed: 5-6 Kmph, Wind direction: Eastern.

Weekly cumulative rainfall : 28.0mm

C & RD BLOCK MAP OF MEGHALAYA

90°0'0"E 90°30'0"E 91°0'0"E 91°30'0"E 92°0'0"E 92°30'0"E 93°0'0"E

Agro meteorological Advisories for coming 5 days

- **Make proper drainage in the crop fields**

Main Crop/ Animal /Fisheries	Stage	Pest/Diseases	Agricultural Advisories
Sali/Kharif Rice	ASSAM Nursery/Main field preparation		Nursery preparation <ul style="list-style-type: none"> • Start preparing raised nursery bed of size 10m (length) × 1.25m (width) × 10cm (height) with 30cm wide channel between the two seed beds. Apply cow dung or compost @10-15kg/seed bed plus a starter dose of urea 80g, SSP 225g, MOP 40g per seed bed. Sow HYV's like Shahsarang -1, Lampnah, IR 64, Ranjit, RCPL 1-412, RCPL 1-410, RCPL 1-411 & local varieties like Mendri, Manipuri, etc maintaining a seed rate of 650-1000g/ bed (Nursery area of 500-600 sqm. is sufficient for transplanting of 1ha). • Before sowing seeds should be treated with Mancozeb @ 2.5g/litre or Bavistin 50WP @ 2g/l with water for 24hr to protect the crop from blast, Sheath blight, brown spot, sheath rot, etc. Main field preparation <ul style="list-style-type: none"> • Repair old bunds by maintaining 20-30 cm height in lowland and 15-20 cm in upland. As sufficient moisture is available due to heavy rain in the previous days, farmers should start ploughing of their main field.
Maize High & Mid altitude Region	Emergence/ Knee high stage		<ul style="list-style-type: none"> • Weeding, top dressing of urea @ 44kg/ha for HYV and 33Kg for local varieties followed by earthing up should be done at 30-40 DAG. Mulches like straw, grasses can be provided in between the rows to reduce evaporation loses of moisture.
Bottle Gourd	Emergence/ Plant establishment stage		<ul style="list-style-type: none"> • Mulching with locally available materials like straw, grasses may be done to reduce evaporation loses. • Support of bamboo structure for climbing upward may be raised for proper growth.
Ash Gourd & Pumpkin	Emergence/ Plant establishment stage		<ul style="list-style-type: none"> • Mulching with locally available materials like straw, grasses may be done to reduce evaporation loses. • Support of bamboo structure for climbing upward may be raised for proper growth.



GRAMIN KRISHI MAUSAM SEWA

ICAR Research Complex for NEH Region

Umroi Road, Umiam – 793 103 Meghalaya



☎ Telephone No. : 0364 2570276 (O) Fax: 0364 2570213/Email: iaasbarapani@yahoo.in

Brinjal/Chilli	Plant establishment to vegetative stage		<ul style="list-style-type: none"> Apply urea @108 kg/ha after hand weeding at 30DAT. Provide mulching materials like straw, grasses, etc to reduce evaporation losses.
Ginger/Turmeric	Seed bed preparation/Sowing		<ul style="list-style-type: none"> Select sandy loam type of soil for cultivation. Farmers are advised to make raised bed of size 1m width, 15cm height and of convenient length and channels for draining excess rain water. After field preparation HYV's of ginger/turmeric like Turmeric: Lakadong, RCT-, Megha Turmeric-1; Ginger: Nadia, Poona, Riodegenerio, etc. should be planted. Seed rate- Turmeric: 2000-2500kg/ha. Ginger: 1400-1600 Kg/ha Before sowing treat the seed rhizomes with Indofil M - 45 or Captaf @ 0.3% & plant at a spacing of 25cm x 25-30cm and turmeric at 40-45cm X 25cm. Complete sowing before 20th April. Mulch the sown bed of ginger for soil and water conservation, and also to reduce weed growth. Mulching materials like green leaves, dry grass, paddy straw etc. may be used.
Tomato	Transplanting to early vegetative growth		<ul style="list-style-type: none"> Transplant of seedlings of age 25-30 days old in beds at a spacing of 75x 45cm in the evening & irrigate immediately. Apply 86 kg/ha urea (1/3 N), 375kg SSP & 83kg MOP as basal dose either just before transplanting or 5-10 days after transplanting. Apply the remaining 2/3 N (86 kg/ha urea) at 20 and 45 DAT. Gap filling has to be done at 7th day after transplanting
Spring Potato	Early vegetative stage		<ul style="list-style-type: none"> Earthing up is to be done at 25 days after planting (stolon formation stage). Depending upon the soil moisture status and availability of irrigation facility, farmers are advised to follow the irrigation schedule as follow: 1st irrigation: 25-30 DAS; 2nd irrigation: 60 DAS; 3rd irrigation: 80 DAS
Khasi Mandarin		Powdery Mildew	<ul style="list-style-type: none"> Application of Bordeaux mixture on tree trunk must be completed before the rain occurring. Control of leaf miner by spraying Ekalux (1.5m/l) on new flush. Spray Sulfex E 2.5 g/litre of water during flush. <p>Nutrient application:</p> <ul style="list-style-type: none"> Apply 30kg FYM/Tree 650 g Urea: 1220 g SSP: 450 g MOP/tree.
Animal Sciences			
Poultry	All stages		<ul style="list-style-type: none"> Protect poultry houses from extreme wind by covering with polythene sheets on the sheds. Provide vitamin B complex @ 7ml/litre in drinking water daily in broiler for healthy growth. Litter should be changed periodically and provide clean drinking water and change the water every day. Diseased and dead birds should be immediately



GRAMIN KRISHI MAUSAM SEWA

ICAR Research Complex for NEH Region

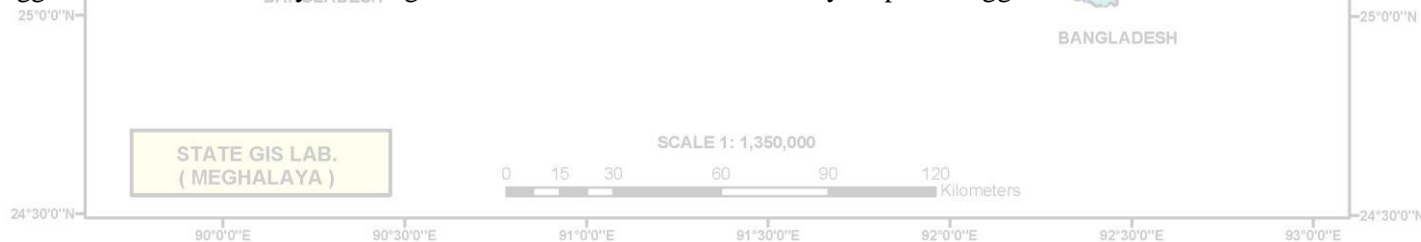
Umroi Road, Umiam – 793 103 Meghalaya



☎ Telephone No. : 0364 2570276 (O) Fax: 0364 2570213/Email: iaasbarapani@yahoo.in

			<ul style="list-style-type: none"> removed. Regularly inspect the droppings of the poultry birds for any diseases symptom.
		Coccidiosis	<ul style="list-style-type: none"> Provide plenty of fresh and clean drinking water. Provide coccidiostatic like Amprolium @ 25-65 mg/kg feed once a day as a preventive measure against coccidiosis.
		Ranikhet disease	<ul style="list-style-type: none"> Vaccinate the poultry birds with F1/ Lasota vaccine (1 drop) at the age of 4-7 days old and 35 days old through eye and nostril.
Piggery	All stages		<ul style="list-style-type: none"> Vaccinate all newly born piglets against swine fever at the age of 3 months followed by annual booster dose. In epidemic areas, vaccinate 6 months old pigs with FMD vaccine once in a year. Iron supplementation in piglet to prevent from piglet anaemia during 1st week of age.
Cattle & Buffaloes	6-9 months calves	Brucellosis	<ul style="list-style-type: none"> Provide Ivermectin (Injection) @ 10mg/33kg body wt. Vaccinate 6-9 months old calves with <i>Brucella abortus</i> cotton strain-19 @ 5ml subcutaneous on the neck
		Foot & Mouth Disease, Haemorrhagic Septicaemia, Black Quarter	<ul style="list-style-type: none"> Undertake regular immunization of cattle & buffaloes against Foot & Mouth disease, Haemorrhagic septicaemia & Black Quarter.
Fishery			
Common carp	Fry stage/Advance fry		<p>Fry stocking</p> <ul style="list-style-type: none"> Once Common carp fry attained (5-6cm) it can be harvest and transferred to rearing ponds.
Major Carp/Minor Carp	Brooders		<p>Brood stock maintenance</p> <ul style="list-style-type: none"> Provide sufficient feed to the brooder for proper egg development (Rice bran, mustard oil cake, fish meal, minerals & vitamins). Regular monitoring of PH and dissolved oxygen.

Suggestion: Contact nearby State Agril. Staff or KVK staff for necessary help and suggestion.





Agro Advisory Bulletin – WEST GARO HILLS
(Period 20th – 24th May, 2017)

Weather forecast valid up to 24th May, 2017

The possibility of Rainfall is 38.0mm for the next five days. Maximum Temp: 29-31°C, Minimum Temp: 19-21°C, Cloud cover: sky will be mainly cloudy i.e. 4-5 Okta, Maximum RH: 95-96%, Minimum RH: 54-64%, Wind speed: 6-7 Kmph, Wind direction: Eastern.

Weekly cumulative rainfall : 38.0mm

C & RD BLOCK MAP OF MEGHALAYA

Agro meteorological Advisories for coming 5 days			
Main Crop/ Animal /Fisheries	ASS Stage	Pest/Diseases	Agricultural Advisories
Sali/Kharif Rice	Nursery/Main field preparation		<p><u>Nursery preparation</u></p> <ul style="list-style-type: none"> Start preparing raised nursery bed of size 10m (length) × 1.25m (width) × 10cm (height) with 30cm wide channel between the two seed beds. Apply cow dung or compost @ 10-15kg/seed bed plus a starter dose of urea 80g, SSP 225g, MOP 40g per seed bed. Sow HYV's like Shahsarang -1, Lampnah, IR 64, Ranjit, RCPL 1-412, RCPL 1-410, RCPL 1-411 & local varieties like Mendri, Manipuri, etc maintaining a seed rate of 650-1000g/ bed (Nursery area of 500-600 sqm. is sufficient for transplanting of 1ha). Before sowing seeds should be treated with Mancozeb @ 2.5g/litre or Bavistin 50WP @ 2g/l with water for 24hr to protect the crop from blast, Sheath blight, brown spot, sheath rot, etc. <p><u>Main field preparation</u></p> <ul style="list-style-type: none"> Repair old bunds by maintaining 20-30 cm height in lowland and 15-20 cm in upland. As sufficient moisture is available due to heavy rain in the previous days, farmers should start ploughing of their main field.
Maize High & Mid altitude Region	Emergence/ Knee high stage		<ul style="list-style-type: none"> Weeding, top dressing of urea @ 44kg/ha for HYV and 33Kg for local varieties followed by earthing up should be done at 30-40 DAG. Mulches like straw, grasses can be provided in between the rows to reduce evaporation loses of moisture.
Bottle Gourd	Emergence/ Plant establishment stage		<ul style="list-style-type: none"> Mulching with locally available materials like straw, grasses may be done to reduce evaporation loses. Support of bamboo structure for climbing upward may be raised for proper growth.
Ash Gourd & Pumpkin	Emergence/ Plant establishment stage		<ul style="list-style-type: none"> Mulching with locally available materials like straw, grasses may be done to reduce evaporation loses. Support of bamboo structure for climbing upward may



GRAMIN KRISHI MAUSAM SEWA
ICAR Research Complex for NEH Region
Umroi Road, Umiam – 793 103 Meghalaya



☎ Telephone No. : 0364 2570276 (O) Fax: 0364 2570213/Email: iaasbarapani@yahoo.in

<p>Brinjal/Chilli</p>	<p>Plant establishment to vegetative stage</p>		<p>be raised for proper growth.</p> <ul style="list-style-type: none"> Apply urea @108 kg/ha after hand weeding at 30DAT. Provide mulching materials like straw, grasses, etc to reduce evaporation loses.
<p>Ginger/Turmeric</p>	<p>Seed bed preparation/Sowing</p>	<p align="center">C & RD BLOCK MAP OF MEGHALAYA</p>	<ul style="list-style-type: none"> Select sandy loam type of soil for cultivation. Farmers are advised to make raised bed of size 1m width, 15cm height and of convenient length and channels for draining excess rain water. After field preparation HYV's of ginger/turmeric like Turmeric: Lakadong, RCT-, Megha Turmeric-1; Ginger: Nadia, Poona, Riodegenerio, etc. should be planted. Seed rate- Turmeric: 2000-2500kg/ha. Ginger: 1400-1600 Kg/ha Before sowing treat the seed rhizomes with Indofil M - 45 or Captaf @ 0.3% & plant at a spacing of 25cm x 25-30cm and turmeric at 40-45cm X 25cm. Complete sowing before 20th April. Mulch the sown bed of ginger for soil and water conservation, and also to reduce weed growth. Mulching materials like green leaves, dry grass, paddy straw etc. may be used.
<p>Tomato</p>	<p>Transplanting to early vegetative growth</p>		<ul style="list-style-type: none"> Transplant of seedlings of age 25-30 days old in beds at a spacing of 75x 45cm in the evening & irrigate immediately. Apply 86 kg/ha urea (1/3 N), 375kg SSP & 83kg MOP as basal dose either just before transplanting or 5-10 days after transplanting. Apply the remaining 2/3 N (86 kg/ha urea) at 20 and 45 DAT. Gap filling has to be done at 7th day after transplanting
<p>Khasi Mandarin</p>		<p align="center">Powdery Mildew</p>	<ul style="list-style-type: none"> Application of Bordeaux mixture on tree trunk must be completed before the rain occurring. Control of leaf miner by spraying Ekalux (1.5m/l) on new flush. Spray Sulfex E 2.5 g/litre of water during flush. <p>Nutrient application:</p> <ul style="list-style-type: none"> Apply 30kg FYM/Tree 650 g Urea: 1220 g SSP: 450 g MOP/tree.
<p>Animal Sciences STATE GIS LAB. (MEGHALAYA) SCALE 1: 1,050,000</p>			
<p>Poultry</p>	<p>All stages</p>	<p align="center">Coccidiosis</p>	<ul style="list-style-type: none"> Protect poultry houses from extreme wind by covering with polythene sheets on the sheds. Provide vitamin B complex @ 7ml/litre in drinking water daily in broiler for healthy growth. Litter should be changed periodically and provide clean drinking water and change the water every day. Diseased and dead birds should be immediately removed. Regularly inspect the droppings of the poultry birds for any diseases symptom. Provide plenty of fresh and clean drinking water. Provide coccidiostatic like Amprolium @ 25-65 mg/kg feed once a day as a preventive measure against coccidiosis.



GRAMIN KRISHI MAUSAM SEWA

ICAR Research Complex for NEH Region

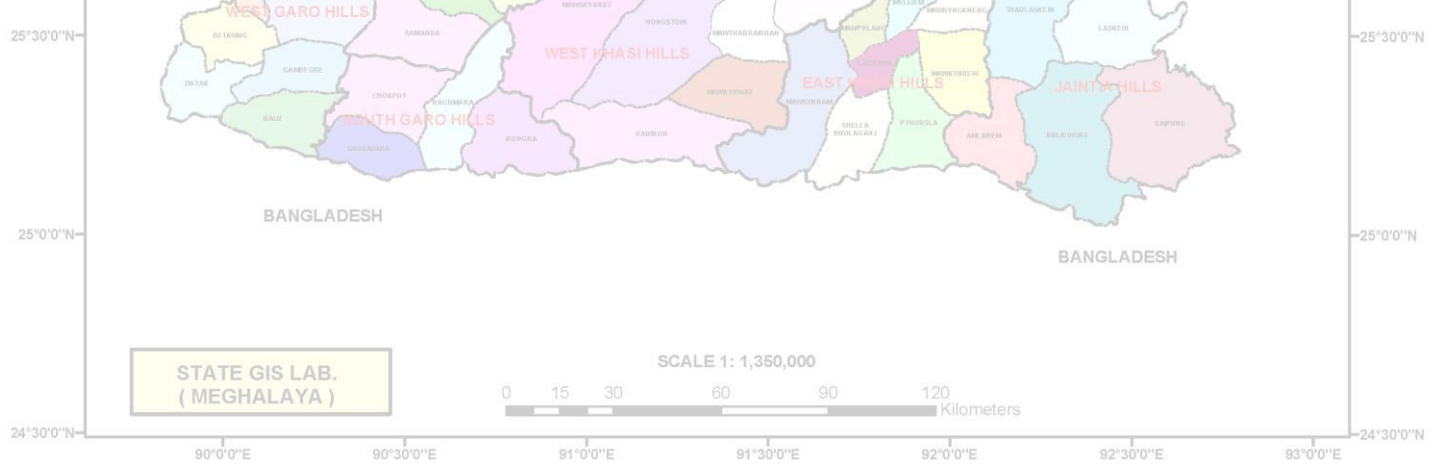
Umroi Road, Umiam – 793 103 Meghalaya



☎: Telephone No. : 0364 2570276 (O) Fax: 0364 2570213/Email: iaasbarapani@yahoo.in

		Ranikhet disease	<ul style="list-style-type: none"> Vaccinate the poultry birds with F1/ Lasota vaccine (1 drop) at the age of 4-7 days old and 35 days old through eye and nostril.
Piggery	All stages		<ul style="list-style-type: none"> Vaccinate all newly born piglets against swine fever at the age of 3 months followed by annual booster dose. In epidemic areas, vaccinate 6 months old pigs with FMD vaccine once in a year. Iron supplementation in piglet to prevent from piglet anaemia during 1st week of age.
		Skin infection	<ul style="list-style-type: none"> Provide Ivermectin (Injection) @ 10mg/33kg body wt.
Cattle & Buffaloes	6-9 months calves	Brucellosis	<ul style="list-style-type: none"> Vaccinate 6-9 months old calves with <i>Brucella abortus</i> cotton strain-19 @ 5ml subcutaneous on the neck
		Foot & Mouth Disease, Haemorrhagic Septicaemia, Black Quarter	<ul style="list-style-type: none"> Undertake regular immunization of cattle & buffaloes against Foot & Mouth disease, Haemorrhagic septicaemia & Black Quarter.
Fishery			
Common carp	Fry stage/Advance fry		<p>Fry stocking</p> <ul style="list-style-type: none"> Once Common carp fry attained (5-6cm) it can be harvest and transferred to rearing ponds.
Major Carp/Minor Carp	Brooders		<p>Brood stock maintenance</p> <ul style="list-style-type: none"> Provide sufficient feed to the brooder for proper egg development (Rice bran, mustard oil cake, fish meal, minerals & vitamins). Regular monitoring of PH and dissolved oxygen.

Suggestion: Contact nearby State Agril. Staff or KVK staff for necessary help and suggestion.





Agro Advisory Bulletin – WEST JAINTIA HILLS
(Period 20th – 24th May, 2017)

Weather forecast valid up to 24th May, 2017

The possibility of Rainfall is 23.0mm for the next five days. Maximum Temp: 28-30°C, Minimum Temp: 17-19°C, Cloud cover: sky will be mainly cloudy i.e. 2-3 Okta, Maximum RH: 90-92%, Minimum RH: 41-47%, Wind speed: 2-3 Kmph, Wind direction: Eastern.

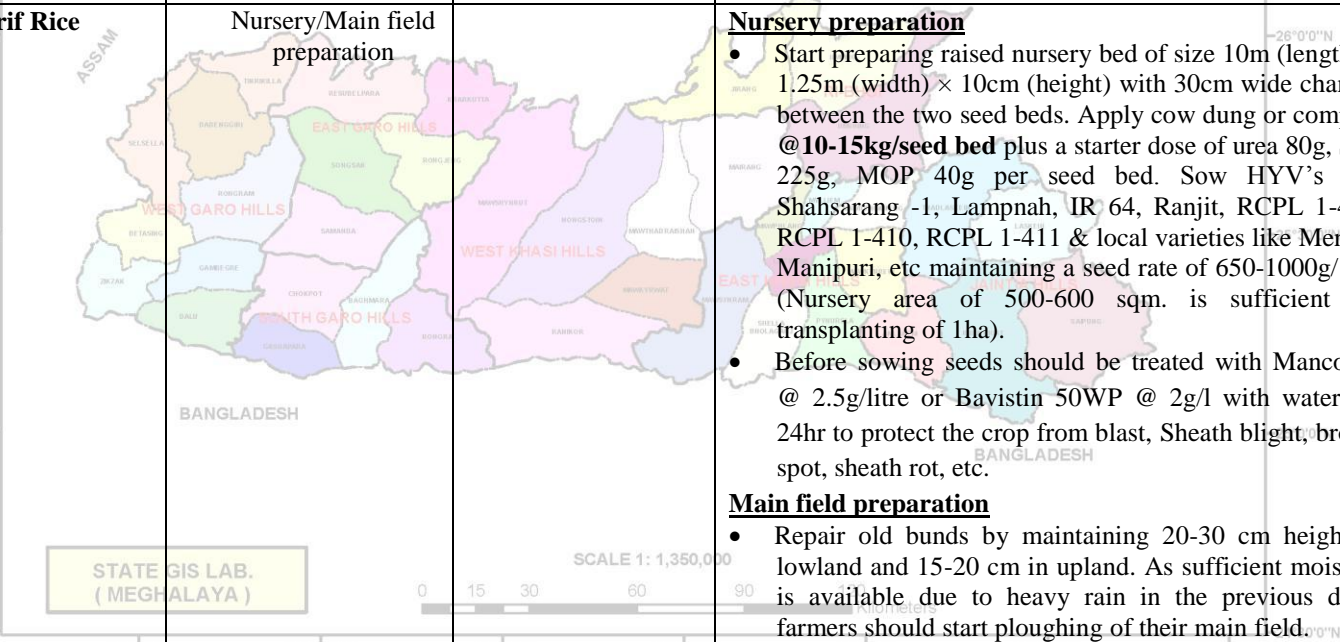
Weekly cumulative rainfall : 23.0mm

C & RD BLOCK MAP OF MEGHALAYA

90°0'0"E 90°30'0"E 91°0'0"E 91°30'0"E 92°0'0"E 92°30'0"E 93°0'0"E

Agro meteorological Advisories for coming 5 days

- **Make proper drainage in the crop fields**

Main Crop/ Animal /Fisheries	Stage	Pest/Diseases	Agricultural Advisories
<p>Sali/Kharif Rice</p> 	<p>Nursery/Main field preparation</p>		<p><u>Nursery preparation</u></p> <ul style="list-style-type: none"> • Start preparing raised nursery bed of size 10m (length) × 1.25m (width) × 10cm (height) with 30cm wide channel between the two seed beds. Apply cow dung or compost @10-15kg/seed bed plus a starter dose of urea 80g, SSP 225g, MOP 40g per seed bed. Sow HYV's like Shahsarang -1, Lampnah, IR 64, Ranjit, RCPL 1-412, RCPL 1-410, RCPL 1-411 & local varieties like Mendri, Manipuri, etc maintaining a seed rate of 650-1000g/ bed (Nursery area of 500-600 sqm. is sufficient for transplanting of 1ha). • Before sowing seeds should be treated with Mancozeb @ 2.5g/litre or Bavistin 50WP @ 2g/l with water for 24hr to protect the crop from blast, Sheath blight, brown spot, sheath rot, etc. <p><u>Main field preparation</u></p> <ul style="list-style-type: none"> • Repair old bunds by maintaining 20-30 cm height in lowland and 15-20 cm in upland. As sufficient moisture is available due to heavy rain in the previous days, farmers should start ploughing of their main field.
<p>Maize High & Mid altitude Region</p>	<p>Emergence/ Knee high stage</p>		<ul style="list-style-type: none"> • Weeding, top dressing of urea @ 44kg/ha for HYV and 33Kg for local varieties followed by earthing up should be done at 30-40 DAG. Mulches like straw, grasses can be provided in between the rows to reduce evaporation loses of moisture.
<p>Bottle Gourd</p>	<p>Emergence/ Plant establishment stage</p>		<ul style="list-style-type: none"> • Mulching with locally available materials like straw, grasses may be done to reduce evaporation loses. • Support of bamboo structure for climbing upward may be raised for proper growth.
<p>Ash Gourd & Pumpkin</p>	<p>Emergence/ Plant establishment stage</p>		<ul style="list-style-type: none"> • Mulching with locally available materials like straw, grasses may be done to reduce evaporation loses. • Support of bamboo structure for climbing upward may be raised for proper growth.



GRAMIN KRISHI MAUSAM SEWA

ICAR Research Complex for NEH Region

Umroi Road, Umiam – 793 103 Meghalaya



☎ Telephone No. : 0364 2570276 (O) Fax: 0364 2570213/Email: iaasbarapani@yahoo.in

Brinjal/Chilli	Plant establishment to vegetative stage		<ul style="list-style-type: none"> Apply urea @108 kg/ha after hand weeding at 30DAT. Provide mulching materials like straw, grasses, etc to reduce evaporation losses.
Ginger/Turmeric	Seed bed preparation/Sowing		<ul style="list-style-type: none"> Select sandy loam type of soil for cultivation. Farmers are advised to make raised bed of size 1m width, 15cm height and of convenient length and channels for draining excess rain water. After field preparation HYV's of ginger/turmeric like Turmeric: Lakadong, RCT-, Megha Turmeric-1; Ginger: Nadia, Poona, Riodegenerio, etc. should be planted. Seed rate- Turmeric: 2000-2500kg/ha. Ginger: 1400-1600 Kg/ha Before sowing treat the seed rhizomes with Indofil M - 45 or Captaf @ 0.3% & plant at a spacing of 25cm x 25-30cm and turmeric at 40-45cm X 25cm. Complete sowing before 20th April. Mulch the sown bed of ginger for soil and water conservation, and also to reduce weed growth. Mulching materials like green leaves, dry grass, paddy straw etc. may be used.
Tomato	Transplanting to early vegetative growth		<ul style="list-style-type: none"> Transplant of seedlings of age 25-30 days old in beds at a spacing of 75x 45cm in the evening & irrigate immediately. Apply 86 kg/ha urea (1/3 N), 375kg SSP & 83kg MOP as basal dose either just before transplanting or 5-10 days after transplanting. Apply the remaining 2/3 N (86 kg/ha urea) at 20 and 45 DAT. Gap filling has to be done at 7th day after transplanting
Spring Potato	Early vegetative stage		<ul style="list-style-type: none"> Earthing up is to be done at 25 days after planting (stolon formation stage). Depending upon the soil moisture status and availability of irrigation facility, farmers are advised to follow the irrigation schedule as follow: 1st irrigation: 25-30 DAS; 2nd irrigation: 60 DAS; 3rd irrigation: 80 DAS
Khasi Mandarin		Powdery Mildew	<ul style="list-style-type: none"> Application of Bordeaux mixture on tree trunk must be completed before the rain occurring. Control of leaf miner by spraying Ekalux (1.5m/l) on new flush. Spray Sulfex E 2.5 g/litre of water during flush. <p>Nutrient application:</p> <ul style="list-style-type: none"> Apply 30kg FYM/Tree 650 g Urea: 1220 g SSP: 450 g MOP/tree.
Animal Sciences			
Poultry	All stages		<ul style="list-style-type: none"> Protect poultry houses from extreme wind by covering with polythene sheets on the sheds. Provide vitamin B complex @ 7ml/litre in drinking water daily in broiler for healthy growth. Litter should be changed periodically and provide clean drinking water and change the water every day. Diseased and dead birds should be immediately



GRAMIN KRISHI MAUSAM SEWA

ICAR Research Complex for NEH Region

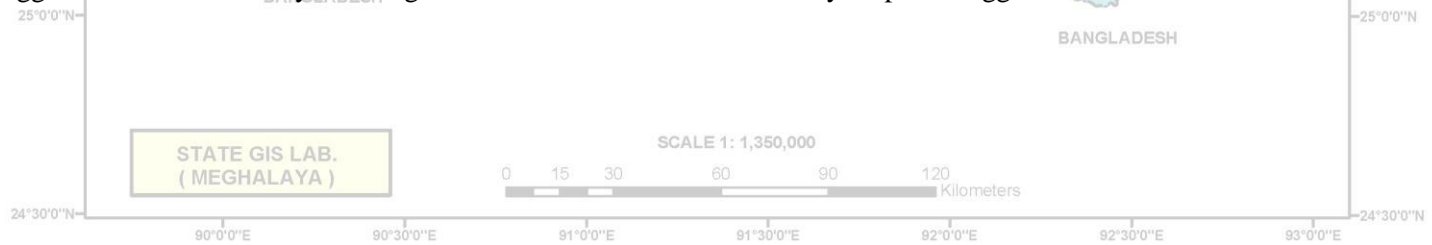
Umroi Road, Umiam – 793 103 Meghalaya



☎ Telephone No. : 0364 2570276 (O) Fax: 0364 2570213/Email: iaasbarapani@yahoo.in

			<ul style="list-style-type: none"> removed. Regularly inspect the droppings of the poultry birds for any diseases symptom.
		Coccidiosis	<ul style="list-style-type: none"> Provide plenty of fresh and clean drinking water. Provide coccidiostatic like Amprolium @ 25-65 mg/kg feed once a day as a preventive measure against coccidiosis.
		Ranikhet disease	<ul style="list-style-type: none"> Vaccinate the poultry birds with F1/ Lasota vaccine (1 drop) at the age of 4-7 days old and 35 days old through eye and nostril.
Piggery	All stages		<ul style="list-style-type: none"> Vaccinate all newly born piglets against swine fever at the age of 3 months followed by annual booster dose. In epidemic areas, vaccinate 6 months old pigs with FMD vaccine once in a year. Iron supplementation in piglet to prevent from piglet anaemia during 1st week of age.
Cattle & Buffaloes	6-9 months calves	Brucellosis	<ul style="list-style-type: none"> Vaccinate 6-9 months old calves with <i>Brucella abortus</i> cotton strain-19 @ 5ml subcutaneous on the neck
		Foot & Mouth Disease, Haemorrhagic Septicaemia, Black Quarter	<ul style="list-style-type: none"> Undertake regular immunization of cattle & buffaloes against Foot & Mouth disease, Haemorrhagic septicaemia & Black Quarter.
Fishery			
Common carp	Fry stage/Advance fry		<p style="text-align: center;">Fry stocking</p> <ul style="list-style-type: none"> Once Common carp fry attained (5-6cm) it can be harvest and transferred to rearing ponds.
Major Carp/Minor Carp	Brooders		<p style="text-align: center;">Brood stock maintenance</p> <ul style="list-style-type: none"> Provide sufficient feed to the brooder for proper egg development (Rice bran, mustard oil cake, fish meal, minerals & vitamins). Regular monitoring of PH and dissolved oxygen.

Suggestion: Contact nearby State Agril. Staff or KVK staff for necessary help and suggestion.





Agro Advisory Bulletin – WEST KHASI HILLS
(Period 20th – 24th May, 2017)

Weather forecast valid up to 24th May, 2017

The possibility of Rainfall is 35.0mm for the next five days. Maximum Temp: 27-30°C, Minimum Temp: 17-18°C, Cloud cover: sky will be mainly cloudy i.e. 3-5 Okta, Maximum RH: 91-93%, Minimum RH: 45-48%, Wind speed: 3-4 Kmph, Wind direction: Eastern.

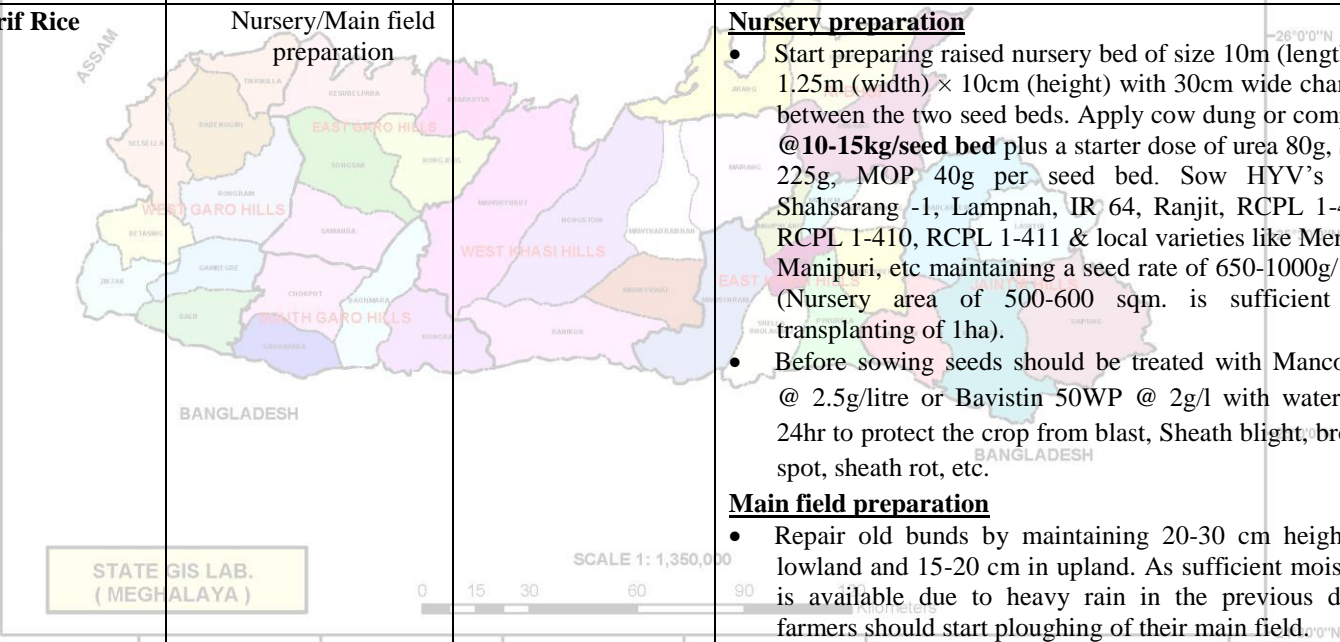
Weekly cumulative rainfall : 35.0mm

C & RD BLOCK MAP OF MEGHALAYA

90°0'0"E 90°30'0"E 91°0'0"E 91°30'0"E 92°0'0"E 92°30'0"E 93°0'0"E

Agro meteorological Advisories for coming 5 days

- **Make proper drainage in the crop fields**

Main Crop/ Animal /Fisheries	Stage	Pest/Diseases	Agricultural Advisories
<p>Sali/Kharif Rice</p> 	<p>Nursery/Main field preparation</p>		<p><u>Nursery preparation</u></p> <ul style="list-style-type: none"> • Start preparing raised nursery bed of size 10m (length) × 1.25m (width) × 10cm (height) with 30cm wide channel between the two seed beds. Apply cow dung or compost @10-15kg/seed bed plus a starter dose of urea 80g, SSP 225g, MOP 40g per seed bed. Sow HYV's like Shahsarang -1, Lampnah, IR 64, Ranjit, RCPL 1-412, RCPL 1-410, RCPL 1-411 & local varieties like Mendri, Manipuri, etc maintaining a seed rate of 650-1000g/ bed (Nursery area of 500-600 sqm. is sufficient for transplanting of 1ha). • Before sowing seeds should be treated with Mancozeb @ 2.5g/litre or Bavistin 50WP @ 2g/l with water for 24hr to protect the crop from blast, Sheath blight, brown spot, sheath rot, etc. <p><u>Main field preparation</u></p> <ul style="list-style-type: none"> • Repair old bunds by maintaining 20-30 cm height in lowland and 15-20 cm in upland. As sufficient moisture is available due to heavy rain in the previous days, farmers should start ploughing of their main field.
<p>Maize High & Mid altitude Region</p>	<p>Emergence/ Knee high stage</p>		<ul style="list-style-type: none"> • Weeding, top dressing of urea @ 44kg/ha for HYV and 33Kg for local varieties followed by earthing up should be done at 30-40 DAG. Mulches like straw, grasses can be provided in between the rows to reduce evaporation loses of moisture.
<p>Bottle Gourd</p>	<p>Emergence/ Plant establishment stage</p>		<ul style="list-style-type: none"> • Mulching with locally available materials like straw, grasses may be done to reduce evaporation loses. • Support of bamboo structure for climbing upward may be raised for proper growth.
<p>Ash Gourd & Pumpkin</p>	<p>Emergence/ Plant establishment stage</p>		<ul style="list-style-type: none"> • Mulching with locally available materials like straw, grasses may be done to reduce evaporation loses. • Support of bamboo structure for climbing upward may be raised for proper growth.



GRAMIN KRISHI MAUSAM SEWA

ICAR Research Complex for NEH Region

Umroi Road, Umiam – 793 103 Meghalaya



☎ Telephone No. : 0364 2570276 (O) Fax: 0364 2570213/Email: iaasbarapani@yahoo.in

Brinjal/Chilli	Plant establishment to vegetative stage		<ul style="list-style-type: none"> Apply urea @108 kg/ha after hand weeding at 30DAT. Provide mulching materials like straw, grasses, etc to reduce evaporation losses.
Ginger/Turmeric	Seed bed preparation/Sowing		<ul style="list-style-type: none"> Select sandy loam type of soil for cultivation. Farmers are advised to make raised bed of size 1m width, 15cm height and of convenient length and channels for draining excess rain water. After field preparation HYV's of ginger/turmeric like Turmeric: Lakadong, RCT-, Megha Turmeric-1; Ginger: Nadia, Poona, Riodegenerio, etc. should be planted. Seed rate- Turmeric: 2000-2500kg/ha. Ginger: 1400-1600 Kg/ha Before sowing treat the seed rhizomes with Indofil M - 45 or Captaf @ 0.3% & plant at a spacing of 25cm x 25-30cm and turmeric at 40-45cm X 25cm. Complete sowing before 20th April. Mulch the sown bed of ginger for soil and water conservation, and also to reduce weed growth. Mulching materials like green leaves, dry grass, paddy straw etc. may be used.
Tomato	Transplanting to early vegetative growth		<ul style="list-style-type: none"> Transplant of seedlings of age 25-30 days old in beds at a spacing of 75x 45cm in the evening & irrigate immediately. Apply 86 kg/ha urea (1/3 N), 375kg SSP & 83kg MOP as basal dose either just before transplanting or 5-10 days after transplanting. Apply the remaining 2/3 N (86 kg/ha urea) at 20 and 45 DAT. Gap filling has to be done at 7th day after transplanting
Spring Potato	Early vegetative stage		<ul style="list-style-type: none"> Earthing up is to be done at 25 days after planting (stolon formation stage). Depending upon the soil moisture status and availability of irrigation facility, farmers are advised to follow the irrigation schedule as follow: 1st irrigation: 25-30 DAS; 2nd irrigation: 60 DAS; 3rd irrigation: 80 DAS
Khasi Mandarin		Powdery Mildew	<ul style="list-style-type: none"> Application of Bordeaux mixture on tree trunk must be completed before the rain occurring. Control of leaf miner by spraying Ekalux (1.5ml) on new flush. Spray Sulfex E 2.5 g/litre of water during flush. <p>Nutrient application:</p> <ul style="list-style-type: none"> Apply 30kg FYM/Tree 650 g Urea: 1220 g SSP: 450 g MOP/tree.
Animal Sciences			
Poultry	All stages		<ul style="list-style-type: none"> Protect poultry houses from extreme wind by covering with polythene sheets on the sheds. Provide vitamin B complex @ 7ml/litre in drinking water daily in broiler for healthy growth. Litter should be changed periodically and provide clean drinking water and change the water every day. Diseased and dead birds should be immediately



GRAMIN KRISHI MAUSAM SEWA

ICAR Research Complex for NEH Region

Umroi Road, Umiam – 793 103 Meghalaya



☎ Telephone No. : 0364 2570276 (O) Fax: 0364 2570213/Email: iaasbarapani@yahoo.in

			<ul style="list-style-type: none"> removed. Regularly inspect the droppings of the poultry birds for any diseases symptom.
		Coccidiosis	<ul style="list-style-type: none"> Provide plenty of fresh and clean drinking water. Provide coccidiostatic like Amprolium @ 25-65 mg/kg feed once a day as a preventive measure against coccidiosis.
		Ranikhet disease	<ul style="list-style-type: none"> Vaccinate the poultry birds with F1/ Lasota vaccine (1 drop) at the age of 4-7 days old and 35 days old through eye and nostril.
Piggery	All stages		<ul style="list-style-type: none"> Vaccinate all newly born piglets against swine fever at the age of 3 months followed by annual booster dose. In epidemic areas, vaccinate 6 months old pigs with FMD vaccine once in a year. Iron supplementation in piglet to prevent from piglet anaemia during 1st week of age.
Cattle & Buffaloes	6-9 months calves	Brucellosis	<ul style="list-style-type: none"> Provide Ivermectin (Injection) @ 10mg/33kg body wt. Vaccinate 6-9 months old calves with <i>Brucella abortus</i> cotton strain-19 @ 5ml subcutaneous on the neck
		Foot & Mouth Disease, Haemorrhagic Septicaemia, Black Quarter	<ul style="list-style-type: none"> Undertake regular immunization of cattle & buffaloes against Foot & Mouth disease, Haemorrhagic septicaemia & Black Quarter.
Fishery			
Common carp	Fry stage/Advance fry		<p>Fry stocking</p> <ul style="list-style-type: none"> Once Common carp fry attained (5-6cm) it can be harvest and transferred to rearing ponds.
Major Carp/Minor Carp	Brooders		<p>Brood stock maintenance</p> <ul style="list-style-type: none"> Provide sufficient feed to the brooder for proper egg development (Rice bran, mustard oil cake, fish meal, minerals & vitamins). Regular monitoring of PH and dissolved oxygen.

Suggestion: Contact nearby State Agril. Staff or KVK staff for necessary help and suggestion.

