



Agro Advisory Bulletin – EAST KHASI HILLS
(Period 14th – 18th April, 2017)

Weather forecast valid up to 18th April, 2017

The possibility of Rainfall is 0.0mm for the next five days. Maximum Temp: 25-26°C, Minimum Temp: 14-15°C, Cloud cover: sky will be mainly clear i.e. 0-2 Okta, Maximum RH: 57-73%, Minimum RH: 24-28%, Wind speed: 2-4 Kmph, Wind direction: East-Southwest.

Weekly cumulative rainfall : 0.0mm

C & RD BLOCK MAP OF MEGHALAYA




Agro meteorological Advisories for coming 5 days			
Main Crop/ Animal /Fisheries	Stage	Pest/Diseases	Agricultural Advisories
Maize High & Mid altitude Region	Land preparation & Sowing		<ul style="list-style-type: none"> Collect HYVs like Vijay Composite, DA 61A, RCM 75, 76, Vivek Hybrid 25, Vivek QPM-1, etc and keep ready for sowing. Ploughed 2-3 times to obtain a fine tilth. Furrow of 8-10cm should be made every 60 cm apart. Keep a channel of 25cm width × 15cm depth spaced at 8 m distance for draining out of excess rain. Incorporate organic manures like FYM @ 5t/ha in the field 20-30 days before sowing during ploughing. Apply N:P:K @ 80:60:40 Kg/Ha. Undertake seed treatment with Carbendazim 50% WP @ 2g/ kg or Captan 50% WP @ 2.5g/Kg of seed before sowing to protect from diseases. Sow 2 seeds per hill at a spacing of 60×30 cm followed by thinning at 10 days after germination & retaining one seedling per hill.
Bottle Gourd	Sowing		<ul style="list-style-type: none"> Prepare pits of size 60cm x 60cm x 60cm for sowing of bottle gourd & apply 15-20kgs well rotten FYM in each pit. Sow 2-3 seeds of bottle gourd varieties like Pusa Summer, Prolific Long, Prolific Round, Pusa Meghdoot, Pusa Hybrid 2, etc to be planted in each pit. Mulching with locally available materials like straw, grasses may be done to reduce evaporation losses.
Ash Gourd & Pumpkin	Sowing		<ul style="list-style-type: none"> Ash gourd & Pumpkin to be planted at plant to plant 3m and row to row 1.5m spacing. Apply 15-20kgs FYM/pit of size 60cm x 60cm. Sowing of 2-3 seed in each pit.
Brinjal/Chilli	Nursery preparation		Nursery bed preparation <ul style="list-style-type: none"> Prepare raised bed & apply FYM @ 4 kg/m². Make rows of 10 cm distance along the width of the bed with the help of bamboo stick. Sow the seeds at 1-2 cm deep in the line & covered with sieved FYM, sand and soil mixture. Covered the bed with dry grass/paddy straw or polythene for 3-5 days to induce early germination of seeds. Irrigate the bed every day. Removed the mulch



GRAMIN KRISHI MAUSAM SEWA
ICAR Research Complex for NEH Region
Umroi Road, Umiam – 793 103 Meghalaya



☎: Telephone No. : 0364 2570276 (O) Fax: 0364 2570213/Email: iaasbarapani@yahoo.in

			<p>material as soon as sprouts occurs. Seedlings of 30-35 days old can be transplanted in the main filed.</p> <ul style="list-style-type: none"> • Recommended varieties: Chilli – Pusa jwala & Local Brinjal – Arka Nidhi, Singh Nath, Bhola Nath & local • Recommended seed rate Brinjal : 500 g / ha Chilli : 500-1000 g / ha • Seed treatment Treat the seeds with Trichoderma viride @ 4 g / kg or Pseudomonas fluorescens @ 10 g / kg of seed or Azospirillum @ 40 g / 400 g of seeds using rice gruel as adhesive.
<p>Ginger/Turmeric</p> 	<p>Seed bed preparation/Sowing</p>		<ul style="list-style-type: none"> • Select sandy loam type of soil for cultivation. Farmers are advised to make raised bed of size 1m width, 15cm height and of convenient length and channels for draining excess rain water. • After field preparation HYV's of ginger/turmeric like Turmeric: Lakadong, RCT-, Megha Turmeric-1; Ginger: Nadia, Poona, Riodegenerio, etc. should be planted. • Seed rate- Turmeric: 2000-2500kg/ha. Ginger: 1400-1600 Kg/ha • Before sowing treat the seed rhizomes with Indofil M - 45 or Captaf @ 0.3% & plant at a spacing of 25cm x 25-30cm and turmeric at 40-45cm X 25cm. • Complete sowing before 20th April.
<p>Tomato</p> 	<p>Transplanting to early vegetative growth</p>		<ul style="list-style-type: none"> • Transplant seedlings of age 25-30 days old in beds at a spacing of 75x 45cm in the evening & irrigate immediately. • Apply 86 kg/ha urea (1/3 N), 375kg SSP & 83kg MOP as basal dose either just before transplanting or 5-10 days after transplanting. Apply the remaining 2/3 N (86 kg/ha urea) at 20 and 45 DAT. • Gap filling has to be done at 7th day after transplanting
<p>Spring Potato</p> 	<p>Early vegetative stage</p>		<ul style="list-style-type: none"> • Earthing up is to be done at 25 days after planting (stolon formation stage). Depending upon the soil moisture status and availability of irrigation facility, farmers are advised to follow the irrigation schedule as follow: 1st irrigation: 25-30 DAS; 2nd irrigation: 60 DAS; 3rd irrigation: 80 DAS
<p>Khasi Mandarin</p>		<p>Powdery Mildew</p>	<ul style="list-style-type: none"> • Spray Sulfex E 2.5 g/litre of water during flush. • Nutrient application: • Apply 30kg FYM/Tree • 650 g Urea: 1220 g SSP: 450 g MOP/tree.
<p>Animal Sciences</p>			
<p>Poultry</p>	<p>All stages</p>		<ul style="list-style-type: none"> • Protect poultry houses from extreme wind by covering with polythene sheets on the sheds. • Provide vitamin B complex @ 7ml/litre in drinking water daily in broiler for healthy growth.



GRAMIN KRISHI MAUSAM SEWA

ICAR Research Complex for NEH Region

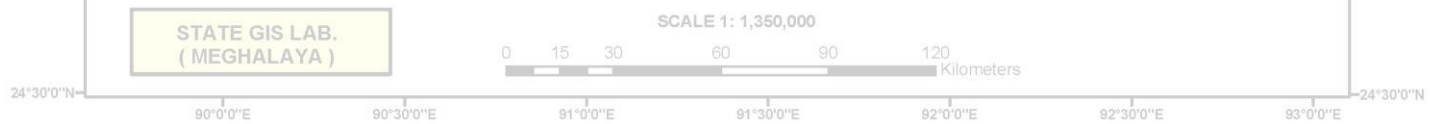
Umroi Road, Umiam – 793 103 Meghalaya



☎: Telephone No. : 0364 2570276 (O) Fax: 0364 2570213/Email: iaasbarapani@yahoo.in

			<ul style="list-style-type: none"> Litter should be changed periodically and provide clean drinking water and change the water every day. Diseased and dead birds should be immediately removed. Regularly inspect the droppings of the poultry birds for any diseases symptom.
		Coccidiosis	<ul style="list-style-type: none"> Provide plenty of fresh and clean drinking water. Provide coccidiostatic like Amprolium @ 25-65 mg/kg feed once a day as a preventive measure against coccidiosis.
		Ranikhet disease	<ul style="list-style-type: none"> Vaccinate the poultry birds with F1/ Lasota vaccine (1 drop) at the age of 4-7 days old and 35 days old through eye and nostril.
Piggery	All stages		<ul style="list-style-type: none"> Vaccinate all newly born piglets against swine fever at the age of 3 months followed by annual booster dose. In epidemic areas, vaccinate 6 months old pigs with FMD vaccine once in a year. Iron supplementation in piglet to prevent from piglet anaemia during 1st week of age.
		Skin infection	<ul style="list-style-type: none"> Provide Ivermectin (Injection) @ 10mg/33kg body wt.
Cattle & Buffaloes	6-9 months calves	Brucellosis	<ul style="list-style-type: none"> Vaccinate 6-9 months old calves with <i>Brucella abortus</i> cotton strain-19 @ 5ml subcutaneous on the neck
		Foot & Mouth Disease, Haemorrhagic Septicaemia, Black Quarter	<ul style="list-style-type: none"> Undertake regular immunization of cattle & buffaloes against Foot & Mouth disease, Haemorrhagic septicaemia & Black Quarter.
Fishery			
Common carp	Brooders/ Breeding season		<ul style="list-style-type: none"> Provide plastic mobs in the brooder pond for eggs to attach. After the eggs are attached to the mob, transfer it to the nursery pond. Keep the mob in the nursery pond for about 3 – 4 days till the eggs completely hatched out. Maintain water pH at around 7.5 by application of lime.

Suggestion: Contact nearby State Agril. Staff or KVK staff for necessary help and suggestion.





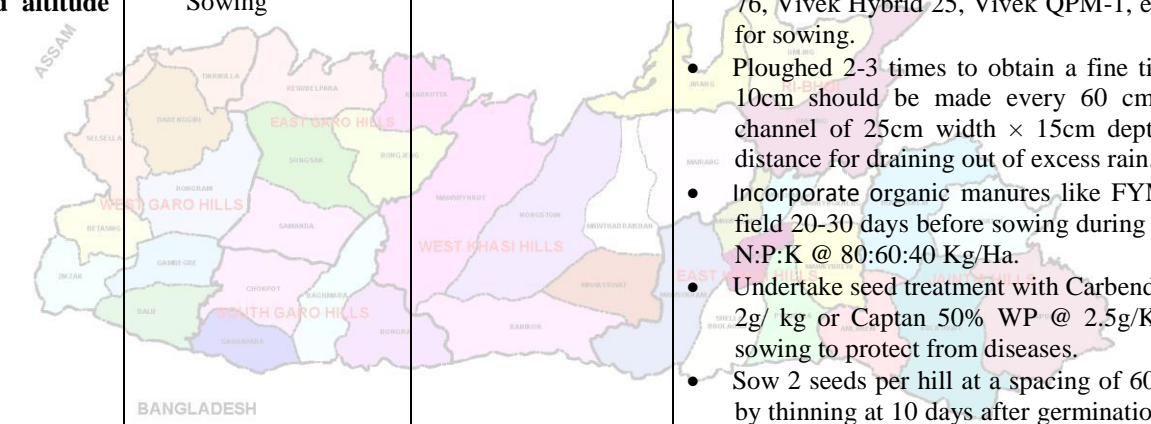
Agro Advisory Bulletin – NORTH GARO HILLS
(Period 14th – 18th April, 2017)

Weather forecast valid up to 18th April, 2017

The possibility of Rainfall is 3.0mm for the next five days. Maximum Temp: 30-31°C, Minimum Temp: 16-18°C, Cloud cover: sky will be mainly clear i.e. 0-2 Okta, Maximum RH: 58-79%, Minimum RH: 23-30%, Wind speed: 2-4 Kmph, Wind direction: Eastern.

Weekly cumulative rainfall : 0.0mm

C & RD BLOCK MAP OF MEGHALAYA

Agro meteorological Advisories for coming 5 days			
Main Crop/ Animal /Fisheries	Stage	Pest/Diseases	Agricultural Advisories
Maize High & Mid altitude Region	Land preparation & Sowing		<ul style="list-style-type: none"> Collect HYVs like Vijay Composite, DA 61A, RCM 75, 76, Vivek Hybrid 25, Vivek QPM-1, etc and keep ready for sowing. Ploughed 2-3 times to obtain a fine tilth. Furrow of 8-10cm should be made every 60 cm apart. Keep a channel of 25cm width × 15cm depth spaced at 8 m distance for draining out of excess rain. Incorporate organic manures like FYM @ 5t/ha in the field 20-30 days before sowing during ploughing. Apply N:P:K @ 80:60:40 Kg/Ha. Undertake seed treatment with Carbendazim 50% WP @ 2g/ kg or Captan 50% WP @ 2.5g/Kg of seed before sowing to protect from diseases. Sow 2 seeds per hill at a spacing of 60×30 cm followed by thinning at 10 days after germination & retaining one seedling per hill.
Bottle Gourd	Sowing		<ul style="list-style-type: none"> Prepare pits of size 60cm x 60cm x 60cm for sowing of bottle gourd & apply 15-20kgs well rotten FYM in each pit. Sow 2-3 seeds of bottle gourd varieties like Pusa Summer, Prolific Long, Prolific Round, Pusa Meghdoot, Pusa Hybrid 2, etc to be planted in each pit. Mulching with locally available materials like straw, grasses may be done to reduce evaporation losses.
Ash Gourd & Pumpkin	Sowing		<ul style="list-style-type: none"> Ash gourd & Pumpkin to be planted at plant to plant 3m and row to row 1.5m spacing. Apply 15-20kgs FYM/pit of size 60cm x 60cm. Sowing of 2-3 seed in each pit.
Brinjal/Chilli	Nursery preparation		Nursery bed preparation <ul style="list-style-type: none"> Prepare raised bed & apply FYM @ 4 kg/m². Make rows of 10 cm distance along the width of the bed with the help of bamboo stick. Sow the seeds at 1-2 cm deep in the line & covered with sieved FYM, sand and soil mixture. Covered the bed with dry grass/paddy straw or polythene for 3-5 days to induce early germination of seeds. Irrigate the bed every day. Removed the mulch



GRAMIN KRISHI MAUSAM SEWA

ICAR Research Complex for NEH Region

Umroi Road, Umiam – 793 103 Meghalaya



☎ Telephone No. : 0364 2570276 (O) Fax: 0364 2570213/Email: iaasbarapani@yahoo.in

			<p>material as soon as sprouts occurs. Seedlings of 30-35 days old can be transplanted in the main filed.</p> <ul style="list-style-type: none"> • Recommended varieties: Chilli – Pusa jwala & Local Brinjal – Arka Nidhi, Singh Nath, Bhola Nath & local • Recommended seed rate Brinjal : 500 g / ha Chilli : 500-1000 g / ha • Seed treatment Treat the seeds with Trichoderma viride @ 4 g / kg or Pseudomonas fluorescens @ 10 g / kg of seed or Azospirillum @ 40 g / 400 g of seeds using rice gruel as adhesive.
<p>Ginger/Turmeric</p>	<p>Seed bed preparation/Sowing</p>		<ul style="list-style-type: none"> • Select sandy loam type of soil for cultivation. Farmers are advised to make raised bed of size 1m width, 15cm height and of convenient length and channels for draining excess rain water. • After field preparation HYV's of ginger/turmeric like Turmeric: Lakadong, RCT-, Megha Turmeric-1; Ginger: Nadia, Poona, Riodegenerio, etc. should be planted. • Seed rate- Turmeric: 2000-2500kg/ha. Ginger: 1400-1600 Kg/ha • Before sowing treat the seed rhizomes with Indofil M - 45 or Captaf @ 0.3% & plant at a spacing of 25cm x 25-30cm and turmeric at 40-45cm X 25cm. • Complete sowing before 20th April.
<p>Tomato</p>	<p>Transplanting to early vegetative growth</p>		<ul style="list-style-type: none"> • Transplant seedlings of age 25-30 days old in beds at a spacing of 75x 45cm in the evening & irrigate immediately. • Apply 86 kg/ha urea (1/3 N), 375kg SSP & 83kg MOP as basal dose either just before transplanting or 5-10 days after transplanting. Apply the remaining 2/3 N (86 kg/ha urea) at 20 and 45 DAT. • Gap filling has to be done at 7th day after transplanting
<p>Khasi Mandarin</p>	<p>BANGLADESH</p>	<p>Powdery Mildew</p>	<ul style="list-style-type: none"> • Spray Sulfex E 2.5 g/litre of water during flush. <p>Nutrient application:</p> <ul style="list-style-type: none"> • Apply 30kg FYM/Tree • 650 g Urea: 1220 g SSP: 450 g MOP/tree.
<p>Animal Sciences</p>			
<p>Poultry</p>	<p>All stages</p>		<ul style="list-style-type: none"> • Protect poultry houses from extreme wind by covering with polythene sheets on the sheds. • Provide vitamin B complex @ 7ml/litre in drinking water daily in broiler for healthy growth. • Litter should be changed periodically and provide clean drinking water and change the water every day. • Diseased and dead birds should be immediately removed. • Regularly inspect the droppings of the poultry birds for any diseases symptom.
		<p>Coccidiosis</p>	<ul style="list-style-type: none"> • Provide plenty of fresh and clean drinking water. • Provide coccidiostatic like Amprolium @ 25-65 mg/kg feed once a day as a preventive measure against



GRAMIN KRISHI MAUSAM SEWA

ICAR Research Complex for NEH Region

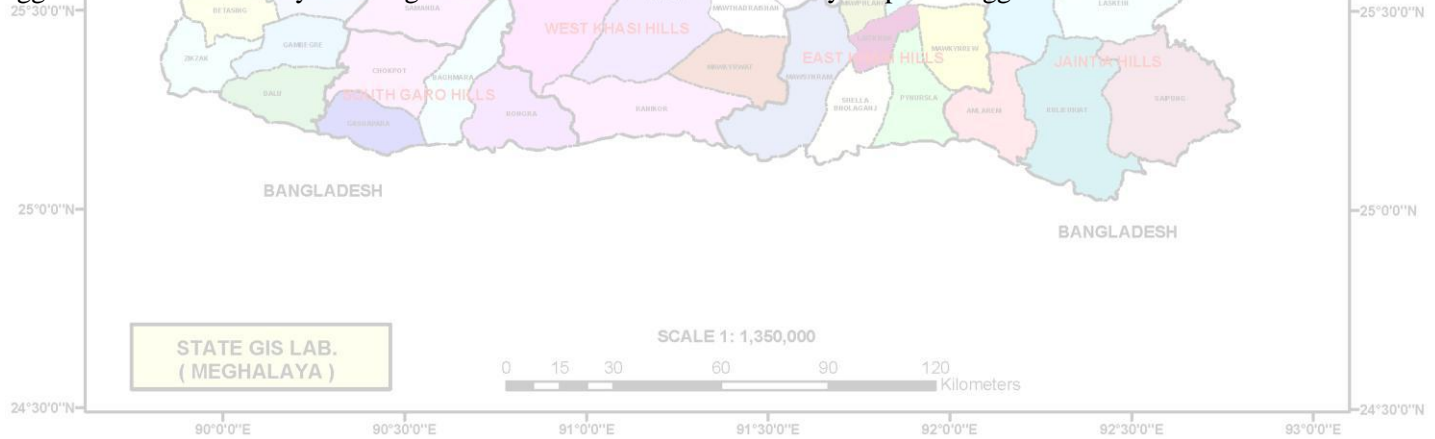
Umroi Road, Umiam – 793 103 Meghalaya



☎: Telephone No. : 0364 2570276 (O) Fax: 0364 2570213/Email: iaasbarapani@yahoo.in

		Ranikhet disease	<p>coccidiosis.</p> <ul style="list-style-type: none"> Vaccinate the poultry birds with F1/ Lasota vaccine (1 drop) at the age of 4-7 days old and 35 days old through eye and nostril.
Piggery	All stages		<ul style="list-style-type: none"> Vaccinate all newly born piglets against swine fever at the age of 3 months followed by annual booster dose. In epidemic areas, vaccinate 6 months old pigs with FMD vaccine once in a year. Iron supplementation in piglet to prevent from piglet anaemia during 1st week of age.
		Skin infection	<ul style="list-style-type: none"> Provide Ivermectin (Injection) @ 10mg/33kg body wt.
Cattle & Buffaloes	6-9 months calves	Brucellosis	<ul style="list-style-type: none"> Vaccinate 6-9 months old calves with <i>Brucella abortus</i> cotton strain-19 @ 5ml subcutaneous on the neck
		Foot & Mouth Disease, Haemorrhagic Septicaemia, Black Quarter	<ul style="list-style-type: none"> Undertake regular immunization of cattle & buffaloes against Foot & Mouth disease, Haemorrhagic septicaemia & Black Quarter.
Fishery			
Common carp	Brooders/ Breeding season ASSAM		<ul style="list-style-type: none"> Provide plastic mobs in the brooder pond for eggs to attach. After the eggs are attached to the mob, transfer it to the nursery pond. Keep the mob in the nursery pond for about 3 – 4 days till the eggs completely hatched out. Maintain water pH at around 7.5 by application of lime.

Suggestion: Contact nearby State Agril. Staff or KVK staff for necessary help and suggestion.





Agro Advisory Bulletin – Ri-Bhoi **(Period 14th – 18th April, 2017)**

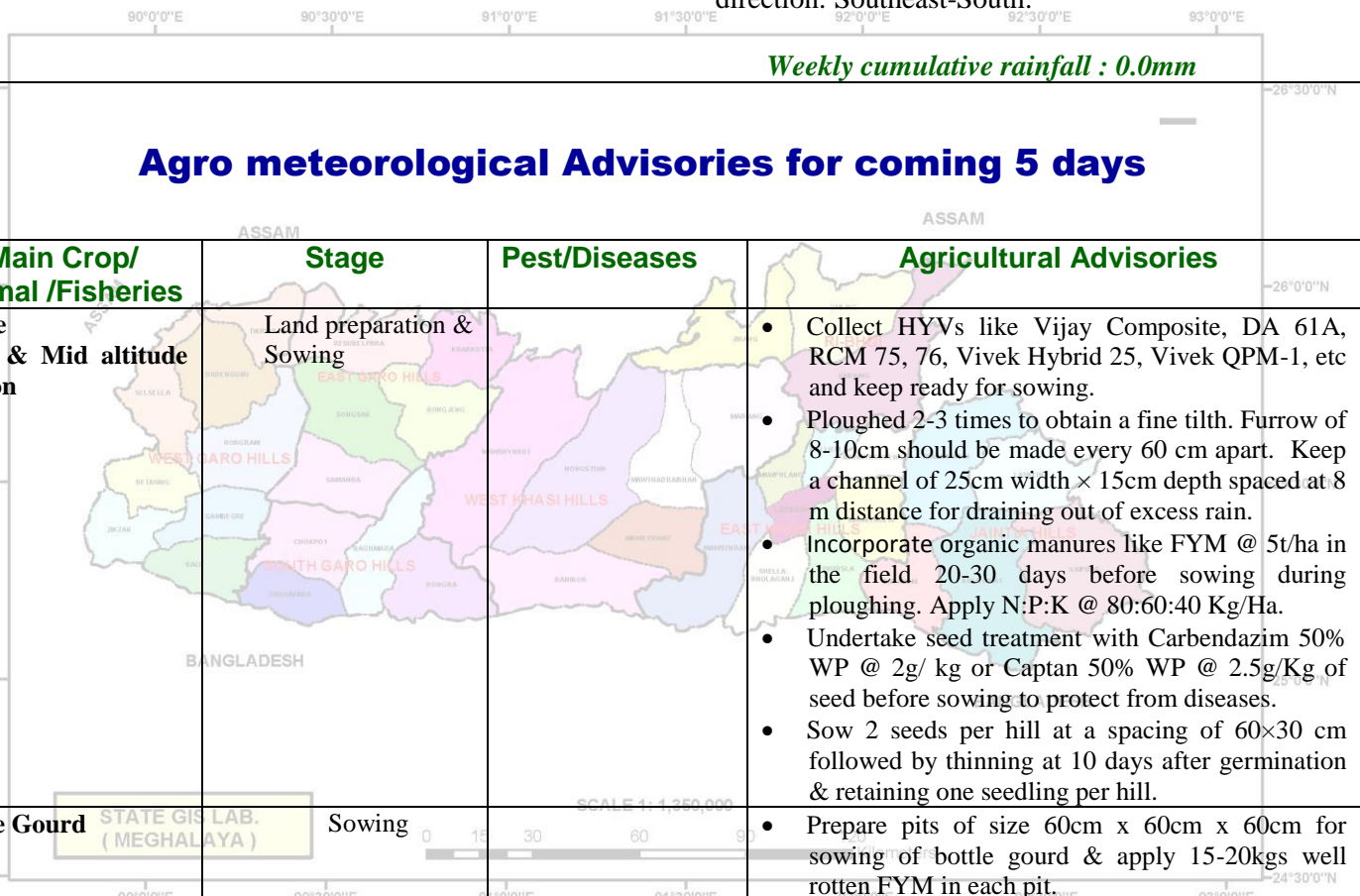
Weather summary of the past four days

Weather forecast valid up to 18th April, 2017

Sky was mainly cloudy with 0.0mm of rainfall. Maximum temperatures ranged between 28.6-31.1°C and minimum ranged between 12.2-17.6°C. Mean relative humidity was 67-82% in morning and 27-30% in evening. Wind speed ranged between 2-4 kmph.

The possibility of Rainfall is 3.0mm for the next five days. Maximum Temp: 29.0-31.0°C, Minimum Temp: 16.0-17.0°C, Cloud cover: sky will be mainly clear i.e. 0-2 Okta, Maximum RH: 58-77%, Minimum RH: 23-28%, Wind speed: 2-4 Kmph, Wind direction: Southeast-South.

C & RD BLOCK MAP OF MEGHALAYA



Agro meteorological Advisories for coming 5 days

Main Crop/ Animal /Fisheries	Stage	Pest/Diseases	Agricultural Advisories
Maize High & Mid altitude Region	Land preparation & Sowing		<ul style="list-style-type: none"> Collect HYVs like Vijay Composite, DA 61A, RCM 75, 76, Vivek Hybrid 25, Vivek QPM-1, etc and keep ready for sowing. Ploughed 2-3 times to obtain a fine tilth. Furrow of 8-10cm should be made every 60 cm apart. Keep a channel of 25cm width × 15cm depth spaced at 8 m distance for draining out of excess rain. Incorporate organic manures like FYM @ 5t/ha in the field 20-30 days before sowing during ploughing. Apply N:P:K @ 80:60:40 Kg/Ha. Undertake seed treatment with Carbendazim 50% WP @ 2g/ kg or Captan 50% WP @ 2.5g/Kg of seed before sowing to protect from diseases. Sow 2 seeds per hill at a spacing of 60×30 cm followed by thinning at 10 days after germination & retaining one seedling per hill.
Bottle Gourd	Sowing		<ul style="list-style-type: none"> Prepare pits of size 60cm x 60cm x 60cm for sowing of bottle gourd & apply 15-20kgs well rotten FYM in each pit. Sow 2-3 seeds of bottle gourd varieties like Pusa Summer, Prolific Long, Prolific Round, Pusa Meghdoot, Pusa Hybrid 2, etc to be planted in each pit. Mulching with locally available materials like straw, grasses may be done to reduce evaporation loses.
Ash Gourd & Pumpkin	Sowing		<ul style="list-style-type: none"> Ash gourd & Pumpkin to be planted at plant to plant 3m and row to row 1.5m spacing. Apply 15-20kgs FYM/pit of size 60cm x 60cm. Sowing of 2-3 seed in each pit.
Brinjal/Chilli	Nursery preparation		<p>Nursery bed preparation</p> <ul style="list-style-type: none"> Prepare raised bed & apply FYM @ 4 kg/m².



GRAMIN KRISHI MAUSAM SEWA
ICAR Research Complex for NEH Region
Umroi Road, Umiam – 793 103 Meghalaya



☎: Telephone No. : 0364 2570276 (O) Fax: 0364 2570213/Email: iaasbarapani@yahoo.in

			<p>Make rows of 10 cm distance along the width of the bed with the help of bamboo stick. Sow the seeds at 1-2 cm deep in the line & covered with sieved FYM, sand and soil mixture. Covered the bed with dry grass/paddy straw or polythene for 3-5 days to induce early germination of seeds. Irrigate the bed every day. Removed the mulch material as soon as sprouts occurs. Seedlings of 30-35 days old can be transplanted in the main field.</p> <ul style="list-style-type: none"> • Recommended varieties: Chilli – Pusa jwala & Local Brinjal – Arka Nidhi, Singh Nath, Bhola Nath & local • Recommended seed rate Brinjal : 500 g / ha Chilli : 500-1000 g / ha • Seed treatment Treat the seeds with <i>Trichoderma viride</i> @ 4 g / kg or <i>Pseudomonas fluorescens</i> @ 10 g / kg of seed or <i>Azospirillum</i> @ 40 g / 400 g of seeds using rice gruel as adhesive.
<p>Ginger/Turmeric</p>	<p>Seed bed preparation/Sowing</p>		<ul style="list-style-type: none"> • Select sandy loam type of soil for cultivation. Farmers are advised to make raised bed of size 1m width, 15cm height and of convenient length and channels for draining excess rain water. • After field preparation HYV's of ginger/turmeric like Turmeric: Lakadong, RCT-, Megha Turmeric-1; Ginger: Nadia, Poona, Riodegenerio, etc. should be planted. • Seed rate- Turmeric: 2000-2500kg/ha. Ginger: 1400-1600 Kg/ha • Before sowing treat the seed rhizomes with Indofil M -45 or Captaf @ 0.3% & plant at a spacing of 25cm x 25-30cm and turmeric at 40-45cm X 25cm. • Complete sowing before 20th April.
<p>Tomato</p>	<p>Transplanting to early vegetative growth</p>		<ul style="list-style-type: none"> • Transplant of seedlings of age 25-30 days old in beds at a spacing of 75x 45cm in the evening & irrigate immediately. • Apply 86 kg/ha urea (1/3 N), 375kg SSP & 83kg MOP as basal dose either just before transplanting or 5-10 days after transplanting. Apply the remaining 2/3 N (86 kg/ha urea) at 20 and 45 DAT. • Gap filling has to be done at 7th day after transplanting



GRAMIN KRISHI MAUSAM SEWA
ICAR Research Complex for NEH Region
Umroi Road, Umiam – 793 103 Meghalaya



☎: Telephone No. : 0364 2570276 (O) Fax: 0364 2570213/Email: iaasbarapani@yahoo.in

Spring Potato	Early vegetative stage		<ul style="list-style-type: none"> Earthing up is to be done at 25 days after planting (stolon formation stage). Depending upon the soil moisture status and availability of irrigation facility, farmers are advised to follow the irrigation schedule as follow: 1st irrigation: 25-30 DAS; 2nd irrigation: 60 DAS; 3rd irrigation: 80 DAS
Khasi Mandarin		Powdery Mildew	<ul style="list-style-type: none"> Spray Sulfex E 2.5 g/litre of water during flush. <p>Nutrient application:</p> <ul style="list-style-type: none"> Apply 30kg FYM/Tree 650 g Urea: 1220 g SSP: 450 g MOP/tree.

Animal Sciences			
Poultry	All stages		<ul style="list-style-type: none"> Protect poultry houses from extreme wind by covering with polythene sheets on the sheds. Provide vitamin B complex @ 7ml/litre in drinking water daily in broiler for healthy growth. Litter should be change periodically and provide clean drinking water and changed the water every day. Diseased and dead birds should be immediately removed. Regularly inspect the droppings of the poultry birds for any diseases symptom.
		Coccidiosis	<ul style="list-style-type: none"> Provide plenty of fresh and clean drinking water. Provide coccidiostatic like Amprolium @ 25-65 mg/kg feed once a day as a preventive measure against coccidiosis.
		Ranikhet disease	<ul style="list-style-type: none"> Vaccinate the poultry birds with F1/ Lasota vaccine (1 drop) at the age of 4-7 days old and 35 days old through eye and nostril.
		Skin infection	<ul style="list-style-type: none"> Provide Ivermectin (Injection) @ 10mg/33kg body wt.
Piggery	All stages		<ul style="list-style-type: none"> Vaccinate all newly born piglets against swine fever at the age of 3 months followed by annual booster dose. In epidemic areas, vaccinate 6 months old pigs with FMD vaccine once in a year. Iron supplementation in piglet to prevent from piglet anaemia during 1st week of age.
Cattle & Buffaloes	6-9 months calves	Brucellosis	<ul style="list-style-type: none"> Vaccinate 6-9 months old calves with <i>Brucella abortus</i> cotton strain-19 @ 5ml subcutaneous on the neck
		Foot & Mouth Disease, Haemorrhagic Septicaemia, Black Quarter	<ul style="list-style-type: none"> Undertake regular immunization of cattle & buffaloes against Foot & Mouth disease, Haemorrhagic septicaemia & Black Quarter.
Fishery			



GRAMIN KRISHI MAUSAM SEWA

ICAR Research Complex for NEH Region

Umroi Road, Umiam – 793 103 Meghalaya

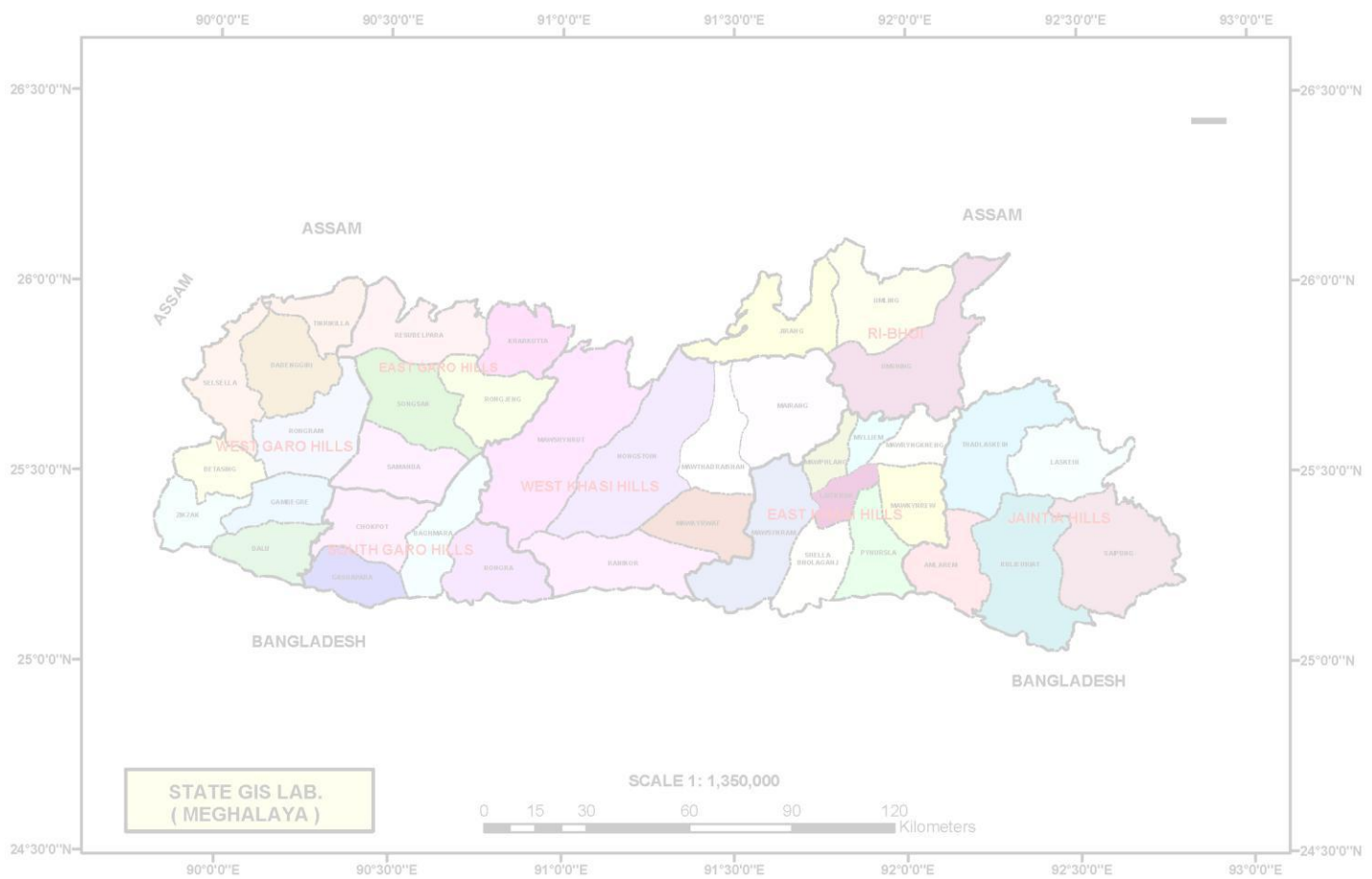


☎: Telephone No. : 0364 2570276 (O) Fax: 0364 2570213/Email: iaasbarapani@yahoo.in

Common carp	Brooders/ Breeding season		<ul style="list-style-type: none"> Provide plastic mobs in the brooder pond for eggs to attach. After the eggs are attached to the mob, transfer it to the nursery pond. Keep the mob in the nursery pond for about 3 – 4 days till the eggs completely hatched out. Maintain water pH at around 7.5 by application of lime.
-------------	------------------------------	--	--

Suggestion: Contact nearby State Agril. Staff or KVK staff for necessary help and suggestion.

C & RD BLOCK MAP OF MEGHALAYA





Agro Advisory Bulletin – SOUTH GARO HILLS
(Period 14th – 18th April, 2017)

Weather forecast valid up to 18th April, 2017

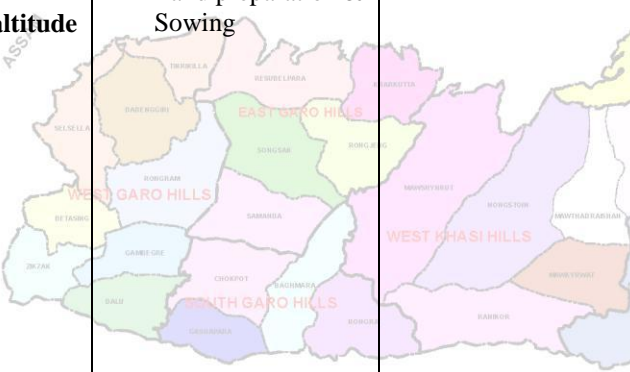

The possibility of Rainfall is 0.0mm for the next five days. Maximum Temp: 30-32°C, Minimum Temp: 17-19°C, Cloud cover: sky will be mainly clear i.e. 0-2 Okta, Maximum RH: 56-72%, Minimum RH: 25-30%, Wind speed: 4-5 Kmph, Wind direction: Eastern.

Weekly cumulative rainfall : 0.0mm

C & RD BLOCK MAP OF MEGHALAYA

90°0'0"E 90°30'0"E 91°0'0"E 91°30'0"E 92°0'0"E 92°30'0"E 93°0'0"E

Agro meteorological Advisories for coming 5 days —

Main Crop/ Animal /Fisheries	Stage	Pest/Diseases	Agricultural Advisories
Maize High & Mid altitude Region	ASSAM Land preparation & Sowing		ASSAM <ul style="list-style-type: none"> • Collect HYVs like Vijay Composite, DA 61A, RCM 75, 76, Vivek Hybrid 25, Vivek QPM-1, etc and keep ready for sowing. • Ploughed 2-3 times to obtain a fine tilth. Furrow of 8-10cm should be made every 60 cm apart. Keep a channel of 25cm width × 15cm depth spaced at 8 m distance for draining out of excess rain. • Incorporate organic manures like FYM @ 5t/ha in the field 20-30 days before sowing during ploughing. Apply N:P:K @ 80:60:40 Kg/Ha. • Undertake seed treatment with Carbendazim 50% WP @ 2g/ kg or Captan 50% WP @ 2.5g/Kg of seed before sowing to protect from diseases. • Sow 2 seeds per hill at a spacing of 60×30 cm followed by thinning at 10 days after germination & retaining one seedling per hill.
Bottle Gourd	Sowing		SCALE 1: 1,350,000 <ul style="list-style-type: none"> • Prepare pits of size 60cm x 60cm x 60cm for sowing of bottle gourd & apply 15-20kgs well rotten FYM in each pit. • Sow 2-3 seeds of bottle gourd varieties like Pusa Summer, Prolific Long, Prolific Round, Pusa Meghdoot, Pusa Hybrid 2, etc to be planted in each pit. • Mulching with locally available materials like straw, grasses may be done to reduce evaporation losses.
Ash Gourd & Pumpkin	Sowing		<ul style="list-style-type: none"> • Ash gourd & Pumpkin to be planted at plant to plant 3m and row to row 1.5m spacing. Apply 15-20kgs FYM/pit of size 60cm x 60cm. Sowing of 2-3 seed in each pit.
Brinjal/Chilli	Nursery preparation		Nursery bed preparation <ul style="list-style-type: none"> • Prepare raised bed & apply FYM @ 4 kg/m². Make rows of 10 cm distance along the width of the bed with the help of bamboo stick. Sow the seeds at 1-2 cm deep in the line & covered with sieved FYM, sand and soil mixture. Covered the bed with dry grass/paddy straw or polythene for 3-5 days to induce early germination of



GRAMIN KRISHI MAUSAM SEWA
ICAR Research Complex for NEH Region
Umroi Road, Umiam – 793 103 Meghalaya



☎ Telephone No. : 0364 2570276 (O) Fax: 0364 2570213/Email: iaasbarapani@yahoo.in

			<p>seeds. Irrigate the bed every day. Removed the mulch material as soon as sprouts occurs. Seedlings of 30-35 days old can be transplanted in the main filed.</p> <ul style="list-style-type: none"> • Recommended varieties: Chilli – Pusa jwala & Local Brinjal – Arka Nidhi, Singh Nath, Bhola Nath & local • Recommended seed rate Brinjal : 500 g / ha Chilli : 500-1000 g / ha • Seed treatment Treat the seeds with Trichoderma viride @ 4 g / kg or Pseudomonas fluorescens @ 10 g / kg of seed or Azospirillum @ 40 g / 400 g of seeds using rice gruel as adhesive.
<p>Ginger/Turmeric</p>	<p>Seed bed preparation/Sowing</p>		<ul style="list-style-type: none"> • Select sandy loam type of soil for cultivation. Farmers are advised to make raised bed of size 1m width, 15cm height and of convenient length and channels for draining excess rain water. • After field preparation HYV's of ginger/turmeric like Turmeric: Lakadong, RCT-, Megha Turmeric-1; Ginger: Nadia, Poona, Riodegenerio, etc. should be planted. • Seed rate- Turmeric: 2000-2500kg/ha. Ginger: 1400-1600 Kg/ha • Before sowing treat the seed rhizomes with Indofil M - 45 or Captaf @ 0.3% & plant at a spacing of 25cm x 25-30cm and turmeric at 40-45cm X 25cm. • Complete sowing before 20th April.
<p>Tomato</p>	<p>Transplanting to early vegetative growth</p>		<ul style="list-style-type: none"> • Transplant seedlings of age 25-30 days old in beds at a spacing of 75× 45cm in the evening & irrigate immediately. • Apply 86 kg/ha urea (1/3 N), 375kg SSP & 83kg MOP as basal dose either just before transplanting or 5-10 days after transplanting. Apply the remaining 2/3 N (86 kg/ha urea) at 20 and 45 DAT. • Gap filling has to be done at 7th day after transplanting
<p>Khasi Mandarin</p>		<p>Powdery Mildew</p>	<ul style="list-style-type: none"> • Spray Sulfex E 2.5 g/litre of water during flush. <p>Nutrient application:</p> <ul style="list-style-type: none"> • Apply 30kg FYM/Tree • 650 g Urea: 1220 g SSP: 450 g MOP/tree.
<p>Animal Sciences</p>			
<p>Poultry</p>	<p>All stages</p>		<ul style="list-style-type: none"> • Protect poultry houses from extreme wind by covering with polythene sheets on the sheds. • Provide vitamin B complex @ 7ml/litre in drinking water daily in broiler for healthy growth. • Litter should be changed periodically and provide clean drinking water and change the water every day. • Diseased and dead birds should be immediately removed. • Regularly inspect the droppings of the poultry birds for any diseases symptom.
		<p>Coccidiosis</p>	<ul style="list-style-type: none"> • Provide plenty of fresh and clean drinking water. • Provide coccidiostatic like Amprolium @ 25-65 mg/kg



GRAMIN KRISHI MAUSAM SEWA

ICAR Research Complex for NEH Region

Umroi Road, Umiam – 793 103 Meghalaya

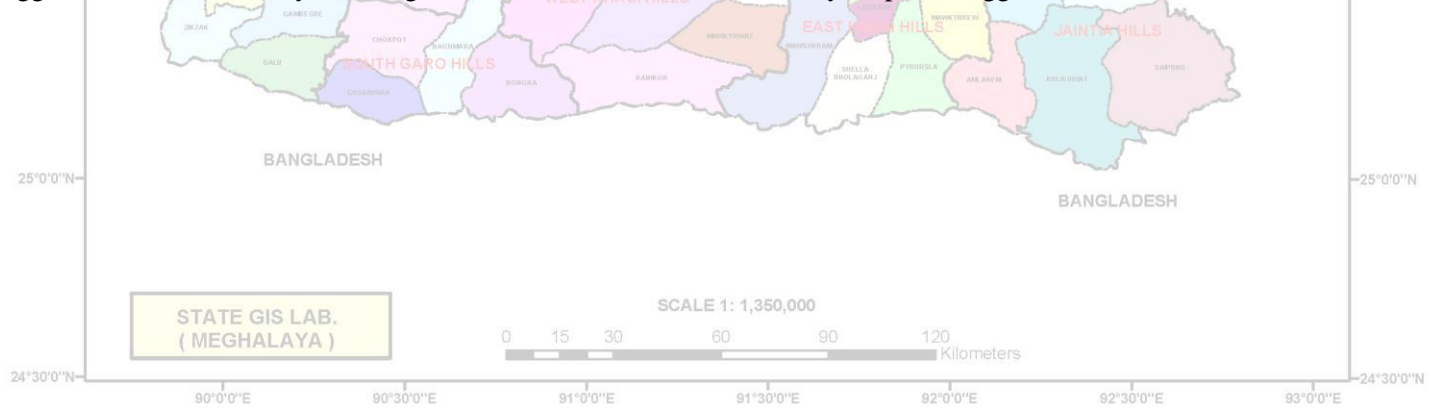


☎: Telephone No. : 0364 2570276 (O) Fax: 0364 2570213/Email: iaasbarapani@yahoo.in

			feed once a day as a preventive measure against coccidiosis.
		Ranikhet disease	<ul style="list-style-type: none"> Vaccinate the poultry birds with F1/ Lasota vaccine (1 drop) at the age of 4-7 days old and 35 days old through eye and nostril.
Piggery	All stages		<ul style="list-style-type: none"> Vaccinate all newly born piglets against swine fever at the age of 3 months followed by annual booster dose. In epidemic areas, vaccinate 6 months old pigs with FMD vaccine once in a year. Iron supplementation in piglet to prevent from piglet anaemia during 1st week of age.
		Skin infection	<ul style="list-style-type: none"> Provide Ivermectin (Injection) @ 10mg/33kg body wt.
Cattle & Buffaloes	6-9 months calves	Brucellosis	<ul style="list-style-type: none"> Vaccinate 6-9 months old calves with <i>Brucella abortus</i> cotton strain-19 @ 5ml subcutaneous on the neck
		Foot & Mouth Disease, Haemorrhagic Septicaemia, Black Quarter	<ul style="list-style-type: none"> Undertake regular immunization of cattle & buffaloes against Foot & Mouth disease, Haemorrhagic septicaemia & Black Quarter.

Fishery			
Common carp	Brooders/ Breeding season		<ul style="list-style-type: none"> Provide plastic mobs in the brooder pond for eggs to attach. After the eggs are attached to the mob, transfer it to the nursery pond. Keep the mob in the nursery pond for about 3 – 4 days till the eggs completely hatched out. Maintain water pH at around 7.5 by application of lime.

Suggestion: Contact nearby State Agril. Staff or KVK staff for necessary help and suggestion.





Agro Advisory Bulletin – SOUTH WEST GARO HILLS
(Period 14th – 18th April, 2017)

Weather forecast valid up to 18th April, 2017

The possibility of Rainfall is 0.0mm for the next five days. Maximum Temp: 31-33°C, Minimum Temp: 18-20°C, Cloud cover: sky will be mainly clear i.e. 0-2 Okta, Maximum RH: 53-72%, Minimum RH: 24-28%, Wind speed: 4-6 Kmph, Wind direction: Northeast-Southeast.

Weekly cumulative rainfall : 0.0mm

C & RD BLOCK MAP OF MEGHALAYA

90°0'0"E 90°30'0"E 91°0'0"E 91°30'0"E 92°0'0"E 92°30'0"E 93°0'0"E

Agro meteorological Advisories for coming 5 days

Main Crop/ Animal /Fisheries	Stage	Pest/Diseases	Agricultural Advisories
Maize High & Mid altitude Region	ASSAM Land preparation & Sowing		ASSAM <ul style="list-style-type: none"> • Collect HYVs like Vijay Composite, DA 61A, RCM 75, 76, Vivek Hybrid 25, Vivek QPM-1, etc and keep ready for sowing. • Ploughed 2-3 times to obtain a fine tilth. Furrow of 8-10cm should be made every 60 cm apart. Keep a channel of 25cm width × 15cm depth spaced at 8 m distance for draining out of excess rain. • Incorporate organic manures like FYM @ 5t/ha in the field 20-30 days before sowing during ploughing. Apply N:P:K @ 80:60:40 Kg/Ha. • Undertake seed treatment with Carbendazim 50% WP @ 2g/ kg or Captan 50% WP @ 2.5g/Kg of seed before sowing to protect from diseases. • Sow 2 seeds per hill at a spacing of 60×30 cm followed by thinning at 10 days after germination & retaining one seedling per hill.
Bottle Gourd	Sowing		<ul style="list-style-type: none"> • Prepare pits of size 60cm x 60cm x 60cm for sowing of bottle gourd & apply 15-20kgs well rotten FYM in each pit. • Sow 2-3 seeds of bottle gourd varieties like Pusa Summer, Prolific Long, Prolific Round, Pusa Meghdoot, Pusa Hybrid 2, etc to be planted in each pit. • Mulching with locally available materials like straw, grasses may be done to reduce evaporation losses.
Ash Gourd & Pumpkin	Sowing		<ul style="list-style-type: none"> • Ash gourd & Pumpkin to be planted at plant to plant 3m and row to row 1.5m spacing. Apply 15-20kgs FYM/pit of size 60cm x 60cm. Sowing of 2-3 seed in each pit.
Brinjal/Chilli	Nursery preparation		Nursery bed preparation <ul style="list-style-type: none"> • Prepare raised bed & apply FYM @ 4 kg/m². Make rows of 10 cm distance along the width of the bed with the help of bamboo stick. Sow the seeds at 1-2 cm deep in the line & covered with sieved FYM, sand and soil mixture. Covered the bed with dry grass/paddy straw or polythene for 3-5 days to induce early germination of



GRAMIN KRISHI MAUSAM SEWA

ICAR Research Complex for NEH Region

Umroi Road, Umiam – 793 103 Meghalaya



☎ Telephone No. : 0364 2570276 (O) Fax: 0364 2570213/Email: iaasbarapani@yahoo.in

			<p>seeds. Irrigate the bed every day. Removed the mulch material as soon as sprouts occurs. Seedlings of 30-35 days old can be transplanted in the main filed.</p> <ul style="list-style-type: none"> • Recommended varieties: Chilli – Pusa jwala & Local Brinjal – Arka Nidhi, Singh Nath, Bhola Nath & local • Recommended seed rate Brinjal : 500 g / ha Chilli : 500-1000 g / ha • Seed treatment Treat the seeds with Trichoderma viride @ 4 g / kg or Pseudomonas fluorescens @ 10 g / kg of seed or Azospirillum @ 40 g / 400 g of seeds using rice gruel as adhesive.
<p>Ginger/Turmeric</p>	<p>Seed bed preparation/Sowing</p>	<p>ASSAM</p> <p>BANGLADESH</p>	<ul style="list-style-type: none"> • Select sandy loam type of soil for cultivation. Farmers are advised to make raised bed of size 1m width, 15cm height and of convenient length and channels for draining excess rain water. • After field preparation HYV's of ginger/turmeric like Turmeric: Lakadong, RCT-, Megha Turmeric-1; Ginger: Nadia, Poona, Riodegenerio, etc. should be planted. • Seed rate- Turmeric: 2000-2500kg/ha. Ginger: 1400-1600 Kg/ha • Before sowing treat the seed rhizomes with Indofil M - 45 or Captaf @ 0.3% & plant at a spacing of 25cm x 25-30cm and turmeric at 40-45cm X 25cm. • Complete sowing before 20th April.
<p>Tomato</p>	<p>Transplanting to early vegetative growth</p>	<p>ASSAM</p> <p>BANGLADESH</p>	<ul style="list-style-type: none"> • Transplant seedlings of age 25-30 days old in beds at a spacing of 75x 45cm in the evening & irrigate immediately. • Apply 86 kg/ha urea (1/3 N), 375kg SSP & 83kg MOP as basal dose either just before transplanting or 5-10 days after transplanting. Apply the remaining 2/3 N (86 kg/ha urea) at 20 and 45 DAT. • Gap filling has to be done at 7th day after transplanting
<p>Khasi Mandarin</p>	<p>STATE GIS LAB. (MEGHALAYA)</p>	<p>Powdery Mildew</p> <p>SCALE 1: 1,350,000</p>	<ul style="list-style-type: none"> • Spray Sulfex E 2.5 g/litre of water during flush. • Nutrient application: Apply 30kg FYM/Tree 650 g Urea: 1220 g SSP: 450 g MOP/tree.
<p>Animal Sciences</p>			
<p>Poultry</p>	<p>All stages</p>	<p>Coccidiosis</p>	<ul style="list-style-type: none"> • Protect poultry houses from extreme wind by covering with polythene sheets on the sheds. • Provide vitamin B complex @ 7ml/litre in drinking water daily in broiler for healthy growth. • Litter should be changed periodically and provide clean drinking water and change the water every day. • Diseased and dead birds should be immediately removed. • Regularly inspect the droppings of the poultry birds for any diseases symptom. • Provide plenty of fresh and clean drinking water. • Provide coccidiostatic like Amprolium @ 25-65 mg/kg



GRAMIN KRISHI MAUSAM SEWA

ICAR Research Complex for NEH Region

Umroi Road, Umiam – 793 103 Meghalaya

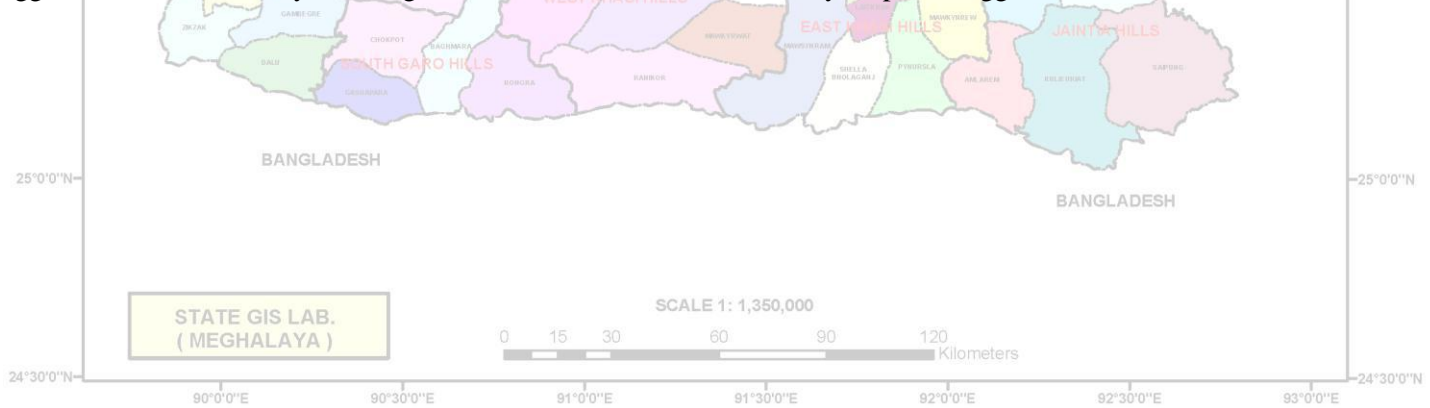


☎: Telephone No. : 0364 2570276 (O) Fax: 0364 2570213/Email: iaasbarapani@yahoo.in

			feed once a day as a preventive measure against coccidiosis.
		Ranikhet disease	<ul style="list-style-type: none"> Vaccinate the poultry birds with F1/ Lasota vaccine (1 drop) at the age of 4-7 days old and 35 days old through eye and nostril.
Piggery	All stages		<ul style="list-style-type: none"> Vaccinate all newly born piglets against swine fever at the age of 3 months followed by annual booster dose. In epidemic areas, vaccinate 6 months old pigs with FMD vaccine once in a year. Iron supplementation in piglet to prevent from piglet anaemia during 1st week of age.
		Skin infection	<ul style="list-style-type: none"> Provide Ivermectin (Injection) @ 10mg/33kg body wt.
Cattle & Buffaloes	6-9 months calves	Brucellosis	<ul style="list-style-type: none"> Vaccinate 6-9 months old calves with <i>Brucella abortus</i> cotton strain-19 @ 5ml subcutaneous on the neck
		Foot & Mouth Disease, Haemorrhagic Septicaemia, Black Quarter	<ul style="list-style-type: none"> Undertake regular immunization of cattle & buffaloes against Foot & Mouth disease, Haemorrhagic septicaemia & Black Quarter.

Fishery			
Common carp	Brooders/ Breeding season		<ul style="list-style-type: none"> Provide plastic mobs in the brooder pond for eggs to attach. After the eggs are attached to the mob, transfer it to the nursery pond. Keep the mob in the nursery pond for about 3 – 4 days till the eggs completely hatched out. Maintain water pH at around 7.5 by application of lime.

Suggestion: Contact nearby State Agril. Staff or KVK staff for necessary help and suggestion.





Agro Advisory Bulletin – SOUTH WEST KHASI HILLS (Period 14th – 18th April, 2017)

Weather forecast valid up to 18th April, 2017

The possibility of Rainfall is 0.0mm for the next five days. Maximum Temp: 26-28°C, Minimum Temp: 15-16°C, Cloud cover: sky will be mainly clear i.e. 0-2 Okta, Maximum RH: 60-72%, Minimum RH: 25-31%, Wind speed: 2-4 Kmph, Wind direction: Eastern.

Weekly cumulative rainfall : 0.0mm

C & RD BLOCK MAP OF MEGHALAYA

90°0'0"E 90°30'0"E 91°0'0"E 91°30'0"E 92°0'0"E 92°30'0"E 93°0'0"E

Agro meteorological Advisories for coming 5 days

Main Crop/ Animal /Fisheries	Stage	Pest/Diseases	Agricultural Advisories
Maize High & Mid altitude Region	Land preparation & Sowing		<ul style="list-style-type: none"> Collect HYVs like Vijay Composite, DA 61A, RCM 75, 76, Vivek Hybrid 25, Vivek QPM-1, etc and keep ready for sowing. Ploughed 2-3 times to obtain a fine tilth. Furrow of 8-10cm should be made every 60 cm apart. Keep a channel of 25cm width × 15cm depth spaced at 8 m distance for draining out of excess rain. Incorporate organic manures like FYM @ 5t/ha in the field 20-30 days before sowing during ploughing. Apply N:P:K @ 80:60:40 Kg/Ha. Undertake seed treatment with Carbendazim 50% WP @ 2g/ kg or Captan 50% WP @ 2.5g/Kg of seed before sowing to protect from diseases. Sow 2 seeds per hill at a spacing of 60×30 cm followed by thinning at 10 days after germination & retaining one seedling per hill.
Bottle Gourd	Sowing		<ul style="list-style-type: none"> Prepare pits of size 60cm x 60cm x 60cm for sowing of bottle gourd & apply 15-20kgs well rotten FYM in each pit. Sow 2-3 seeds of bottle gourd varieties like Pusa Summer, Prolific Long, Prolific Round, Pusa Meghdoot, Pusa Hybrid 2, etc to be planted in each pit. Mulching with locally available materials like straw, grasses may be done to reduce evaporation losses.
Ash Gourd & Pumpkin	Sowing		<ul style="list-style-type: none"> Ash gourd & Pumpkin to be planted at plant to plant 3m and row to row 1.5m spacing. Apply 15-20kgs FYM/pit of size 60cm x 60cm. Sowing of 2-3 seed in each pit.
Brinjal/Chilli	Nursery preparation		<p>Nursery bed preparation</p> <ul style="list-style-type: none"> Prepare raised bed & apply FYM @ 4 kg/m². Make rows of 10 cm distance along the width of the bed with the help of bamboo stick. Sow the seeds at 1-2 cm deep in the line & covered with sieved FYM, sand and soil mixture. Covered the bed with dry grass/paddy straw or



GRAMIN KRISHI MAUSAM SEWA
ICAR Research Complex for NEH Region
Umroi Road, Umiam – 793 103 Meghalaya



☎: Telephone No. : 0364 2570276 (O) Fax: 0364 2570213/Email: iaasbarapani@yahoo.in

			<p>polythene for 3-5 days to induce early germination of seeds. Irrigate the bed every day. Removed the mulch material as soon as sprouts occurs. Seedlings of 30-35 days old can be transplanted in the main filed.</p> <ul style="list-style-type: none"> • Recommended varieties: Chilli – Pusa jwala & Local Brinjal – Arka Nidhi, Singh Nath, Bhola Nath & local • Recommended seed rate Brinjal : 500 g / ha Chilli : 500-1000 g / ha • Seed treatment Treat the seeds with Trichoderma viride @ 4 g / kg or Pseudomonas fluorescens @ 10 g / kg of seed or Azospirillum @ 40 g / 400 g of seeds using rice gruel as adhesive.
<p>Ginger/Turmeric</p>	<p>Seed bed preparation/Sowing</p>		<ul style="list-style-type: none"> • Select sandy loam type of soil for cultivation. Farmers are advised to make raised bed of size 1m width, 15cm height and of convenient length and channels for draining excess rain water. • After field preparation HYV's of ginger/turmeric like Turmeric: Lakadong, RCT-, Megha Turmeric-1; Ginger: Nadia, Poona, Riodegenerio, etc. should be planted. • Seed rate- Turmeric: 2000-2500kg/ha. Ginger: 1400-1600 Kg/ha • Before sowing treat the seed rhizomes with Indofil M - 45 or Captaf @ 0.3% & plant at a spacing of 25cm x 25-30cm and turmeric at 40-45cm X 25cm. • Complete sowing before 20th April.
<p>Tomato</p>	<p>Transplanting to early vegetative growth</p>		<ul style="list-style-type: none"> • Transplant of seedlings of age 25-30 days old in beds at a spacing of 75x 45cm in the evening & irrigate immediately. • Apply 86 kg/ha urea (1/3 N), 375kg SSP & 83kg MOP as basal dose either just before transplanting or 5-10 days after transplanting. Apply the remaining 2/3 N (86 kg/ha urea) at 20 and 45 DAT. • Gap filling has to be done at 7th day after transplanting
<p>Spring Potato</p>	<p>Early vegetative stage</p>		<ul style="list-style-type: none"> • Earthing up is to be done at 25 days after planting (stolon formation stage). Depending upon the soil moisture status and availability of irrigation facility, farmers are advised to follow the irrigation schedule as follow: 1st irrigation: 25-30 DAS; 2nd irrigation: 60 DAS; 3rd irrigation: 80 DAS
<p>Khasi Mandarin</p>		<p>Powdery Mildew</p>	<ul style="list-style-type: none"> • Spray Sulfex E 2.5 g/litre of water during flush. • Nutrient application: • Apply 30kg FYM/Tree • 650 g Urea: 1220 g SSP: 450 g MOP/tree.
<p>Animal Sciences</p>			
<p>Poultry</p>	<p>All stages</p>		<ul style="list-style-type: none"> • Protect poultry houses from extreme wind by covering with polythene sheets on the sheds.



GRAMIN KRISHI MAUSAM SEWA

ICAR Research Complex for NEH Region

Umroi Road, Umiam – 793 103 Meghalaya



☎ Telephone No. : 0364 2570276 (O) Fax: 0364 2570213/Email: iaasbarapani@yahoo.in

			<ul style="list-style-type: none"> • Provide vitamin B complex @ 7ml/litre in drinking water daily in broiler for healthy growth. • Litter should be changed periodically and provide clean drinking water and change the water every day. • Diseased and dead birds should be immediately removed. • Regularly inspect the droppings of the poultry birds for any diseases symptom.
		Coccidiosis	<ul style="list-style-type: none"> • Provide plenty of fresh and clean drinking water. • Provide coccidiostatic like Amprolium @ 25-65 mg/kg feed once a day as a preventive measure against coccidiosis.
		Ranikhet disease	<ul style="list-style-type: none"> • Vaccinate the poultry birds with F1/ Lasota vaccine (1 drop) at the age of 4-7 days old and 35 days old through eye and nostril.
Piggery	All stages		<ul style="list-style-type: none"> • Vaccinate all newly born piglets against swine fever at the age of 3 months followed by annual booster dose. • In epidemic areas, vaccinate 6 months old pigs with FMD vaccine once in a year. • Iron supplementation in piglet to prevent from piglet anaemia during 1st week of age.
Cattle & Buffaloes	6-9 months calves	Skin infection	<ul style="list-style-type: none"> • Provide Ivermectin (Injection) @ 10mg/33kg body wt.
		Brucellosis	<ul style="list-style-type: none"> • Vaccinate 6-9 months old calves with <i>Brucella abortus</i> cotton strain-19 @ 5ml subcutaneous on the neck
		Foot & Mouth Disease, Haemorrhagic Septicaemia, Black Quarter	<ul style="list-style-type: none"> • Undertake regular immunization of cattle & buffaloes against Foot & Mouth disease, Haemorrhagic septicaemia & Black Quarter.
Fishery			
Common carp	Brooders/ Breeding season		<ul style="list-style-type: none"> • Provide plastic mobs in the brooder pond for eggs to attach. • After the eggs are attached to the mob, transfer it to the nursery pond. • Keep the mob in the nursery pond for about 3 – 4 days till the eggs completely hatched out. • Maintain water pH at around 7.5 by application of lime.

Suggestion: Contact nearby State Agril. Staff or KVK staff for necessary help and suggestion.





Agro Advisory Bulletin – WEST GARO HILLS
(Period 14th – 18th April, 2017)

Weather forecast valid up to 18th April, 2017

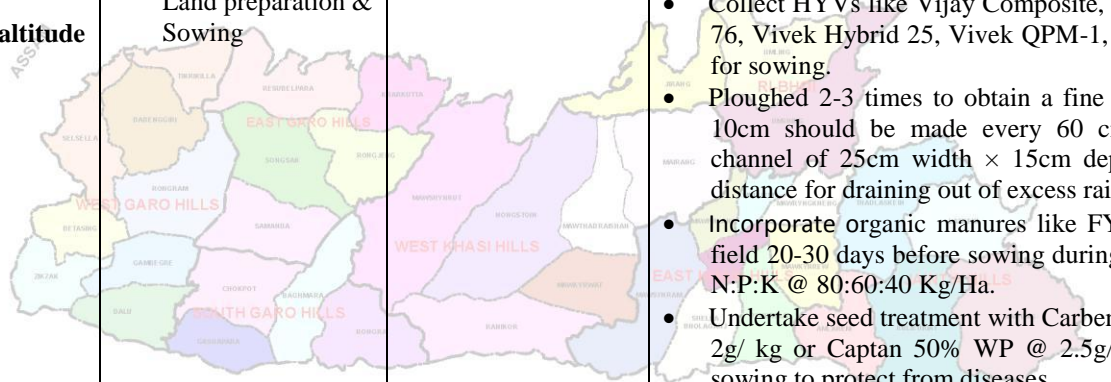

The possibility of Rainfall is 0.0mm for the next five days. Maximum Temp: 31-33°C, Minimum Temp: 18-20°C, Cloud cover: sky will be mainly clear i.e. 0-2 Okta, Maximum RH: 54-74%, Minimum RH: 23-30%, Wind speed: 5-6 Kmph, Wind direction: Eastern.

Weekly cumulative rainfall : 0.0mm

C & RD BLOCK MAP OF MEGHALAYA

90°0'0"E 90°30'0"E 91°0'0"E 91°30'0"E 92°0'0"E 92°30'0"E 93°0'0"E

Agro meteorological Advisories for coming 5 days —

Main Crop/ Animal /Fisheries	Stage	Pest/Diseases	Agricultural Advisories
Maize High & Mid altitude Region	ASSAM Land preparation & Sowing 		ASSAM <ul style="list-style-type: none"> • Collect HYVs like Vijay Composite, DA 61A, RCM 75, 76, Vivek Hybrid 25, Vivek QPM-1, etc and keep ready for sowing. • Ploughed 2-3 times to obtain a fine tilth. Furrow of 8-10cm should be made every 60 cm apart. Keep a channel of 25cm width × 15cm depth spaced at 8 m distance for draining out of excess rain. • Incorporate organic manures like FYM @ 5t/ha in the field 20-30 days before sowing during ploughing. Apply N:P:K @ 80:60:40 Kg/Ha. • Undertake seed treatment with Carbendazim 50% WP @ 2g/ kg or Captan 50% WP @ 2.5g/Kg of seed before sowing to protect from diseases. • Sow 2 seeds per hill at a spacing of 60×30 cm followed by thinning at 10 days after germination & retaining one seedling per hill.
Bottle Gourd	Sowing 		<ul style="list-style-type: none"> • Prepare pits of size 60cm x 60cm x 60cm for sowing of bottle gourd & apply 15-20kgs well rotten FYM in each pit. • Sow 2-3 seeds of bottle gourd varieties like Pusa Summer, Prolific Long, Prolific Round, Pusa Meghdoot, Pusa Hybrid 2, etc to be planted in each pit. • Mulching with locally available materials like straw, grasses may be done to reduce evaporation losses.
Ash Gourd & Pumpkin	Sowing		<ul style="list-style-type: none"> • Ash gourd & Pumpkin to be planted at plant to plant 3m and row to row 1.5m spacing. Apply 15-20kgs FYM/pit of size 60cm x 60cm. Sowing of 2-3 seed in each pit.
Brinjal/Chilli	Nursery preparation		Nursery bed preparation <ul style="list-style-type: none"> • Prepare raised bed & apply FYM @ 4 kg/m². Make rows of 10 cm distance along the width of the bed with the help of bamboo stick. Sow the seeds at 1-2 cm deep in the line & covered with sieved FYM, sand and soil mixture. Covered the bed with dry grass/paddy straw or polythene for 3-5 days to induce early germination of



GRAMIN KRISHI MAUSAM SEWA

ICAR Research Complex for NEH Region

Umroi Road, Umiam – 793 103 Meghalaya



☎ Telephone No. : 0364 2570276 (O) Fax: 0364 2570213/Email: iaasbarapani@yahoo.in

			<p>seeds. Irrigate the bed every day. Removed the mulch material as soon as sprouts occurs. Seedlings of 30-35 days old can be transplanted in the main filed.</p> <ul style="list-style-type: none"> Recommended varieties: Chilli – Pusa jwala & Local Brinjal – Arka Nidhi, Singh Nath, Bhola Nath & local Recommended seed rate Brinjal : 500 g / ha Chilli : 500-1000 g / ha Seed treatment Treat the seeds with Trichoderma viride @ 4 g / kg or Pseudomonas fluorescens @ 10 g / kg of seed or Azospirillum @ 40 g / 400 g of seeds using rice gruel as adhesive.
<p>Ginger/Turmeric</p>	<p>Seed bed preparation/Sowing</p>	<p style="text-align: center;">C & RD BLOCK MAP OF MEGHALAYA</p>	<ul style="list-style-type: none"> Select sandy loam type of soil for cultivation. Farmers are advised to make raised bed of size 1m width, 15cm height and of convenient length and channels for draining excess rain water. After field preparation HYV's of ginger/turmeric like Turmeric: Lakadong, RCT-, Megha Turmeric-1; Ginger: Nadia, Poona, Riodegenerio, etc. should be planted. Seed rate- Turmeric: 2000-2500kg/ha. Ginger: 1400-1600 Kg/ha Before sowing treat the seed rhizomes with Indofil M - 45 or Captaf @ 0.3% & plant at a spacing of 25cm x 25-30cm and turmeric at 40-45cm X 25cm. Complete sowing before 20th April.
<p>Tomato</p>	<p>Transplanting to early vegetative growth</p>	<p style="text-align: center;">SCALE 1: 1,350,000</p>	<ul style="list-style-type: none"> Transplant seedlings of age 25-30 days old in beds at a spacing of 75x 45cm in the evening & irrigate immediately. Apply 86 kg/ha urea (1/3 N), 375kg SSP & 83kg MOP as basal dose either just before transplanting or 5-10 days after transplanting. Apply the remaining 2/3 N (86 kg/ha urea) at 20 and 45 DAT. Gap filling has to be done at 7th day after transplanting
<p>Khasi Mandarin</p>	<p></p>	<p>Powdery Mildew</p>	<ul style="list-style-type: none"> Spray Sulfex E 2.5 g/litre of water during flush. <p>Nutrient application:</p> <ul style="list-style-type: none"> Apply 30kg FYM/Tree 650 g Urea: 1220 g SSP: 450 g MOP/tree.
<p>Animal Sciences</p>			
<p>Poultry</p>	<p>All stages</p>	<p></p>	<ul style="list-style-type: none"> Protect poultry houses from extreme wind by covering with polythene sheets on the sheds. Provide vitamin B complex @ 7ml/litre in drinking water daily in broiler for healthy growth. Litter should be changed periodically and provide clean drinking water and change the water every day. Diseased and dead birds should be immediately removed. Regularly inspect the droppings of the poultry birds for any diseases symptom.
		<p>Coccidiosis</p>	<ul style="list-style-type: none"> Provide plenty of fresh and clean drinking water. Provide coccidiostatic like Amprolium @ 25-65 mg/kg



GRAMIN KRISHI MAUSAM SEWA

ICAR Research Complex for NEH Region

Umroi Road, Umiam – 793 103 Meghalaya



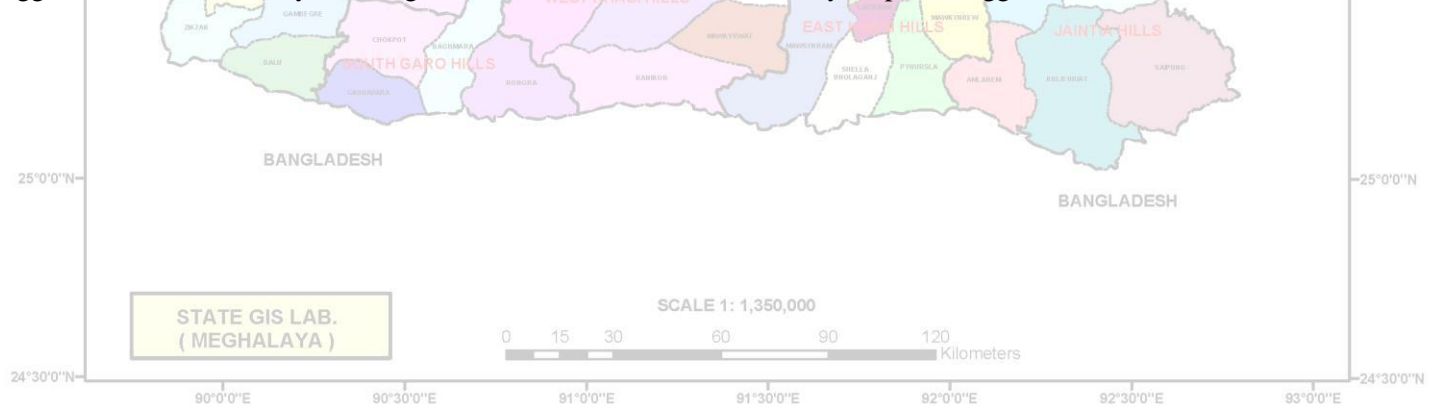
☎: Telephone No. : 0364 2570276 (O) Fax: 0364 2570213/Email: iaasbarapani@yahoo.in

			feed once a day as a preventive measure against coccidiosis.
		Ranikhet disease	<ul style="list-style-type: none"> Vaccinate the poultry birds with F1/ Lasota vaccine (1 drop) at the age of 4-7 days old and 35 days old through eye and nostril.
Piggery	All stages		<ul style="list-style-type: none"> Vaccinate all newly born piglets against swine fever at the age of 3 months followed by annual booster dose. In epidemic areas, vaccinate 6 months old pigs with FMD vaccine once in a year. Iron supplementation in piglet to prevent from piglet anaemia during 1st week of age.
		Skin infection	<ul style="list-style-type: none"> Provide Ivermectin (Injection) @ 10mg/33kg body wt.
Cattle & Buffaloes	6-9 months calves	Brucellosis	<ul style="list-style-type: none"> Vaccinate 6-9 months old calves with <i>Brucella abortus</i> cotton strain-19 @ 5ml subcutaneous on the neck
		Foot & Mouth Disease, Haemorrhagic Septicaemia, Black Quarter	<ul style="list-style-type: none"> Undertake regular immunization of cattle & buffaloes against Foot & Mouth disease, Haemorrhagic septicaemia & Black Quarter.

Fishery

Common carp	Brooders/ Breeding season		<ul style="list-style-type: none"> Provide plastic mobs in the brooder pond for eggs to attach. After the eggs are attached to the mob, transfer it to the nursery pond. Keep the mob in the nursery pond for about 3 – 4 days till the eggs completely hatched out. Maintain water pH at around 7.5 by application of lime.
--------------------	------------------------------	--	--

Suggestion: Contact nearby State Agril. Staff or KVK staff for necessary help and suggestion.



STATE GIS LAB.
(MEGHALAYA)



Agro Advisory Bulletin – WEST JAINTIA HILLS
(Period 14th – 18th April, 2017)

Weather forecast valid up to 18th April, 2017

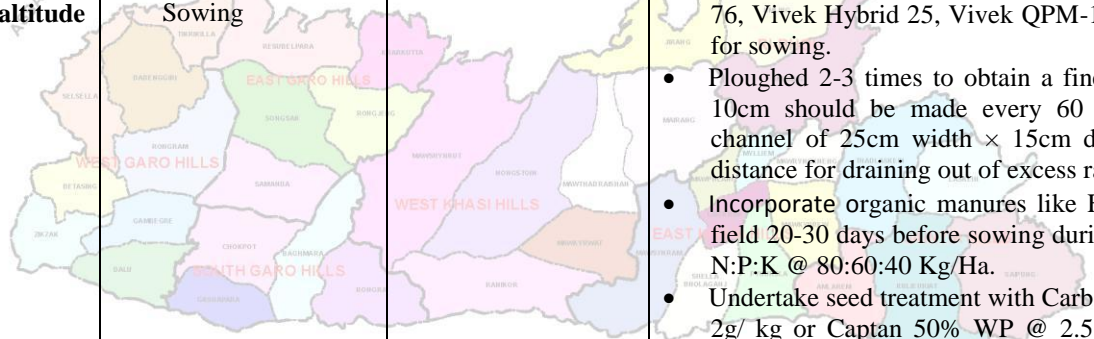

The possibility of Rainfall is 0.0mm for the next five days. Maximum Temp: 25-27°C, Minimum Temp: 15-16°C, Cloud cover: sky will be mainly clear i.e. 0-2 Okta, Maximum RH: 59-74%, Minimum RH: 24-28%, Wind speed: 2-4 Kmph, Wind direction: East-Southwest.

Weekly cumulative rainfall : 0.0mm

C & RD BLOCK MAP OF MEGHALAYA

90°0'0"E 90°30'0"E 91°0'0"E 91°30'0"E 92°0'0"E 92°30'0"E 93°0'0"E

Agro meteorological Advisories for coming 5 days

Main Crop/ Animal /Fisheries	Stage	Pest/Diseases	Agricultural Advisories
Maize High & Mid altitude Region	ASSAM Land preparation & Sowing 		<ul style="list-style-type: none"> • Collect HYVs like Vijay Composite, DA 61A, RCM 75, 76, Vivek Hybrid 25, Vivek QPM-1, etc and keep ready for sowing. • Ploughed 2-3 times to obtain a fine tilth. Furrow of 8-10cm should be made every 60 cm apart. Keep a channel of 25cm width × 15cm depth spaced at 8 m distance for draining out of excess rain. • Incorporate organic manures like FYM @ 5t/ha in the field 20-30 days before sowing during ploughing. Apply N:P:K @ 80:60:40 Kg/Ha. • Undertake seed treatment with Carbendazim 50% WP @ 2g/ kg or Captan 50% WP @ 2.5g/Kg of seed before sowing to protect from diseases. • Sow 2 seeds per hill at a spacing of 60×30 cm followed by thinning at 10 days after germination & retaining one seedling per hill.
Bottle Gourd	Sowing 		<ul style="list-style-type: none"> • Prepare pits of size 60cm x 60cm x 60cm for sowing of bottle gourd & apply 15-20kgs well rotten FYM in each pit. • Sow 2-3 seeds of bottle gourd varieties like Pusa Summer, Prolific Long, Prolific Round, Pusa Meghdoot, Pusa Hybrid 2, etc to be planted in each pit. • Mulching with locally available materials like straw, grasses may be done to reduce evaporation losses.
Ash Gourd & Pumpkin	Sowing		<ul style="list-style-type: none"> • Ash gourd & Pumpkin to be planted at plant to plant 3m and row to row 1.5m spacing. Apply 15-20kgs FYM/pit of size 60cm x 60cm. Sowing of 2-3 seed in each pit.
Brinjal/Chilli	Nursery preparation		Nursery bed preparation <ul style="list-style-type: none"> • Prepare raised bed & apply FYM @ 4 kg/m². Make rows of 10 cm distance along the width of the bed with the help of bamboo stick. Sow the seeds at 1-2 cm deep in the line & covered with sieved FYM, sand and soil mixture. Covered the bed with dry grass/paddy straw or



GRAMIN KRISHI MAUSAM SEWA

ICAR Research Complex for NEH Region

Umroi Road, Umiam – 793 103 Meghalaya



☎ Telephone No. : 0364 2570276 (O) Fax: 0364 2570213/Email: iaasbarapani@yahoo.in

			<p>polythene for 3-5 days to induce early germination of seeds. Irrigate the bed every day. Removed the mulch material as soon as sprouts occurs. Seedlings of 30-35 days old can be transplanted in the main filed.</p> <ul style="list-style-type: none"> • Recommended varieties: Chilli – Pusa jwala & Local Brinjal – Arka Nidhi, Singh Nath, Bhola Nath & local • Recommended seed rate Brinjal : 500 g / ha Chilli : 500-1000 g / ha • Seed treatment Treat the seeds with Trichoderma viride @ 4 g / kg or Pseudomonas fluorescens @ 10 g / kg of seed or Azospirillum @ 40 g / 400 g of seeds using rice gruel as adhesive.
<p>Ginger/Turmeric</p>	<p>Seed bed preparation/Sowing</p>		<ul style="list-style-type: none"> • Select sandy loam type of soil for cultivation. Farmers are advised to make raised bed of size 1m width, 15cm height and of convenient length and channels for draining excess rain water. • After field preparation HYV's of ginger/turmeric like Turmeric: Lakadong, RCT-, Megha Turmeric-1; Ginger: Nadia, Poona, Riodegenerio, etc. should be planted. • Seed rate- Turmeric: 2000-2500kg/ha. Ginger: 1400-1600 Kg/ha • Before sowing treat the seed rhizomes with Indofil M - 45 or Captaf @ 0.3% & plant at a spacing of 25cm x 25-30cm and turmeric at 40-45cm X 25cm. • Complete sowing before 20th April.
<p>Tomato</p>	<p>Transplanting to early vegetative growth</p>		<ul style="list-style-type: none"> • Transplant of seedlings of age 25-30 days old in beds at a spacing of 75x 45cm in the evening & irrigate immediately. • Apply 86 kg/ha urea (1/3 N), 375kg SSP & 83kg MOP as basal dose either just before transplanting or 5-10 days after transplanting. Apply the remaining 2/3 N (86 kg/ha urea) at 20 and 45 DAT. • Gap filling has to be done at 7th day after transplanting
<p>Spring Potato</p>	<p>Early vegetative stage</p>		<ul style="list-style-type: none"> • Earthing up is to be done at 25 days after planting (stolon formation stage). Depending upon the soil moisture status and availability of irrigation facility, farmers are advised to follow the irrigation schedule as follow: 1st irrigation: 25-30 DAS; 2nd irrigation: 60 DAS; 3rd irrigation: 80 DAS
<p>Khasi Mandarin</p>	<p></p>	<p>Powdery Mildew</p>	<ul style="list-style-type: none"> • Spray Sulfex E 2.5 g/litre of water during flush. Nutrient application: • Apply 30kg FYM/Tree • 650 g Urea: 1220 g SSP: 450 g MOP/tree.
<p>Animal Sciences</p>			
<p>Poultry</p>	<p>All stages</p>	<p></p>	<ul style="list-style-type: none"> • Protect poultry houses from extreme wind by covering with polythene sheets on the sheds.



GRAMIN KRISHI MAUSAM SEWA

ICAR Research Complex for NEH Region

Umroi Road, Umiam – 793 103 Meghalaya



☎ Telephone No. : 0364 2570276 (O) Fax: 0364 2570213/Email: iaasbarapani@yahoo.in

			<ul style="list-style-type: none"> • Provide vitamin B complex @ 7ml/litre in drinking water daily in broiler for healthy growth. • Litter should be changed periodically and provide clean drinking water and change the water every day. • Diseased and dead birds should be immediately removed. • Regularly inspect the droppings of the poultry birds for any diseases symptom.
		Coccidiosis	<ul style="list-style-type: none"> • Provide plenty of fresh and clean drinking water. • Provide coccidiostatic like Amprolium @ 25-65 mg/kg feed once a day as a preventive measure against coccidiosis.
		Ranikhet disease	<ul style="list-style-type: none"> • Vaccinate the poultry birds with F1/ Lasota vaccine (1 drop) at the age of 4-7 days old and 35 days old through eye and nostril.
Piggery	All stages		<ul style="list-style-type: none"> • Vaccinate all newly born piglets against swine fever at the age of 3 months followed by annual booster dose. • In epidemic areas, vaccinate 6 months old pigs with FMD vaccine once in a year. • Iron supplementation in piglet to prevent from piglet anaemia during 1st week of age.
Cattle & Buffaloes	6-9 months calves	Skin infection	<ul style="list-style-type: none"> • Provide Ivermectin (Injection) @ 10mg/33kg body wt.
		Brucellosis	<ul style="list-style-type: none"> • Vaccinate 6-9 months old calves with <i>Brucella abortus</i> cotton strain-19 @ 5ml subcutaneous on the neck
		Foot & Mouth Disease, Haemorrhagic Septicaemia, Black Quarter	<ul style="list-style-type: none"> • Undertake regular immunization of cattle & buffaloes against Foot & Mouth disease, Haemorrhagic septicaemia & Black Quarter.
Fishery			
Common carp	Brooders/ Breeding season		<ul style="list-style-type: none"> • Provide plastic mobs in the brooder pond for eggs to attach. • After the eggs are attached to the mob, transfer it to the nursery pond. • Keep the mob in the nursery pond for about 3 – 4 days till the eggs completely hatched out. • Maintain water pH at around 7.5 by application of lime.

Suggestion: Contact nearby State Agril. Staff or KVK staff for necessary help and suggestion.





Agro Advisory Bulletin – WEST KHASI HILLS
(Period 14th – 18th April, 2017)

Weather forecast valid up to 18th April, 2017

The possibility of Rainfall is 0.0mm for the next five days. Maximum Temp: 26-28°C, Minimum Temp: 15-17°C, Cloud cover: sky will be mainly clear i.e. 0-2 Okta, Maximum RH: 58-76%, Minimum RH: 24-30%, Wind speed: 2-3 Kmph, Wind direction: East-Southeast.

Weekly cumulative rainfall : 0.0mm

C & RD BLOCK MAP OF MEGHALAYA

90°0'0"E 90°30'0"E 91°0'0"E 91°30'0"E 92°0'0"E 92°30'0"E 93°0'0"E

Agro meteorological Advisories for coming 5 days

Main Crop/ Animal /Fisheries	Stage	Pest/Diseases	Agricultural Advisories
Maize High & Mid altitude Region	Land preparation & Sowing		<ul style="list-style-type: none"> Collect HYVs like Vijay Composite, DA 61A, RCM 75, 76, Vivek Hybrid 25, Vivek QPM-1, etc and keep ready for sowing. Ploughed 2-3 times to obtain a fine tilth. Furrow of 8-10cm should be made every 60 cm apart. Keep a channel of 25cm width × 15cm depth spaced at 8 m distance for draining out of excess rain. Incorporate organic manures like FYM @ 5t/ha in the field 20-30 days before sowing during ploughing. Apply N:P:K @ 80:60:40 Kg/Ha. Undertake seed treatment with Carbendazim 50% WP @ 2g/ kg or Captan 50% WP @ 2.5g/Kg of seed before sowing to protect from diseases. Sow 2 seeds per hill at a spacing of 60×30 cm followed by thinning at 10 days after germination & retaining one seedling per hill.
Bottle Gourd	Sowing		<ul style="list-style-type: none"> Prepare pits of size 60cm x 60cm x 60cm for sowing of bottle gourd & apply 15-20kgs well rotten FYM in each pit. Sow 2-3 seeds of bottle gourd varieties like Pusa Summer, Prolific Long, Prolific Round, Pusa Meghdoot, Pusa Hybrid 2, etc to be planted in each pit. Mulching with locally available materials like straw, grasses may be done to reduce evaporation losses.
Ash Gourd & Pumpkin	Sowing		<ul style="list-style-type: none"> Ash gourd & Pumpkin to be planted at plant to plant 3m and row to row 1.5m spacing. Apply 15-20kgs FYM/pit of size 60cm x 60cm. Sowing of 2-3 seed in each pit.
Brinjal/Chilli	Nursery preparation		<p>Nursery bed preparation</p> <ul style="list-style-type: none"> Prepare raised bed & apply FYM @ 4 kg/m². Make rows of 10 cm distance along the width of the bed with the help of bamboo stick. Sow the seeds at 1-2 cm deep in the line & covered with sieved FYM, sand and soil mixture. Covered the bed with dry grass/paddy straw or

STATE GIS LAB.
(MEGHALAYA)

SCALE 1: 1,350,000





GRAMIN KRISHI MAUSAM SEWA
ICAR Research Complex for NEH Region
Umroi Road, Umiam – 793 103 Meghalaya



☎: Telephone No. : 0364 2570276 (O) Fax: 0364 2570213/Email: iaasbarapani@yahoo.in

			<p>polythene for 3-5 days to induce early germination of seeds. Irrigate the bed every day. Removed the mulch material as soon as sprouts occurs. Seedlings of 30-35 days old can be transplanted in the main filed.</p> <ul style="list-style-type: none"> • Recommended varieties: Chilli – Pusa jwala & Local Brinjal – Arka Nidhi, Singh Nath, Bhola Nath & local • Recommended seed rate Brinjal : 500 g / ha Chilli : 500-1000 g / ha • Seed treatment Treat the seeds with Trichoderma viride @ 4 g / kg or Pseudomonas fluorescens @ 10 g / kg of seed or Azospirillum @ 40 g / 400 g of seeds using rice gruel as adhesive.
<p>Ginger/Turmeric</p>	<p>Seed bed preparation/Sowing</p>		<ul style="list-style-type: none"> • Select sandy loam type of soil for cultivation. Farmers are advised to make raised bed of size 1m width, 15cm height and of convenient length and channels for draining excess rain water. • After field preparation HYV's of ginger/turmeric like Turmeric: Lakadong, RCT-, Megha Turmeric-1; Ginger: Nadia, Poona, Riodegenerio, etc. should be planted. • Seed rate- Turmeric: 2000-2500kg/ha. Ginger: 1400-1600 Kg/ha • Before sowing treat the seed rhizomes with Indofil M - 45 or Captaf @ 0.3% & plant at a spacing of 25cm x 25-30cm and turmeric at 40-45cm X 25cm. • Complete sowing before 20th April.
<p>Tomato</p>	<p>Transplanting to early vegetative growth</p>		<ul style="list-style-type: none"> • Transplant of seedlings of age 25-30 days old in beds at a spacing of 75x 45cm in the evening & irrigate immediately. • Apply 86 kg/ha urea (1/3 N), 375kg SSP & 83kg MOP as basal dose either just before transplanting or 5-10 days after transplanting. Apply the remaining 2/3 N (86 kg/ha urea) at 20 and 45 DAT. • Gap filling has to be done at 7th day after transplanting
<p>Spring Potato</p>	<p>Early vegetative stage</p>		<ul style="list-style-type: none"> • Earthing up is to be done at 25 days after planting (stolon formation stage). Depending upon the soil moisture status and availability of irrigation facility, farmers are advised to follow the irrigation schedule as follow: 1st irrigation: 25-30 DAS; 2nd irrigation: 60 DAS; 3rd irrigation: 80 DAS
<p>Khasi Mandarin</p>		<p>Powdery Mildew</p>	<ul style="list-style-type: none"> • Spray Sulfex E 2.5 g/litre of water during flush. • Nutrient application: • Apply 30kg FYM/Tree • 650 g Urea: 1220 g SSP: 450 g MOP/tree.
<p>Animal Sciences</p>			
<p>Poultry</p>	<p>All stages</p>		<ul style="list-style-type: none"> • Protect poultry houses from extreme wind by covering with polythene sheets on the sheds.



GRAMIN KRISHI MAUSAM SEWA

ICAR Research Complex for NEH Region

Umroi Road, Umiam – 793 103 Meghalaya



☎ Telephone No. : 0364 2570276 (O) Fax: 0364 2570213/Email: iaasbarapani@yahoo.in

			<ul style="list-style-type: none"> • Provide vitamin B complex @ 7ml/litre in drinking water daily in broiler for healthy growth. • Litter should be changed periodically and provide clean drinking water and change the water every day. • Diseased and dead birds should be immediately removed. • Regularly inspect the droppings of the poultry birds for any diseases symptom.
		Coccidiosis	<ul style="list-style-type: none"> • Provide plenty of fresh and clean drinking water. • Provide coccidiostatic like Amprolium @ 25-65 mg/kg feed once a day as a preventive measure against coccidiosis.
		Ranikhet disease	<ul style="list-style-type: none"> • Vaccinate the poultry birds with F1/ Lasota vaccine (1 drop) at the age of 4-7 days old and 35 days old through eye and nostril.
Piggery	All stages		<ul style="list-style-type: none"> • Vaccinate all newly born piglets against swine fever at the age of 3 months followed by annual booster dose. • In epidemic areas, vaccinate 6 months old pigs with FMD vaccine once in a year. • Iron supplementation in piglet to prevent from piglet anaemia during 1st week of age.
Cattle & Buffaloes	6-9 months calves	Skin infection	<ul style="list-style-type: none"> • Provide Ivermectin (Injection) @ 10mg/33kg body wt.
		Brucellosis	<ul style="list-style-type: none"> • Vaccinate 6-9 months old calves with <i>Brucella abortus</i> cotton strain-19 @ 5ml subcutaneous on the neck
		Foot & Mouth Disease, Haemorrhagic Septicaemia, Black Quarter	<ul style="list-style-type: none"> • Undertake regular immunization of cattle & buffaloes against Foot & Mouth disease, Haemorrhagic septicaemia & Black Quarter.
Fishery			
Common carp	Brooders/ Breeding season		<ul style="list-style-type: none"> • Provide plastic mobs in the brooder pond for eggs to attach. • After the eggs are attached to the mob, transfer it to the nursery pond. • Keep the mob in the nursery pond for about 3 – 4 days till the eggs completely hatched out. • Maintain water pH at around 7.5 by application of lime.

Suggestion: Contact nearby State Agril. Staff or KVK staff for necessary help and suggestion.





Agro Advisory Bulletin – East Garo Hills (Period 14th – 18th April, 2017)

Weather summary of the past five days

Weather forecast valid up to 18th April, 2017

Sky was partly cloudy with 0.0mm rainfall. Maximum temperatures ranged between 29-32°C and minimum ranged between 16-19°C. Relative humidity was 62-84% in morning and 31-37% in evening. Wind speed ranged between: 4-6 kmph.

The possibility of Rainfall is 0.0mm for the next five days. Maximum Temp: 31-32°C, Minimum Temp: 17-18°C, Cloud cover: sky will be mainly clear i.e. 0-2 Okta, Maximum RH: 57-75%, Minimum RH: 24-30%, Wind speed: 3-5 Kmph, Wind direction: Eastern.

C & RD BLOCK MAP OF MEGHALAYA

Weekly cumulative rainfall : 0.0mm

Agro meteorological Advisories for coming 5 days

Main Crop/ Animal /Fisheries	Stage	Pest/Diseases	Agricultural Advisories
Maize High & Mid altitude Region	Land preparation & Sowing		<ul style="list-style-type: none"> Collect HYVs like Vijay Composite, DA 61A, RCM 75, 76, Vivek Hybrid 25, Vivek QPM-1, etc and keep ready for sowing. Ploughed 2-3 times to obtain a fine tilth. Furrow of 8-10cm should be made every 60 cm apart. Keep a channel of 25cm width × 15cm depth spaced at 8 m distance for draining out of excess rain. Incorporate organic manures like FYM @ 5t/ha in the field 20-30 days before sowing during ploughing. Apply N:P:K @ 80:60:40 Kg/Ha. Undertake seed treatment with Carbendazim 50% WP @ 2g/ kg or Captan 50% WP @ 2.5g/Kg of seed before sowing to protect from diseases. Sow 2 seeds per hill at a spacing of 60×30 cm followed by thinning at 10 days after germination & retaining one seedling per hill.
Bottle Gourd	Sowing		<ul style="list-style-type: none"> Prepare pits of size 60cm x 60cm x 60cm for sowing of bottle gourd & apply 15-20kgs well rotten FYM in each pit. Sow 2-3 seeds of bottle gourd varieties like Pusa Summer, Prolific Long, Prolific Round, Pusa Meghdoot, Pusa Hybrid 2, etc to be planted in each pit. Mulching with locally available materials like straw, grasses may be done to reduce evaporation loses.
Ash Gourd & Pumpkin	Sowing		<ul style="list-style-type: none"> Ash gourd & Pumpkin to be planted at plant to plant 3m and row to row 1.5m spacing. Apply 15-20kgs FYM/pit of size 60cm x 60cm. Sowing of 2-3 seed in each pit.
Brinjal/Chilli	Nursery preparation		Nursery bed preparation <ul style="list-style-type: none"> Prepare raised bed & apply FYM @ 4 kg/m².



GRAMIN KRISHI MAUSAM SEWA
ICAR Research Complex for NEH Region
Umroi Road, Umiam – 793 103 Meghalaya



☎: Telephone No. : 0364 2570276 (O) Fax: 0364 2570213/Email: iaasbarapani@yahoo.in

		<p align="center">C & RD BLOCK MAP OF MEGHALAYA</p>	<p>Make rows of 10 cm distance along the width of the bed with the help of bamboo stick. Sow the seeds at 1-2 cm deep in the line & covered with sieved FYM, sand and soil mixture. Covered the bed with dry grass/paddy straw or polythene for 3-5 days to induce early germination of seeds. Irrigate the bed every day. Removed the mulch material as soon as sprouts occurs. Seedlings of 30-35 days old can be transplanted in the main filed.</p> <ul style="list-style-type: none"> • Recommended varieties: Chilli – Pusa jwala & Local Brinjal – Arka Nidhi, Singh Nath, Bhola Nath & local • Recommended seed rate Brinjal : 500 g / ha Chilli : 500-1000 g / ha • Seed treatment Treat the seeds with Trichoderma viride @ 4 g / kg or Pseudomonas fluorescens @ 10 g / kg of seed or Azospirillum @ 40 g / 400 g of seeds using rice gruel as adhesive.
<p>Ginger/Turmeric</p>	<p>Seed bed preparation/Sowing</p>		<ul style="list-style-type: none"> • Select sandy loam type of soil for cultivation. Farmers are advised to make raised bed of size 1m width, 15cm height and of convenient length and channels for draining excess rain water. • After field preparation HYV's of ginger/turmeric like Turmeric: Lakadong, RCT-, Megha Turmeric-1; Ginger: Nadia, Poona, Riodegenerio, etc. should be planted. • Seed rate- Turmeric: 2000-2500kg/ha. Ginger: 1400-1600 Kg/ha • Before sowing treat the seed rhizomes with Indofil M -45 or Captaf @ 0.3% & plant at a spacing of 25cm x 25-30cm and turmeric at 40-45cm X 25cm. • Complete sowing before 20th April.
<p>Tomato</p>	<p>Transplanting to early vegetative growth</p>	<p align="center">SCALE 1: 1,350,000</p>	<ul style="list-style-type: none"> • Transplant of seedlings of age 25-30 days old in beds at a spacing of 75× 45cm in the evening & irrigate immediately. • Apply 86 kg/ha urea (1/3 N), 375kg SSP & 83kg MOP as basal dose either just before transplanting or 5-10 days after transplanting. Apply the remaining 2/3 N (86 kg/ha urea) at 20 and 45 DAT. • Gap filling has to be done at 7th day after transplanting
<p>Khasi Mandarin</p>		<p>Powdery Mildew</p>	<ul style="list-style-type: none"> • Spray Sulfex E 2.5 g/litre of water during flush. • Nutrient application: Apply 30kg FYM/Tree



GRAMIN KRISHI MAUSAM SEWA

ICAR Research Complex for NEH Region

Umroi Road, Umiam – 793 103 Meghalaya



☎: Telephone No. : 0364 2570276 (O) Fax: 0364 2570213/Email: iaasbarapani@yahoo.in

			<ul style="list-style-type: none"> 650 g Urea: 1220 g SSP: 450 g MOP/tree.
Animal Sciences			
Poultry	All stages		<ul style="list-style-type: none"> Protect poultry houses from extreme wind by covering with polythene sheets on the sheds. Provide vitamin B complex @ 7ml/litre in drinking water daily in broiler for healthy growth. Litter should be change periodically and provide clean drinking water and changed the water every day. Diseased and dead birds should be immediately removed. Regularly inspect the droppings of the poultry birds for any diseases symptom.
		Coccidiosis	<ul style="list-style-type: none"> Provide plenty of fresh and clean drinking water. Provide coccidiostatic like Amprolium @ 25-65 mg/kg feed once a day as a preventive measure against coccidiosis.
		Ranikhet disease	<ul style="list-style-type: none"> Vaccinate the poultry birds with F1/ Lasota vaccine (1 drop) at the age of 4-7 days old and 35 days old through eye and nostril.
Piggery	All stages		<ul style="list-style-type: none"> Vaccinate all newly born piglets against swine fever at the age of 3 months followed by annual booster dose. In epidemic areas, vaccinate 6 months old pigs with FMD vaccine once in a year. Iron supplementation in piglet to prevent from piglet anaemia during 1st week of age.
		Skin infection	<ul style="list-style-type: none"> Provide Ivermectin (Injection) @ 10mg/33kg body wt.
Cattle & Buffaloes	6-9 months calves	Brucellosis	<ul style="list-style-type: none"> Vaccinate 6-9 months old calves with <i>Brucella abortus</i> cotton strain-19 @ 5ml subcutaneous on the neck
		Foot & Mouth Disease, Haemorrhagic Septicaemia, Black Quarter	<ul style="list-style-type: none"> Undertake regular immunization of cattle & buffaloes against Foot & Mouth disease, Haemorrhagic septicaemia & Black Quarter.
Fishery			
Common carp	Brooders/ Breeding season		<ul style="list-style-type: none"> Provide plastic mobs in the brooder pond for eggs to attach. After the eggs are attached to the mob, transfer it to the nursery pond. Keep the mob in the nursery pond for about 3 – 4 days till the eggs completely hatched out. Maintain water pH at around 7.5 by application of lime.

Suggestion: Contact nearby State Agril. Staff or KVK staff for necessary help and suggestion.



Agro Advisory Bulletin – EAST JAINTIA HILLS
(Period 14th – 18th April, 2017)

Weather forecast valid up to 18th April, 2017

The possibility of Rainfall is 0.0mm for the next five days. Maximum Temp: 26-28°C, Minimum Temp: 16-17°C, Cloud cover: sky will be mainly clear i.e. 0-2 Okta, Maximum RH: 61-74%, Minimum RH: 25-30%, Wind speed: 2-4 Kmph, Wind direction: Northeast-Southwest.

Weekly cumulative rainfall : 0.0mm

C & RD BLOCK MAP OF MEGHALAYA

Agro meteorological Advisories for coming 5 days

Main Crop/ Animal /Fisheries	Stage	Pest/Diseases	Agricultural Advisories
Maize High & Mid altitude Region	Land preparation & Sowing		<ul style="list-style-type: none"> Collect HYVs like Vijay Composite, DA 61A, RCM 75, 76, Vivek Hybrid 25, Vivek QPM-1, etc and keep ready for sowing. Ploughed 2-3 times to obtain a fine tilth. Furrow of 8-10cm should be made every 60 cm apart. Keep a channel of 25cm width × 15cm depth spaced at 8 m distance for draining out of excess rain. Incorporate organic manures like FYM @ 5t/ha in the field 20-30 days before sowing during ploughing. Apply N:P:K @ 80:60:40 Kg/Ha. Undertake seed treatment with Carbendazim 50% WP @ 2g/ kg or Captan 50% WP @ 2.5g/Kg of seed before sowing to protect from diseases. Sow 2 seeds per hill at a spacing of 60×30 cm followed by thinning at 10 days after germination & retaining one seedling per hill.
Bottle Gourd	Sowing		<ul style="list-style-type: none"> Prepare pits of size 60cm x 60cm x 60cm for sowing of bottle gourd & apply 15-20kgs well rotten FYM in each pit. Sow 2-3 seeds of bottle gourd varieties like Pusa Summer, Prolific Long, Prolific Round, Pusa Meghdoot, Pusa Hybrid 2, etc to be planted in each pit. Mulching with locally available materials like straw, grasses may be done to reduce evaporation losses.
Ash Gourd & Pumpkin	Sowing		<ul style="list-style-type: none"> Ash gourd & Pumpkin to be planted at plant to plant 3m and row to row 1.5m spacing. Apply 15-20kgs FYM/pit of size 60cm x 60cm. Sowing of 2-3 seed in each pit.
Brinjal/Chilli	Nursery preparation		<p>Nursery bed preparation</p> <ul style="list-style-type: none"> Prepare raised bed & apply FYM @ 4 kg/m². Make rows of 10 cm distance along the width of the bed with the help of bamboo stick. Sow the seeds at 1-2 cm deep in the line & covered with sieved FYM, sand and soil mixture. Covered the bed with dry grass/paddy straw or polythene for 3-5 days to induce early germination of

STATE GIS LAB.
(MEGHALAYA)

SCALE 1: 1,350,000





GRAMIN KRISHI MAUSAM SEWA
ICAR Research Complex for NEH Region
Umroi Road, Umiam – 793 103 Meghalaya



☎ Telephone No. : 0364 2570276 (O) Fax: 0364 2570213/Email: iaasbarapani@yahoo.in

			<p>seeds. Irrigate the bed every day. Removed the mulch material as soon as sprouts occurs. Seedlings of 30-35 days old can be transplanted in the main filed.</p> <ul style="list-style-type: none"> • Recommended varieties: Chilli – Pusa jwala & Local Brinjal – Arka Nidhi, Singh Nath, Bhola Nath & local • Recommended seed rate Brinjal : 500 g / ha Chilli : 500-1000 g / ha • Seed treatment Treat the seeds with Trichoderma viride @ 4 g / kg or Pseudomonas fluorescens @ 10 g / kg of seed or Azospirillum @ 40 g / 400 g of seeds using rice gruel as adhesive.
<p>Ginger/Turmeric</p>	Seed bed preparation/Sowing		<ul style="list-style-type: none"> • Select sandy loam type of soil for cultivation. Farmers are advised to make raised bed of size 1m width, 15cm height and of convenient length and channels for draining excess rain water. • After field preparation HYV's of ginger/turmeric like Turmeric: Lakadong, RCT-, Megha Turmeric-1; Ginger: Nadia, Poona, Riodegenerio, etc. should be planted. • Seed rate- Turmeric: 2000-2500kg/ha. Ginger: 1400-1600 Kg/ha • Before sowing treat the seed rhizomes with Indofil M - 45 or Captaf @ 0.3% & plant at a spacing of 25cm x 25-30cm and turmeric at 40-45cm X 25cm. • Complete sowing before 20th April.
<p>Tomato</p>	Transplanting to early vegetative growth		<ul style="list-style-type: none"> • Transplant seedlings of age 25-30 days old in beds at a spacing of 75× 45cm in the evening & irrigate immediately. • Apply 86 kg/ha urea (1/3 N), 375kg SSP & 83kg MOP as basal dose either just before transplanting or 5-10 days after transplanting. Apply the remaining 2/3 N (86 kg/ha urea) at 20 and 45 DAT. • Gap filling has to be done at 7th day after transplanting
<p>Spring Potato</p> <p>STATE GIS LAB. (MEGHALAYA)</p> <p>SCALE 1: 1,350,000</p> <p>0 15 30 60 90 Kilometers</p>	Early vegetative stage		<ul style="list-style-type: none"> • Earthing up is to be done at 25 days after planting (stolon formation stage). Depending upon the soil moisture status and availability of irrigation facility, farmers are advised to follow the irrigation schedule as follow: 1st irrigation: 25-30 DAS; 2nd irrigation: 60 DAS; 3rd irrigation: 80 DAS
<p>Khasi Mandarin</p>		Powdery Mildew	<ul style="list-style-type: none"> • Spray Sulfex E 2.5 g/litre of water during flush. • Nutrient application: • Apply 30kg FYM/Tree • 650 g Urea: 1220 g SSP: 450 g MOP/tree.
Animal Sciences			
<p>Poultry</p>	All stages		<ul style="list-style-type: none"> • Protect poultry houses from extreme wind by covering with polythene sheets on the sheds. • Provide vitamin B complex @ 7ml/litre in drinking



GRAMIN KRISHI MAUSAM SEWA

ICAR Research Complex for NEH Region

Umroi Road, Umiam – 793 103 Meghalaya



☎ Telephone No. : 0364 2570276 (O) Fax: 0364 2570213/Email: iaasbarapani@yahoo.in

			<ul style="list-style-type: none"> water daily in broiler for healthy growth. Litter should be changed periodically and provide clean drinking water and change the water every day. Diseased and dead birds should be immediately removed. Regularly inspect the droppings of the poultry birds for any diseases symptom.
		Coccidiosis	<ul style="list-style-type: none"> Provide plenty of fresh and clean drinking water. Provide coccidiostatic like Amprolium @ 25-65 mg/kg feed once a day as a preventive measure against coccidiosis.
		Ranikhet disease	<ul style="list-style-type: none"> Vaccinate the poultry birds with F1/ Lasota vaccine (1 drop) at the age of 4-7 days old and 35 days old through eye and nostril.
Piggery	All stages		<ul style="list-style-type: none"> Vaccinate all newly born piglets against swine fever at the age of 3 months followed by annual booster dose. In epidemic areas, vaccinate 6 months old pigs with FMD vaccine once in a year. Iron supplementation in piglet to prevent from piglet anaemia during 1st week of age.
Cattle & Buffaloes	6-9 months calves	Brucellosis	<ul style="list-style-type: none"> Provide Ivermectin (Injection) @ 10mg/33kg body wt. Vaccinate 6-9 months old calves with <i>Brucella abortus</i> cotton strain-19 @ 5ml subcutaneous on the neck
		Foot & Mouth Disease, Haemorrhagic Septicaemia, Black Quarter	<ul style="list-style-type: none"> Undertake regular immunization of cattle & buffaloes against Foot & Mouth disease, Haemorrhagic septicaemia & Black Quarter.
Fishery			
Common carp	Brooders/ Breeding season		<ul style="list-style-type: none"> Provide plastic mobs in the brooder pond for eggs to attach. After the eggs are attached to the mob, transfer it to the nursery pond. Keep the mob in the nursery pond for about 3 – 4 days till the eggs completely hatched out. Maintain water pH at around 7.5 by application of lime.

Suggestion: Contact nearby State Agril. Staff or KVK staff for necessary help and suggestion.



SCALE 1: 1,350,000



24°30'0"N 90°0'0"E 90°30'0"E 91°0'0"E 91°30'0"E 92°0'0"E 92°30'0"E 93°0'0"E 24°30'0"N