

कृषि मौसम सलाहकार सेवा पत्रिका

Agro-met Advisory Bulletin

(Period: 20th to 23rd May 2017)

ग्रामीण कृषि मौसम सेवा



GRAMIN KRISHI MAUSAM SEWA
(Integrated Agro-Meteorological Advisory Services)

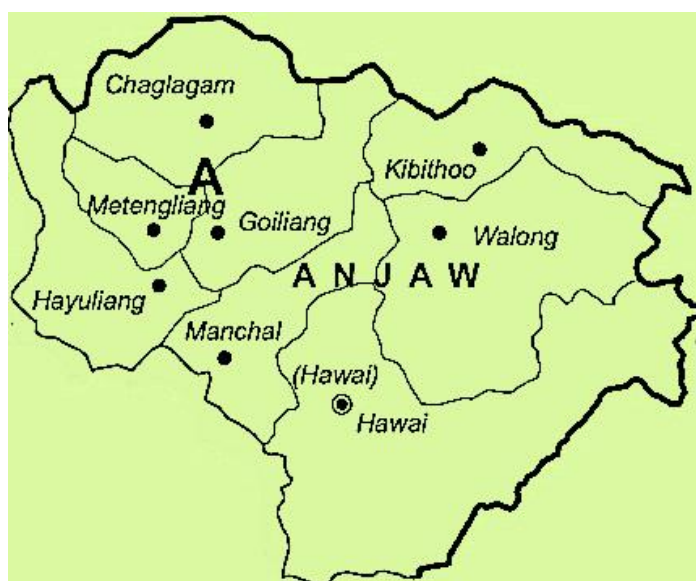


AMFU, ICAR Research Complex for NEH Region
Arunachal Pradesh Centre, Basar-791101

District: Anjaw

No: 40/2017/Fri

Dated: 19th May, 2017



Hawai: Latitude: 28.2179994/ Longitude: 94.7277528/Altitude: 1296 m amsl

Weather summary of the previous week	Weather forecast valid up to 24 th May 2017
No weather summary available	Partly cloudy with possibility of moderate rainfall. Daily maximum and minimum temperature for the following period is predicted to be 31-32°C and 21-22°C respectively. Expected morning and evening relative humidity will be 86-92% and 42-50% respectively. Wind will blow mostly E at a speed range of 4-6 kmph.
Warning:	• Rain/thundershowers are likely in few places

Weather Based Agro-meteorological Advisories Bulletin

General Recommendations

- **Spraying operation should be done only on dry/clear weather**
- **Obtain seeds from reputed/certified/reliable source**
- **Use fertilizers/pesticides as per recommended doses for the location**
- **Preference must be given on use of organic manures/bio-fertilizers & bio-pesticides**
- **Warning: Spraying of DDT in crops is lethal**

Crop	Stage	Pest/Disease	Precautionary Practices to be followed
FIELD CROPS			
Soybean	Sowing		<ul style="list-style-type: none"> Right time for sowing of soybean Carry out seed dressing/treatment with Thiram or Carbendazim @ 2g/kg seed before sowing
Finger millet	Sowing		<ul style="list-style-type: none"> Sowing of short duration finger millet varieties like VL-324 & VR-708 can be carried out without delay.
Rice	Seedling	Stem borer	<ul style="list-style-type: none"> Top dressing of urea one third of recommended dose can be carried out in upland/jhum rice and maize. Cut the tips of the leaves before transplanting reduces the population of stem borer as the eggs are laid on that site. It will reduce the carryover of the infestation to the main field.
Maize	Knee height		<ul style="list-style-type: none"> Carry out thinning and earthing up in maize without delay
Jhum field	Sowing		<ul style="list-style-type: none"> Manual weeding advocated
Pulses	Vegetative		<ul style="list-style-type: none"> Apply biosulphur @2ml/lit water to enhance yield
VEGETABLES			
Pre-summer vegetables	Seedling/vegetative		<ul style="list-style-type: none"> Provision of drainage to remove excess water followed by earthing up in vegetables. On clear/dry weather, spray Boom (organic liquid manure) @ 4ml/lit of water for proper growth and development. On clear day, spray Azadirachtin 0.15EC@ 6ml/lit water against insect pests In cucurbitaceous crops like bottle gourd, cucumber, ridge gourd etc, earthing up to be done followed by manuring; and stacking should be followed and trained on a bower system made of bamboo + sticks. Seed treatment: Before sowing treat seed with trichoderma viridi1% WP @ 10g/kg seed.
HORTICULTURAL CROPS			
Orchards	Multiple stages		<ul style="list-style-type: none"> Prepare half moon terraces in fruit crops (orange/banana/apple/peach) grown in steep slopes to prevent nutrient loss during heavy downpour. Follow proper drainage and earthing up practices in low land/plain areas to avoid water stagnation in fruit orchards
Banana	Vegetative		<ul style="list-style-type: none"> Planting of banana making pit maintaining at a spacing of 2.5 X 2.5 meter plant to plant and row to row distance. Denavelling (removal of male bud) to improve bunch weight Bagging of bunches to protect against unusual rainfall.
Citrus	Fruiting	Citrus scab/ leaf miner	<ul style="list-style-type: none"> Spray of Difenocomazole <u>25EC@0.05%</u> against citrus scab in Khasi Mandarin. Mix sticker 1ml/lit in case of rain. Spray Imidacloprid <u>17.8%SL@0.2ml/lit</u> of water against citrus leaf miner.
Large Cardamom	Sowing/germination		<ul style="list-style-type: none"> Should be sown in Primary nursery bed at 2cm deep and 10 cm apart followed by mulching & regular light irrigation. The duration of primary nursery being 3-4 months. Provide adequate drainage
LIVESTOCKS			
Livestock	Stage	Disease	Precautionary Practices to be followed
Fishery	Fingerlings		<ul style="list-style-type: none"> Broadcasting of Mustard Oil Cake (MOC) @ 5kg/pond twice daily advocated for healthy fingerlings
Pigs	All stages	FMD (high fever and appearance of mucous membrane of the mouth and foot.)	<ul style="list-style-type: none"> Keep the houses dry and clean. 1st injection at 6 months of age and 2nd injection at 12 months of age followed by annual vaccination under vet supervision against FMD
Poultry	All stages		<ul style="list-style-type: none"> Follow 'All in All out' system of rearing and do not rear birds of different age groups together. Avoid overcrowding. Provide broad-spectrum antihelminthic drugs under vet

			<p>supervision and recommended doses.</p> <ul style="list-style-type: none"> • Provide adequate clean drinking water+electrolyte and multi-vitamins • Vaccination as per the schedule with proper consultation with vet. <ul style="list-style-type: none"> ➤ Day old chick: HVT Marek disease vaccine, 4-7 days: F/Lasota, 14-18 days: Intermediate plus/IBD vaccine, 35 days: F/Lasota, 6-7 weeks: Chicken embryo adopted fowl pox vaccine and 56-70 days: RD R-2B strain. • Remove wet litter
Cattle	All stages	FMD	<ul style="list-style-type: none"> • 1st injection at 6-8 weeks of age, 2nd injection after 6 months of 1st injection followed by annual vaccination under vet supervision • Separate sick animals • The animal should be washed with lukewarm water added with little potash (KMnO₄) or neem leaves • Long hair near the udder/stomach/back legs should be teamed short.
Mithun		FMD	<ul style="list-style-type: none"> • Polyvalent FMD vaccine with serotype O, A and Asia at 6 months of age and repeat after that 6 months interval by sub-cutaneous route. Pregnant animals above 7 months of pregnancy should be avoided from vaccination.

Contact Scientists (ICAR) or State Agril Staff or KVK staff for measures against adverse conditions or call at 03795-226237/226247

Issued jointly by ICAR-RC for NEH Region, Arunachal Pradesh Centre, Basar and India Meteorological Department
Contact: - IAAS.BASAR@gmail.com, Phone Number: - 03795-226247/37, -96 (Fax)

कृषि मौसम सलाहकार सेवा पत्रिका

Agro-met Advisory Bulletin

(Period: 20th to 23rd May 2017)

ग्रामीण कृषि मौसम सेवा

GRAMIN KRISHI MAUSAM SEWA
(Integrated Agro-Meteorological Advisory Services)

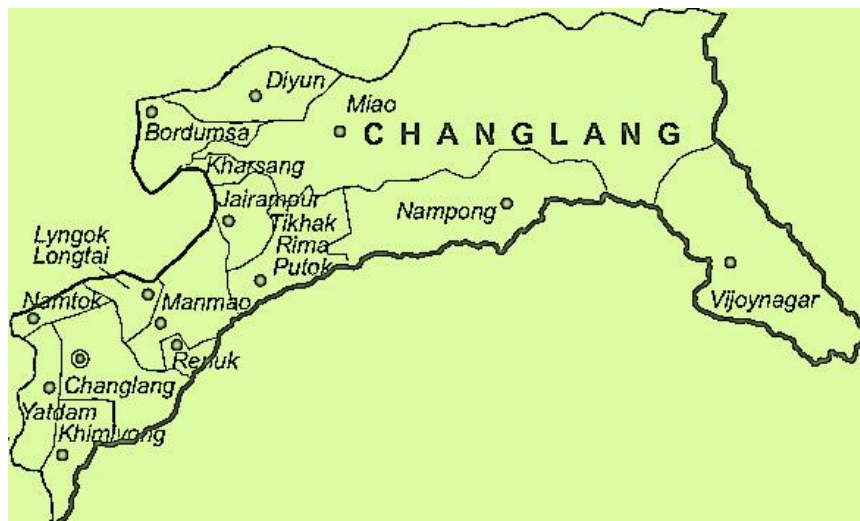


AMFU, ICAR Research Complex for NEH Region
Arunachal Pradesh Centre, Basar-791101

District: Changlang

No: 40/2017/Fri

Dated: 19th May, 2017



Changlang (HQ): Latitude: 27.1305856/Longitude: 95.7342373/Altitude: 580 masl

Weather summary of the previous week	Weather forecast valid up to 24 th May, 2017
Rainfall = Changlang: 26.0 mm Miao: 6.4 mm	Partly cloudy weather forecasted with moderate rainfall. Daily maximum and minimum temperature for the following period is predicted to be 32-33°C and 22-23°C respectively. Expected morning and evening relative humidity will be 84-93% and 55-62% respectively. Wind direction is mainly SE with speed range of 2-4 kmph.
Warning	• Rain/thundershowers are likely in few places

Weather Based Agro-meteorological Advisories Bulletin

General Recommendations

- **Spraying operation should be done only on dry/clear weather**
- **Go for low cost polyhouses for year round cultivation of vegetables**
- **Obtain seeds from reputed/certified/reliable source**
- **Use fertilizers/pesticides as per recommended doses for the location**
- **Preference must be given on use of organic manures/bio-fertilizers & bio-pesticides**
- **ICAR Basar recommend poultry variety VANARAJA for backyard rearing**

Crop	Stage	Pest/Disease	Precautionary Practices to be followed
FIELD CROPS			
Soybean	Sowing		<ul style="list-style-type: none"> • Right time for sowing of soybean • Carry out seed dressing/treatment with Thiram or Carbendazim @ 2g/kg seed before sowing
Pulses	Vegetative		<ul style="list-style-type: none"> • Apply biosulphur @2ml/lit water to enhance yield
Maize	Knee height		<ul style="list-style-type: none"> • Carry out thinning and earthing up in maize without delay
Finger millet	Sowing		<ul style="list-style-type: none"> • Sowing of short duration finger millet varieties like VL-324 & VR-708 can be carried out without delay.
Rice	Seedling	Stem borer	<ul style="list-style-type: none"> • Top dressing of urea one third of recommended dose can be carried out in upland/jhum rice and maize. • Cut the tips of the leaves before transplanting reduces the population of stem borer as the eggs are laid on that site. It will reduce the carryover of the infestation to the main field.
VEGETABLES			
Pre-summer vegetables	Seedling/vegetative		<ul style="list-style-type: none"> • Provision of drainage to remove excess water followed by earthing up in vegetables. • On clear/dry weather, spray Boom (organic liquid manure) @ 4ml/lit of water for proper growth and development. • On clear day, spray Azadirachtin 0.15EC@ 6ml/lit water against insect pests • In cucurbitaceous crops like bottle gourd, cucumber, ridge gourd etc, earthing up to be done followed by manuring; and stacking should be followed and trained on a bower system made of bamboo + sticks. • Seed treatment: Before sowing treat seed with trichoderma viridi1% WP @ 10g/kg seed.
HORTICULTURAL CROPS			
Citrus	Fruiting	Citrus scab/ leaf miner	<ul style="list-style-type: none"> • Spray of Difenocomazole 25EC@0.05% against citrus scab in Khasi Mandarin. Mix sticker 1ml/lit in case of rain. • Spray Imidacloprid 17.8%SL@0.2ml/lit of water against citrus leaf miner.
Banana	Vegetative		<ul style="list-style-type: none"> • Planting of banana making pit maintaining at a spacing of 2.5 X 2.5 meter plant to plant and row to row distance. • Denavelling (removal of male bud) to improve bunch weight • Bagging of bunches to protect against unusual rainfall.
Ginger/Turmeric	Sowing/germination		<ul style="list-style-type: none"> • Disease free ginger/turmeric rhizomes of 30-40g having atleast 2 eyes to be sown in finely tilled bed of 1 meter width, 15 cm high and of convenient length at a spacing of 30 cm between rows and 25cm between plants. • Mulching ginger beds with locally available leaves/materials is advocated to enhance germination
Orchards			<ul style="list-style-type: none"> • Prepare half moon terraces in fruit crops (orange/banana/apple/peach) grown in steep slopes to prevent nutrient loss during heavy downpour. • Follow proper drainage and earthing up practices in low land/plain areas to avoid water stagnation in fruit orchards
Large Cardamom	Sowing		<ul style="list-style-type: none"> • Should be sown in Primary nursery bed at 2cm deep and 10 cm apart followed by mulching & regular light irrigation. • The duration of primary nursery being 3-4 months.
Honey Bees			
Honey bees			<ul style="list-style-type: none"> • Box must be covered with straw/dry leaves to provide warmth • Provide sugar syrup
LIVESTOCKS			
Livestock	Stage	Disease	Precautionary Practices to be followed
Fishery	Fingerlings		<ul style="list-style-type: none"> • Broadcasting of Mustard Oil Cake (MOC) @ 5kg/pond twice daily advocated for healthy fingerlings
Pigs	All stages	FMD (high fever)	<ul style="list-style-type: none"> • Keep the houses dry and clean.

		and appearance of mucous membrane of the mouth and foot.)	<ul style="list-style-type: none"> • 1st injection at 6 months of age and 2nd injection at 12 months of age followed by annual vaccination under vet supervision
Poultry	All stages		<ul style="list-style-type: none"> • Follow 'All in All out' system of rearing and do not rear birds of different age groups together. • Avoid overcrowding. • Provide adequate clean drinking water+electrolyte and multi-vitamins • Vaccination as per the schedule with proper consultation with vet. <ul style="list-style-type: none"> ➤ Day old chick: HVT Marek disease vaccine, 4-7 days: F/Lasota, 14-18 days: Intermediate plus/IBD vaccine, 35 days: F/Lasota, 6-7 weeks: Chicken embryo adopted fowl pox vaccine and 56-70 days: RD R-2B strain. • Remove wet litter/provide artificial heating and light
Cattle	All stages	FMD	<ul style="list-style-type: none"> • 1st injection at 6-8 weeks of age, 2nd injection after 6 months of 1st injection followed by annual vaccination under vet supervision
Contact Scientists (ICAR) or State Agril Staff or KVK staff for measures against adverse conditions or call at 03795-226237/226247			

Issued jointly by ICAR-RC for NEH Region, Arunachal Pradesh Centre, Basar and India Meteorological Department
Contact: - IAAS.BASAR@gmail.com, Phone Number: - 03795-226247/37, -96 (Fax)

**Agrometeorological Field Unit
ICAR, BASAR**

कृषि मौसम सलाहकार सेवा पत्रिका

Agro-met Advisory Bulletin

(Period: 20th to 23rd May 2017)

ग्रामीण कृषि मौसम सेवा



GRAMIN KRISHI MAUSAM SEWA
(Integrated Agro-Meteorological Advisory Services)

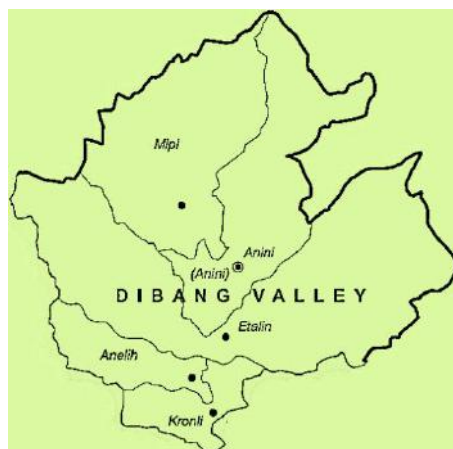


AMFU, ICAR Research Complex for NEH Region
Arunachal Pradesh Centre, Basar-791101

District: Dibang Valley

No: 40/2017/Fri

Dated: 19th May, 2017



Anini: Latitude: 28.2179994/Longitude: 94.7277528/Altitude: 1968 masl

Weather summary of the previous week	Weather forecast valid up to 24 th May, 2017
Rainfall = 1.0 mm (Anini)	Partly cloudy with possibility of moderate rainfall. Daily maximum and minimum temperature for the following period is predicted to be 27-29°C and 15-16°C respectively. Expected morning and evening relative humidity will be 86-91% and 42-52% respectively. Wind direction is mainly E with speed range of 4-6 kmph.
Warning:	• Rain/thundershowers are likely in few places

Weather Based Agro-meteorological Advisories Bulletin

General recommendations

- Disinfecting the animal/bird sheds with lime powder/ bleaching powder/ 4%NaOH at regular interval is advocated
- Go for spray operation only on dry/clear weather.
- Go for low cost polyhouses for year round cultivation of vegetables
- Obtain seeds from reputed/certified/reliable source
- Use fertilizers/pesticides as per recommended doses for the location
- Preference must be given on use of organic manures/bio-fertilizers & bio-pesticides
- ICAR Basar recommend poultry variety VANARAJA for backyard rearing

Crop	Stage	Pest/Disease	Precautionary Practices to be followed
FIELD CROPS			
Soybean	Sowing		<ul style="list-style-type: none"> • Right time for sowing of soybean • Carry out seed dressing/treatment with Thiram or Carbendazim @ 2g/kg seed before sowing
Maize	Knee height		<ul style="list-style-type: none"> • Carry out thinning and earthing up in maize without delay
Finger millet	Sowing		<ul style="list-style-type: none"> • Sowing of short duration finger millet varieties like VL-324 & VR-708 can be carried out without delay.
Rice	Seedling	Stem borer	<ul style="list-style-type: none"> • Top dressing of urea one third of recommended dose can be carried out in upland/jhum rice and maize. • On clear/dry weather or using sticker (@1ml/lit), spray Triazophos 40EC @ 4 ml/lit against stem borer in rice nursery as well as in main field. • Cut the tips of the leaves before transplanting reduces the population of stem borer as the eggs are laid on that site. It will reduce the carryover of the infestation to the main field.
Jhum field	Sowing		<ul style="list-style-type: none"> • Manual weeding advocated
VEGETABLES			
Pre-summer vegetables	Seedling/vegetative		<ul style="list-style-type: none"> • Provision of drainage to remove excess water followed by earthing up in vegetables. • On clear/dry weather, spray Boom (organic liquid manure) @ 4ml/lit of water for proper growth and development. • On clear day, spray Azadirachtin 0.15EC@ 6ml/lit water against insect pests • In cucurbitaceous crops like bottle gourd, cucumber, ridge gourd etc, earthing up to be done followed by manuring; and stacking should be followed and trained on a bower system made of bamboo + sticks. • Seed treatment: Before sowing treat seed with trichoderma viridi1% WP @ 10g/kg seed.
HORTICULTURAL CROPS			
Banana	Vegetative		<ul style="list-style-type: none"> • Planting of banana making pit maintaining at a spacing of 2.5 X 2.5 meter plant to plant and row to row distance. • Denavelling (removal of male bud) to improve bunch weight • Bagging of bunches to protect against unusual rainfall.
Citrus	Fruiting	Citrus scab/ leaf miner	<ul style="list-style-type: none"> • Spray of Difenocomazole 25EC@0.05% against citrus scab in Khasi Mandarin. Mix sticker 1ml/lit in case of rain. • Spray Imidacloprid 17.8%SL@0.2ml/lit of water against citrus leaf miner.
Ginger/Turmeric	Sowing/germination		<ul style="list-style-type: none"> • Disease free ginger/turmeric rhizomes of 30-40g having atleast 2 eyes to be sown in finely tilth bed of 1 meter width, 15 cm high and of convenient length at a spacing of 30 cm between rows and 25cm between plants. • Mulching ginger beds with locally available leaves/materials is advocated to enhance germination
Orchards			<ul style="list-style-type: none"> • Prepare half moon terraces in fruit crops (orange/banana/apple/peach) grown in steep slopes to prevent nutrient loss during heavy downpour. • Follow proper drainage and earthing up practices in low land/plain areas to avoid water stagnation in fruit orchards
Large Cardamom	Sowing		<ul style="list-style-type: none"> • Should be sown in Primary nursery bed at 2cm deep and 10 cm apart followed by mulching & regular light irrigation. • The duration of primary nursery being 3-4 months.
Apple	Vegetative	Wooly aphids	<ul style="list-style-type: none"> • Swab the stem with mineral oil against wooly aphid.
Honey Bees			
Honey bees			<ul style="list-style-type: none"> • In case of rain provide sugar syrup
LIVESTOCKS			
Livestock	Stage	Disease	Precautionary Practices to be followed

Fishery	Fingerlings		<ul style="list-style-type: none"> • Broadcasting of Mustard Oil Cake (MOC) @ 5kg/pond twice daily advocated for healthy fingerlings
Pigs	All stages	FMD (high fever and appearance of mucous membrane of the mouth and foot.)	<ul style="list-style-type: none"> • Animals should be given lukewarm feed and water. • Keep the houses dry and clean. • 1st injection at 6 months of age and 2nd injection at 12 months of age followed by annual vaccination under vet supervision
Poultry	All stages		<ul style="list-style-type: none"> • Follow 'All in All out' system of rearing and do not rear birds of different age groups together. • Avoid overcrowding. • Provide adequate clean drinking water+electrolyte and multi-vitamins • Vaccination as per the schedule with proper consultation with vet. <ul style="list-style-type: none"> ➤ Day old chick: HVT Marek disease vaccine, 4-7 days: F/Lasota, 14-18 days: Intermediate plus/IBD vaccine, 35 days: F/Lasota, 6-7 weeks: Chicken embryo adopted fowl pox vaccine and 56-70 days: RD R-2B strain. • Remove wet litter/provide artificial heating and light
Cattle	All stages	FMD	<ul style="list-style-type: none"> • 1st injection at 6-8 weeks of age, 2nd injection after 6 months of 1st injection followed by annual vaccination under vet supervision
Mithun		FMD	<ul style="list-style-type: none"> • Polyvalent FMD vaccine with serotype O, A and Asia at 6 months of age and repeat after that 6 months interval by sub-cutaneous route. • Pregnant animals above 7 months of pregnancy should be avoided.

Contact Scientists (ICAR) or State Agril Staff or KVK staff for measures against adverse conditions or call at 03795-226237/226247

Issued jointly by ICAR-RC for NEH Region, Arunachal Pradesh Centre, Basar and India Meteorological Department
Contact: - IAAS.BASAR@gmail.com, Phone Number: - 03795-226247/37, -96 (Fax)

**Agrometeorological Field Unit
ICAR, BASAR**

कृषि मौसम सलाहकार सेवा पत्रिका

Agro-met Advisory Bulletin

(Period: 20th to 23rd May 2017)

ग्रामीण कृषि मौसम सेवा



GRAMIN KRISHI MAUSAM SEWA
(Integrated Agro-Meteorological Advisory Services)



AMFU, ICAR Research Complex for NEH Region
Arunachal Pradesh Centre, Basar-791101

District: East Kameng

No: 40/2017/Fri

Dated: 19th May, 2017



Weather summary of the previous week	Weather forecast valid up to 24 th May 2017
Rainfall = 9.0 mm	Partly cloudy with possibility of light rainfall. Daily maximum and minimum temperature for the following period is predicted to be 30-31°C and 21-22°C respectively. Expected morning and evening relative humidity will be 89-95% and 55-71% respectively. Expected wind direction is mainly NE with speed range of 2-3 kmph.
Warning:	• Rain/thundershowers are likely in few places

Weather Based Agro-meteorological Advisories Bulletin

General Recommendations

- Go for low cost polyhouses for year round cultivation of vegetables
- Obtain seeds from reputed/certified/reliable source
- Use fertilizers/pesticides as per recommended doses for the location
- Preference must be given on use of organic manures/bio-fertilizers & bio-pesticides
- ICAR Basar recommend poultry variety VANARAJA for backyard rearing
- Disinfecting the animal/bird sheds with lime powder/ bleaching powder/ 4%NaOH at regular interval is advocated

Crop	Stage	Pest/Disease	Precautionary Practices to be followed
FIELD CROPS			
Maize	Knee height		<ul style="list-style-type: none"> Carry out thinning and earthing up in maize without delay
Soybean	Sowing		<ul style="list-style-type: none"> Right time for sowing of soybean Carry out seed dressing/treatment with Thiram or Carbendazim @ 2g/kg seed before sowing
Rice	Seedling	Stem borer	<ul style="list-style-type: none"> Top dressing of urea one third of recommended dose can be carried out in upland/jhum rice and maize. On clear/dry weather or using sticker (@1ml/lit), spray Triazophos 40EC @ 4 ml/lit against stem borer in rice nursery as well as in main field. Cut the tips of the leaves before transplanting reduces the population of stem borer as the eggs are laid on that site. It will reduce the carryover of the infestation to the main field.
Finger millet	Sowing		<ul style="list-style-type: none"> Sowing of short duration finger millet varieties like VL-324 & VR-708 can be carried out without delay.
Jhum field	Sowing		<ul style="list-style-type: none"> Adopt sowing of leguminous crops like cowpea, frenchbean, soybean etc at 2-3 rows across the slope of jhum field at desirable intervals or ratios with rice to prevent soil erosion and conserve moisture and fertility. Cowpea variety (Kashi Kanchan) and Frenchbean variety (Selection-9) are advocated for intercropping as they are short duration, dwarf and high yielding. Carry out seed dressing/treatment with Thiram or Carbendazim @ 2g/kg seed before sowing Manual weeding advocated
VEGETABLES			
Pre-summer vegetables	Seedling/vegetative		<ul style="list-style-type: none"> Provision of drainage to remove excess water followed by earthing up in vegetables. On clear/dry weather, spray Boom (organic liquid manure) @ 4ml/lit of water for proper growth and development. On clear day, spray Azadirachtin 0.15EC@ 6ml/lit water against insect pests In cucurbitaceous crops like bottle gourd, cucumber, ridge gourd etc, earthing up to be done followed by manuring; and stacking should be followed and trained on a bower system made of bamboo + sticks. Seed treatment: Before sowing treat seed with trichoderma viridi1% WP @ 10g/kg seed.
HORTICULTURAL CROPS			
Citrus	Fruiting	Citrus scab/ leaf miner	<ul style="list-style-type: none"> Spray of Difenocomazole 25EC@0.05% against citrus scab in Khasi Mandarin. Mix sticker 1ml/lit in case of rain. Spray Imidacloprid <u>17.8%SL@0.2ml/lit</u> of water against citrus leaf miner.
Banana	Vegetative		<ul style="list-style-type: none"> Planting of banana making pit maintaining at a spacing of 2.5 X 2.5 meter plant to plant and row to row distance. Denavelling (removal of male bud) to improve bunch weight Bagging of bunches to protect against unusual rainfall.
Ginger/Turmeric	Sowing/germination		<ul style="list-style-type: none"> Disease free ginger/turmeric rhizomes of 30-40g having atleast 2 eyes to be sown in finely tilled bed of 1 meter width, 15 cm high and of convenient length at a spacing of 30 cm between rows and 25cm between plants. Mulching ginger beds with locally available leaves/materials is advocated to enhance germination
Orchards			<ul style="list-style-type: none"> Prepare half moon terraces in fruit crops (orange/banana/apple/peach) grown in steep slopes to prevent

			nutrient loss during heavy downpour. <ul style="list-style-type: none"> Follow proper drainage and earthing up practices in low land/plain areas to avoid water stagnation in fruit orchards
Large Cardamom	Sowing		<ul style="list-style-type: none"> Should be sown in Primary nursery bed at 2cm deep and 10 cm apart followed by mulching & regular light irrigation. The duration of primary nursery being 3-4 months.
Agroforestry			
Toko palm	Nursery		Filling of nursery polybags for raising of takopalm seedlings
LIVESTOCKS			
Livestock	Stage	Disease	Precautionary Practices to be followed
Fishery	Fingerlings		<ul style="list-style-type: none"> Broadcasting of Mustard Oil Cake (MOC) @ 5kg/pond twice daily advocated for healthy fingerlings
Pigs	All stages	FMD (high fever and appearance of mucous membrane of the mouth and foot.)	<ul style="list-style-type: none"> Animals should be given lukewarm feed and water. Keep the houses dry and clean. 1st injection at 6 months of age and 2nd injection at 12 months of age followed by annual vaccination under vet supervision
Poultry	All stages		<ul style="list-style-type: none"> Follow 'All in All out' system of rearing and do not rear birds of different age groups together. Avoid overcrowding. Provide adequate clean drinking water+electrolyte and multi-vitamins Vaccination as per the schedule with proper consultation with vet. <ul style="list-style-type: none"> ➤ Day old chick: HVT Marek disease vaccine, 4-7 days: F/Lasota, 14-18 days: Intermediate plus/IBD vaccine, 35 days: F/Lasota, 6-7 weeks: Chicken embryo adopted fowl pox vaccine and 56-70 days: RD R-2B strain. Remove wet litter/provide artificial heating and light
Fishery			<ul style="list-style-type: none"> Best time to prepare the culture pond like cleaning aquatic weeds
Cattle	All stages	FMD	<ul style="list-style-type: none"> 1st injection at 6-8 weeks of age, 2nd injection after 6 months of 1st injection followed by annual vaccination under vet supervision
Mithun		FMD	<ul style="list-style-type: none"> Polyvalent FMD vaccine with serotype O, A and Asia at 6 months of age and repeat after that 6 months interval by sub-cutaneous route. Pregnant animals above 7 months of pregnancy should be avoided.
Contact Scientists (ICAR) or State Agril Staff or KVK staff for measures against adverse conditions or call at 03795-226237/226247			

Issued jointly by ICAR-RC for NEH Region, Arunachal Pradesh Centre, Basar and India Meteorological Department
 Contact: - IAAS.BASAR@gmail.com, Phone Number: - 03795-226247/37, -96 (Fax)

**Agrometeorological Field Unit
ICAR. BASAR**

कृषि मौसम सलाहकार सेवा पत्रिका

Agro-met Advisory Bulletin

(Period: 20th to 23rd May 2017)

ग्रामीण कृषि मौसम सेवा



GRAMIN KRISHI MAUSAM SEWA
(Integrated Agro-Meteorological Advisory Services)



AMFU, ICAR Research Complex for NEH Region
Arunachal Pradesh Centre, Basar-791101

District: East Siang

No: 40/2017/Fri

Dated: 19th May, 2017



Pasighat: Latitude: 28.0700/Longitude: 95.3300/Altitude: 153 masl

Weather summary of the previous week	Weather forecast valid up to 24 th May 2017
Rainfall: 34.3 mm; T. Max:34.0°C; T. Min: 21.0°C; RH: 74-90%	Partly cloudy with possibility of moderate rainfall. Daily maximum and minimum temperature for the following period is predicted to be 31-32°C and 22-23°C respectively. Expected morning and evening relative humidity will be 87-91% and 56-66% respectively. Expected wind direction is mainly WNW with speed range of 3-4 kmph.
Warning:	• Rain/thundershowers are likely in few places

Weather Based Agro-meteorological Advisories Bulletin

General Recommendations

- Go for low cost polyhouses for year round cultivation of vegetables
- Obtain seeds from reputed/certified/reliable source
- Use fertilizers/pesticides as per recommended doses for the location
- Preference must be given on use of organic manures/bio-fertilizers & bio-pesticides
- ICAR Basar recommend poultry variety VANARAJA for backyard rearing

Crop	Stage	Pest/Disease	Precautionary Practices to be followed
FIELD CROPS			
Soybean	Sowing		<ul style="list-style-type: none"> • Right time for sowing of soybean • Carry out seed dressing/treatment with Thiram or Carbendazim @ 2g/kg seed before sowing
Finger millet	Sowing		<ul style="list-style-type: none"> • Sowing of short duration finger millet varieties like VL-324 & VR-708 can be carried out without delay.
Maize	Knee height		<ul style="list-style-type: none"> • Carry out thinning and earthing up in maize without delay
Pulses	Vegetative		<ul style="list-style-type: none"> • Apply biosulphur @2ml/lit water to enhance yield
Rice	Seedling	Stem borer	<ul style="list-style-type: none"> • Top dressing of urea one third of recommended dose can be carried out in upland/jhum rice and maize. • Cut the tips of the leaves before transplanting reduces the population of stem borer as the eggs are laid on that site. It will reduce the carryover of the infestation to the main field.
<i>Jhum</i> field	Sowing		<ul style="list-style-type: none"> • Manual weeding advocated • Adopt sowing of leguminous crops like cowpea, frenchbean, soybean etc at 2-3 rows across the slope of jhum field at desirable intervals or ratios with rice to prevent soil erosion and conserve moisture and fertility. • Cowpea variety (Kashi Kanchan) and Frenchbean variety (Selection-9) are advocated for intercropping as they are short duration, dwarf and high yielding. • Carry out seed dressing/treatment with Thiram or Carbendazim @ 2g/kg seed before sowing to avoid fungal infections during rainy days
VEGETABLES			
Pre-summer vegetables	Seedling/vegetative		<ul style="list-style-type: none"> • Provision of drainage to remove excess water followed by earthing up in vegetables. • On clear/dry weather, spray Boom (organic liquid manure) @ 4ml/lit of water for proper growth and development. • On clear day, spray Azadirachtin 0.15EC@ 6ml/lit water against insect pests • In cucurbitaceous crops like bottle gourd, cucumber, ridge gourd etc, earthing up to be done followed by manuring; and stacking should be followed and trained on a bower system made of bamboo + sticks. • Seed treatment: Before sowing treat seed with trichoderma viridi1% WP @ 10g/kg seed.
HORTICULTURAL CROPS			
Citrus	Fruiting	Citrus scab/ leaf miner	<ul style="list-style-type: none"> • Spray of Difenocomazole 25EC@0.05% against citrus scab in Khasi Mandarin. Mix sticker 1ml/lit in case of rain. • Spray Imidacloprid 17.8%SL@0.2ml/lit of water against citrus leaf miner.
Banana	Vegetative		<ul style="list-style-type: none"> • Planting of banana making pit maintaining at a spacing of 2.5 X 2.5 meter plant to plant and row to row distance. • Denavelling (removal of male bud) to improve bunch weight • Bagging of bunches to protect against unusual rainfall.
Ginger/Turmeric	Sowing/germination		<ul style="list-style-type: none"> • Disease free ginger/turmeric rhizomes of 30-40g having atleast 2 eyes to be sown in finely tilled bed of 1 meter width, 15 cm high and of convenient length at a spacing of 30 cm between rows and 25cm between plants. • Mulching ginger beds with locally available leaves/materials is advocated to enhance germination
Orchards			<ul style="list-style-type: none"> • Prepare half moon terraces in fruit crops (orange/banana/apple/peach) grown in steep slopes to prevent nutrient loss during heavy downpour. • Follow proper drainage and earthing up practices in low land/plain areas to avoid water stagnation in fruit orchards

Large Cardamom	Sowing		<ul style="list-style-type: none"> • Should be sown in Primary nursery bed at 2cm deep and 10 cm apart followed by mulching & regular light irrigation. • The duration of primary nursery being 3-4 months.
Honey Bees			
Honey bees			<ul style="list-style-type: none"> • On prolong rain, provide sugar syrup
LIVESTOCKS			
Livestock	Stage	Disease	Precautionary Practices to be followed
Fishery	Fingerlings		<ul style="list-style-type: none"> • Broadcasting of Mustard Oil Cake (MOC) @ 5kg/pond twice daily advocated for healthy fingerlings
Pigs	All stages	FMD (high fever and appearance of mucous membrane of the mouth and foot.)	<ul style="list-style-type: none"> • 1st injection at 6 months of age and 2nd injection at 12 months of age followed by annual vaccination under vet supervision
Poultry	All stages		<ul style="list-style-type: none"> • Follow 'All in All out' system of rearing and do not rear birds of different age groups together. • Provide adequate clean drinking water+electrolyte and multi-vitamins • Give broad-spectrum antihelmintic drugs as per prescribed doses. • Vaccination as per the schedule with proper consultation with vet. <ul style="list-style-type: none"> ➤ Day old chick: HVT Marek disease vaccine, 4-7 days: F/Lasota, 14-18 days: Intermediate plus/IBD vaccine, 35 days: F/Lasota, 6-7 weeks: Chicken embryo adopted fowl pox vaccine and 56-70 days: RD R-2B strain. • Remove wet litter/provide artificial heating and light
Cattle	All stages	FMD	<ul style="list-style-type: none"> • 1st injection at 6-8 weeks of age, 2nd injection after 6 months of 1st injection followed by annual vaccination under vet supervision
Mithun		FMD	<ul style="list-style-type: none"> • Polyvalent FMD vaccine with serotype O, A and Asia at 6 months of age and repeat after that 6 months interval by sub-cutaneous route. • Pregnant animals above 7 months of pregnancy should be avoided.
Contact Scientists (ICAR) or State Agril Staff or KVK staff for measures against adverse conditions or call at 03795-226237/226247			

Issued jointly by ICAR-RC for NEH Region, Arunachal Pradesh Centre, Basar and India Meteorological Department
Contact: - IAAS.BASAR@gmail.com, Phone Number: - 03795-226247/37, -96 (Fax)

**Agrometeorological Field Unit
ICAR, BASAR**

कृषि मौसम सलाहकार सेवा पत्रिका

Agro-met Advisory Bulletin

(Period: 20th to 23rd May 2017)

ग्रामीण कृषि मौसम सेवा



GRAMIN KRISHI MAUSAM SEWA
(Integrated Agro-Meteorological Advisory Services)



AMFU, ICAR Research Complex for NEH Region
Arunachal Pradesh Centre, Basar-791101

District: Kurung Kumey

No: 40/2017/Fri

Dated: 19th May, 2017



Koloriang: Latitude: 27.9167°/Longitude: 93.3500°/Altitude: 1040 masl

Weather summary of the previous week	Weather forecast valid up to 24 th May 2016
Past weather summary not available	Variable weather with possibility of light rainfall. Daily maximum and minimum temperature for the following period is predicted to be 32-33°C and 21-23°C respectively. Expected morning and evening relative humidity will be 88-90% and 64-74% respectively. Wind direction is variable with speed range of 2-4 kmph.
Warning	• Rain/thundershowers are likely in few places

Weather Based Agro-meteorological Advisories Bulletin

General Recommendations

- **Spray operations should be done only on dry/clear weather or in extreme case use stickers**
- **Go for low cost polyhouses for year round cultivation of vegetables**
- **Obtain seeds from reputed/certified/reliable source**
- **Use fertilizers/pesticides as per recommended doses for the location**
- **Preference must be given on use of organic manures/bio-fertilizers & bio-pesticides**
- **ICAR Basar recommend poultry variety VANARAJA for backyard rearing**
- **Disinfecting the animal/bird sheds with lime powder/ bleaching powder/ 4%NaOH at regular interval is advocated**

Crop	Stage	Pest/Disease	Precautionary Practices to be followed
FIELD CROPS			
Soybean	Sowing		<ul style="list-style-type: none"> • Right time for sowing of soybean • Carry out seed dressing/treatment with Thiram or Carbendazim @ 2g/kg seed before sowing
Maize	Knee height		<ul style="list-style-type: none"> • Carry out thinning and earthing up in maize without delay
Finger millet	Sowing		<ul style="list-style-type: none"> • Sowing of short duration finger millet varieties like VL-324 & VR-708 can be carried out without delay.
Rice	Seedling	Stem borer	<ul style="list-style-type: none"> • Top dressing of urea one third of recommended dose can be carried out in upland/jhum rice and maize. • Rice: Spray Triazophos 40EC @ 4 ml/lit against stem borer in rice nursery as well as in main field. • Cut the tips of the leaves before transplanting reduces the population of stem borer as the eggs are laid on that site. It will reduce the carryover of the infestation to the main field.
Jhum field	Sowing		<ul style="list-style-type: none"> • Manual weeding advocated • Adopt sowing of leguminous crops like cowpea, frenchbean, soybean etc at 2-3 rows across the slope of jhum field at desirable intervals or ratios with rice to prevent soil erosion and conserve moisture and fertility. • Cowpea variety (Kashi Kanchan) and Frenchbean variety (Selection-9) are advocated for intercropping as they are short duration, dwarf and high yielding. • Carry out seed dressing/treatment with Thiram or Carbendazim @ 2g/kg seed before sowing
Pea	Seedling		<ul style="list-style-type: none"> • Provide proper drainage to already sown crops
VEGETABLES			
Pre-summer vegetables	Seedling/vegetative		<ul style="list-style-type: none"> • Provision of drainage to remove excess water followed by earthing up in vegetables. • On clear/dry weather, spray Boom (organic liquid manure) @ 4ml/lit of water for proper growth and development. • On clear day, spray Azadirachtin 0.15EC@ 6ml/lit water against insect pests • In cucurbitaceous crops like bottle gourd, cucumber, ridge gourd etc, earthing up to be done followed by manuring; and stacking should be followed and trained on a bower system made of bamboo + sticks. • Seed treatment: Before sowing treat seed with trichoderma viridi1% WP @ 10g/kg seed.
HORTICULTURAL CROPS			
Citrus	Fruiting	Citrus scab/ leaf miner	<ul style="list-style-type: none"> • Spray of Difenocomazole 25EC@0.05% against citrus scab in Khasi Mandarin. Mix sticker 1ml/lit in case of rain. • Spray Imidacloprid 17.8%SL@0.2ml/lit of water against citrus leaf miner.
Banana	Vegetative		<ul style="list-style-type: none"> • Planting of banana making pit maintaining at a spacing of 2.5 X 2.5 meter plant to plant and row to row distance. • Denavelling (removal of male bud) to improve bunch weight • Bagging of bunches to protect against unusual rainfall.
Ginger/Turmeric	Sowing/germination		<ul style="list-style-type: none"> • Disease free ginger/turmeric rhizomes of 30-40g having atleast 2 eyes to be sown in finely tilth bed of 1 meter width, 15 cm high and of convenient length at a spacing of 30 cm between rows and 25cm between plants. • Mulching ginger beds with locally available leaves/materials is advocated to enhance germination
Large Cardamom	Sowing		<ul style="list-style-type: none"> • Should be sown in Primary nursery bed at 2cm deep and 10 cm apart followed by mulching & regular light irrigation. • The duration of primary nursery being 3-4 months.
Honey Bees			

			<ul style="list-style-type: none"> Box must be covered with straw/dry leaves to provide warmth
LIVESTOCKS			
Livestock	Stage	Disease	Precautionary Practices to be followed
Fishery	Fingerlings		<ul style="list-style-type: none"> Broadcasting of Mustard Oil Cake (MOC) @ 5kg/pond twice daily advocated for healthy fingerlings
Cattle	All stages	FMD	<ul style="list-style-type: none"> 1st injection at 6-8 weeks of age, 2nd injection after 6 months of 1st injection followed by annual vaccination under vet supervision Separate sick animals The animal should be washed with lukewarm water added with little potash (KMnO₄) or neem leaves Long hair near the udder/stomach/back legs should be teamed short.
Pigs	All stages	FMD (high fever and appearance of mucous membrane of the mouth and foot.)	<ul style="list-style-type: none"> Provide adequate bedding material (paddy straw, rice husk) to newly born piglets. Animals should be given lukewarm feed and water. All animals should be tethered in a covered shelter. Keep the houses dry and clean. 1st injection at 6 months of age and 2nd injection at 12 months of age followed by annual vaccination under vet supervision
Poultry	All stages		<ul style="list-style-type: none"> Follow 'All in All out' system of rearing and do not rear birds of different age groups together. Avoid overcrowding. Provide adequate clean drinking water+electrolyte and multi-vitamins Vaccination as per the schedule with proper consultation with vet. <ul style="list-style-type: none"> ➤ Day old chick: HVT Marek disease vaccine, 4-7 days: F/Lasota, 14-18 days: Intermediate plus/IBD vaccine, 35 days: F/Lasota, 6-7 weeks: Chicken embryo adopted fowl pox vaccine and 56-70 days: RD R-2B strain. Remove wet litter/provide artificial heating and light
Mithun		FMD	<ul style="list-style-type: none"> Polyvalent FMD vaccine with serotype O, A and Asia at 6 months of age and repeat after that 6 months interval by sub-cutaneous route. Pregnant animals above 7 months of pregnancy should be avoided.
Contact Scientists (ICAR) or State Agril Staff or KVK staff for measures against adverse conditions or call at 03795-226237/226247			

Issued jointly by ICAR-RC for NEH Region, Arunachal Pradesh Centre, Basar and India Meteorological Department
Contact: - IAAS.BASAR@gmail.com, Phone Number: - 03795-226247/37, -96 (Fax)

**Agrometeorological Field Unit
ICAR, BASAR**

कृषि मौसम सलाहकार सेवा पत्रिका

Agro-met Advisory Bulletin

(Period: 20th to 23rd May 2017)

ग्रामीण कृषि मौसम सेवा



GRAMIN KRISHI MAUSAM SEWA
(Integrated Agro-Meteorological Advisory Services)



AMFU, ICAR Research Complex for NEH Region
Arunachal Pradesh Centre, Basar-791101

District: Lohit

No: 40/2017/Fri

Dated: 19th May, 2017



Weather summary of the previous week	Weather forecast valid up to 24 th May, 2017
Rainfall = 5.2 mm (Tezu)	Partly cloudy weather with possibility of moderate rainfall. Daily maximum and minimum temperature for the following period is predicted to be 32-33°C and 21-22°C respectively. Expected morning and evening relative humidity will be 85-93% and 47-56% respectively. Wind direction is E with speed range of 3-4 kmph.
Warning:	• Rain/thundershowers are likely in few places

Weather Based Agro-meteorological Advisories Bulletin

General Recommendations

- Spraying operation should be done only on dry/clear weather
- Go for low cost polyhouses for year round cultivation of vegetables
- Obtain seeds from reputed/certified/reliable source
- Use fertilizers/pesticides as per recommended doses for the location
- Preference must be given on use of organic manures/bio-fertilizers & bio-pesticides
- ICAR Basar recommend poultry variety VANARAJA for backyard rearing

Crop	Stage	Pest/Disease	Precautionary Practices to be followed
FIELD CROPS			
Maize	Knee height		<ul style="list-style-type: none"> Carry out thinning and earthing up in maize without delay
Finger millet	Sowing		<ul style="list-style-type: none"> Sowing of short duration finger millet varieties like VL-324 & VR-708 can be carried out without delay.
Rice	Seedling	Stem borer	<ul style="list-style-type: none"> Top dressing of urea one third of recommended dose can be carried out in upland/jhum rice and maize. Rice: Spray Triazophos 40EC @ 4 ml/lit against stem borer in rice nursery as well as in main field. Cut the tips of the leaves before transplanting reduces the population of stem borer as the eggs are laid on that site. It will reduce the carryover of the infestation to the main field.
VEGETABLES			
Pre-summer vegetables	Seedling/vegetative		<ul style="list-style-type: none"> Provision of drainage to remove excess water followed by earthing up in vegetables. On clear/dry weather, spray Boom (organic liquid manure) @ 4ml/lit of water for proper growth and development. On clear day, spray Azadirachtin 0.15EC @ 6ml/lit water against insect pests In cucurbitaceous crops like bottle gourd, cucumber, ridge gourd etc, earthing up to be done followed by manuring; and stacking should be followed and trained on a bower system made of bamboo + sticks. Seed treatment: Before sowing treat seed with trichoderma viridi 1% WP @ 10g/kg seed.
HORTICULTURAL CROPS			
Citrus	Fruiting	Citrus scab/ leaf miner	<ul style="list-style-type: none"> Spray of Difenocomazole 25EC@0.05% against citrus scab in Khasi Mandarin. Mix sticker 1ml/lit in case of rain. Spray Imidacloprid 17.8%SL@0.2ml/lit of water against citrus leaf miner.
Banana	Vegetative		<ul style="list-style-type: none"> Planting of banana making pit maintaining at a spacing of 2.5 X 2.5 meter plant to plant and row to row distance. Denavelling (removal of male bud) to improve bunch weight Bagging of bunches to protect against unusual rainfall.
Orchards			<ul style="list-style-type: none"> Prepare half moon terraces in fruit crops (orange/banana/apple/peach) grown in steep slopes to prevent nutrient loss during heavy downpour. Follow proper drainage and earthing up practices in low land/plain areas to avoid water stagnation in fruit orchards
Large Cardamom	Sowing		<ul style="list-style-type: none"> Should be sown in Primary nursery bed at 2cm deep and 10 cm apart followed by mulching & regular light irrigation. The duration of primary nursery being 3-4 months.
Honey Bees			
Honey bees			<ul style="list-style-type: none"> Provide sugar syrup near the box Add insulation and ventilation systems
LIVESTOCKS			
Livestock	Stage	Disease	Precautionary Practices to be followed
Fishery	Fingerlings		<ul style="list-style-type: none"> Broadcasting of Mustard Oil Cake (MOC) @ 5kg/pond twice daily advocated for healthy fingerlings
Pigs	All stages	FMD (high fever and appearance of mucous membrane of the mouth and foot.)	<ul style="list-style-type: none"> Animals should be given lukewarm feed and water. Keep the houses dry and clean. 1st injection at 6 months of age and 2nd injection at 12 months of age followed by annual vaccination under vet supervision
Poultry	All stages		<ul style="list-style-type: none"> Follow 'All in All out' system of rearing and do not rear birds of different age groups together. Avoid overcrowding. Provide adequate clean drinking water+electrolyte and multi-vitamins

			<ul style="list-style-type: none"> • Give broad-spectrum antihelmintic drugs as per prescribed doses. • Vaccination as per the schedule with proper consultation with vet. <ul style="list-style-type: none"> ➤ Day old chick: HVT Marek disease vaccine, 4-7 days: F/Lasota, 14-18 days: Intermediate plus/IBD vaccine, 35 days: F/Lasota, 6-7 weeks: Chicken embryo adopted fowl pox vaccine and 56-70 days: RD R-2B strain. • Remove wet litter/provide artificial heating and light
Cattle	All stages	FMD	<ul style="list-style-type: none"> • 1st injection at 6-8 weeks of age, 2nd injection after 6 months of 1st injection followed by annual vaccination under vet supervision • Separate sick animals • The animal should be washed with lukewarm water added with little potash (KMnO₄) or neem leaves • Long hair near the udder/stomach/back legs should be teamed short.

Contact Scientists (ICAR) or State Agril Staff or KVK staff for measures against adverse conditions or call at 03795-226237/226247

Issued jointly by ICAR-RC for NEH Region, Arunachal Pradesh Centre, Basar and India Meteorological Department
Contact: - IAAS.BASAR@gmail.com, Phone Number: - 03795-226247/37, -96 (Fax)

**Agrometeorological Field Unit
ICAR, BASAR**

कृषि मौसम सलाहकार सेवा पत्रिका

Agro-met Advisory Bulletin

(Period: 20th to 23rd May 2017)

ग्रामीण कृषि मौसम सेवा



GRAMIN KRISHI MAUSAM SEWA
(Integrated Agro-Meteorological Advisory Services)

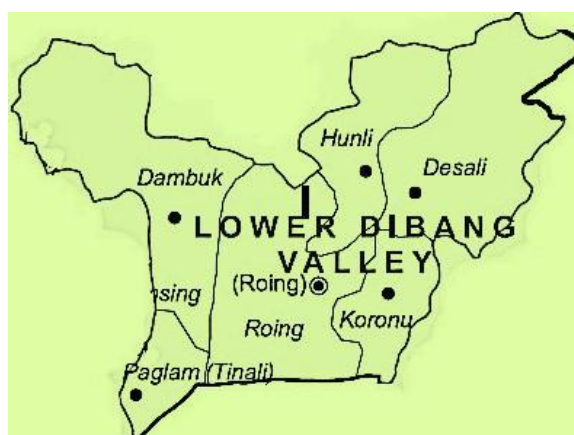


AMFU, ICAR Research Complex for NEH Region
Arunachal Pradesh Centre, Basar-791101

District: Lower Dibang Valley

No: 40/2017/Fri

Dated: 19th May, 2017



Weather summary of the previous week	Weather forecast valid up to 24 th May, 2017
Rainfall = 5.1 mm (Roing)	Partly cloudy with possibility of moderate rainfall. Daily maximum and minimum temperature for the following period is predicted to be 30-32°C and 22-23°C respectively. Expected morning and evening relative humidity will be 82-88% and 42-48% respectively. Wind direction is mainly E with speed range of 4-5 kmph.
Warning:	• Rain/thundershowers are likely in few places

Weather Based Agro-meteorological Advisories Bulletin

General Recommendations

- Disinfecting the animal/bird sheds with lime powder/ bleaching powder/ 4%NaOH at regular interval is advocated
- Spraying operation should be done only on dry/clear weather
- Go for low cost polyhouses for year round cultivation of vegetables
- Obtain seeds from reputed/certified/reliable source
- Use fertilizers/pesticides as per recommended doses for the location
- Preference must be given on use of organic manures/bio-fertilizers & bio-pesticides
- ICAR Basar recommend poultry variety VANARAJA for backyard rearing

Crop	Stage	Pest/Disease	Precautionary Practices to be followed
FIELD CROPS			
Maize	Knee height		<ul style="list-style-type: none"> Carry out thinning and earthing up in maize without delay
Soybean	Sowing		<ul style="list-style-type: none"> Right time for sowing of soybean Carry out seed dressing/treatment with Thiram or Carbendazim @ 2g/kg seed before sowing
Finger millet	Sowing		<ul style="list-style-type: none"> Sowing of short duration finger millet varieties like VL-324 & VR-708 can be carried out without delay.
Rice	Seedling	Stem borer	<ul style="list-style-type: none"> Top dressing of urea one third of recommended dose can be carried out in upland/jhum rice and maize. Cut the tips of the leaves before transplanting reduces the population of stem borer as the eggs are laid on that site. It will reduce the carryover of the infestation to the main field.
Jhum field	Sowing		<ul style="list-style-type: none"> Adopt sowing of leguminous crops like cowpea, frenchbean, soybean etc at 2-3 rows across the slope of jhum field at desirable intervals or ratios with rice to prevent soil erosion and conserve moisture and fertility. Carry out seed dressing/treatment with Thiram or Carbendazim @ 2g/kg seed before sowing to avoid fungal Cowpea variety (Kashi Kanchan) and Frenchbean variety (Selection-9) are advocated for intercropping as they are short duration, dwarf and high yielding.
VEGETABLES			
Pre-summer vegetables	Seedling/vegetative		<ul style="list-style-type: none"> Provision of drainage to remove excess water followed by earthing up in vegetables. On clear/dry weather, spray Boom (organic liquid manure) @ 4ml/lit of water for proper growth and development. On clear day, spray Azadirachtin 0.15EC@ 6ml/lit water against insect pests In cucurbitaceous crops like bottle gourd, cucumber, ridge gourd etc, earthing up to be done followed by manuring; and stacking should be followed and trained on a bower system made of bamboo + sticks. Seed treatment: Before sowing treat seed with trichoderma viridi1% WP @ 10g/kg seed.
HORTICULTURAL CROPS			
Citrus	Fruiting	Citrus scab/ leaf miner	<ul style="list-style-type: none"> Spray of Difenocomazole 25EC@0.05% against citrus scab in Khasi Mandarin. Mix sticker 1ml/lit in case of rain. Spray Imidacloprid 17.8%SL@0.2ml/lit of water against citrus leaf miner.
Banana	Vegetative		<ul style="list-style-type: none"> Planting of banana making pit maintaining at a spacing of 2.5 X 2.5 meter plant to plant and row to row distance. Denavelling (removal of male bud) to improve bunch weight Bagging of bunches to protect against unusual rainfall.
Orchards			<ul style="list-style-type: none"> Prepare half moon terraces in fruit crops (orange/banana/apple/peach) grown in steep slopes to prevent nutrient loss during heavy downpour. Follow proper drainage and earthing up practices in low land/plain areas to avoid water stagnation in fruit orchards
Large Cardamom	Sowing		<ul style="list-style-type: none"> Should be sown in Primary nursery bed at 2cm deep and 10 cm apart followed by mulching & regular light irrigation. The duration of primary nursery being 3-4 months.
Honey Bees			
Honey bees			<ul style="list-style-type: none"> Box must be covered with straw/dry leaves to provide warmth
LIVESTOCKS			
Livestock	Stage	Disease	Precautionary Practices to be followed
Fishery	Fingerlings		<ul style="list-style-type: none"> Broadcasting of Mustard Oil Cake (MOC) @ 5kg/pond twice

			daily advocated for healthy fingerlings
Pigs	All stages	FMD (high fever and appearance of mucous membrane of the mouth and foot.)	<ul style="list-style-type: none"> • Animals should be given lukewarm feed and water. • Keep the houses dry and clean. • 1st injection at 6 months of age and 2nd injection at 12 months of age followed by annual vaccination under vet supervision
Poultry	All stages		<ul style="list-style-type: none"> • Give broad-spectrum antihelmintic drugs as per prescribed doses. • Follow 'All in All out' system of rearing and do not rear birds of different age groups together. • Avoid overcrowding. • Provide adequate clean drinking water+electrolyte and multi-vitamins • Vaccination as per the schedule with proper consultation with vet. <ul style="list-style-type: none"> ➤ Day old chick: HVT Marek disease vaccine, 4-7 days: F/Lasota, 14-18 days: Intermediate plus/IBD vaccine, 35 days: F/Lasota, 6-7 weeks: Chicken embryo adopted fowl pox vaccine and 56-70 days: RD R-2B strain. • Remove wet litter/provide artificial heating and light
Cattle	All stages	FMD	<ul style="list-style-type: none"> • 1st injection at 6-8 weeks of age, 2nd injection after 6 months of 1st injection followed by annual vaccination under vet supervision • Separate sick animals • The animal should be washed with lukewarm water added with little potash (KMnO₄) or neem leaves • Long hair near the udder/stomach/back legs should be teamed short.

Contact Scientists (ICAR) or State Agril Staff or KVK staff for measures against adverse conditions or call at 03795-226237/226247

Issued jointly by ICAR-RC for NEH Region, Arunachal Pradesh Centre, Basar and India Meteorological Department
Contact: - IAAS.BASAR@gmail.com, Phone Number: - 03795-226247/37, -96 (Fax)

**Agrometeorological Field Unit
ICAR, BASAR**

कृषि मौसम सलाहकार सेवा पत्रिका

Agro-met Advisory Bulletin

(Period: 20th to 23rd May 2017)

ग्रामीण कृषि मौसम सेवा



GRAMIN KRISHI MAUSAM SEWA
(Integrated Agro-Meteorological Advisory Services)



AMFU, ICAR Research Complex for NEH Region
Arunachal Pradesh Centre, Basar-791101

District: Lower Subansiri

No: 40/2017/Fri

Dated: 19th May, 2017



Weather summary of the previous week	Weather forecast valid up to 24 th May 2017
Rainfall = 0.0 mm (Ziro)	Partly cloudy with possibility of light rainfall. Daily maximum and minimum temperature for the following period is predicted to be 30-33°C and 22-23°C respectively. Expected morning and evening relative humidity will be 92-94% and 50-57% respectively. Wind direction is variable with speed range of 2-3 kmph.
Warning:	• Rain/thundershowers are likely in few places

Weather Based Agro-meteorological Advisories Bulletin

- **Disinfecting the animal/bird sheds with lime powder/ bleaching powder/ 4%NaOH at regular interval is advocated**
- **Spraying operation should be done only on dry/clear weather**
- **Go for low cost polyhouses for year round cultivation of vegetables**
- **Obtain seeds from reputed/certified/reliable source**
- **Use fertilizers/pesticides as per recommended doses for the location**
- **Preference must be given on use of organic manures/bio-fertilizers & bio-pesticides**
- **ICAR Basar recommend poultry variety VANARAJA for backyard rearing**

Crop	Stage	Pest/Disease	Precautionary Practices to be followed
FIELD CROPS			
Soybean	Sowing		<ul style="list-style-type: none"> • Right time for sowing of soybean • Carry out seed dressing/treatment with Thiram or Carbendazim @ 2g/kg seed before sowing
Pulses	Vegetative		<ul style="list-style-type: none"> • Apply biosulphur @2ml/lit water to enhance yield
Maize	Knee height		<ul style="list-style-type: none"> • Carry out thinning and earthing up in maize without delay
Finger millet	Sowing		<ul style="list-style-type: none"> • Sowing of short duration finger millet varieties like VL-324 & VR-708 can be carried out without delay.
Jhum field	Sowing		<ul style="list-style-type: none"> • Manual weeding advocated
Rice	Seedling	Stem borer	<ul style="list-style-type: none"> • Manual weeding advocated • Top dressing of urea one third of recommended dose can be carried out in upland/jhum rice and maize. • Cut the tips of the leaves before transplanting reduces the population of stem borer as the eggs are laid on that site. It will reduce the carryover of the infestation to the main field. • On clear/dry weather or using sticker (@1ml/lit), spray Triazophos 40EC @ 4 ml/lit against stem borer in rice nursery as well as in main field.
VEGETABLES			
Pre-summer vegetables	Seedling/vegetative		<ul style="list-style-type: none"> • Provision of drainage to remove excess water followed by earthing up in vegetables. • On clear/dry weather, spray Boom (organic liquid manure) @ 4ml/lit of water for proper growth and development. • On clear day, spray Azadirachtin 0.15EC@ 6ml/lit water against insect pests • In cucurbitaceous crops like bottle gourd, cucumber, ridge gourd etc, earthing up to be done followed by manuring; and stacking should be followed and trained on a bower system made of bamboo + sticks. • Seed treatment: Before sowing treat seed with trichoderma viridi1% WP @ 10g/kg seed.
HORTICULTURAL CROPS			
Citrus	Fruiting	Citrus scab/ leaf miner	<ul style="list-style-type: none"> • Spray of Difenocomazole 25EC@0.05% against citrus scab in Khasi Mandarin. Mix sticker 1ml/lit in case of rain. • Spray Imidacloprid 17.8%SL@0.2ml/lit of water against citrus leaf miner.
Banana	Vegetative		<ul style="list-style-type: none"> • Planting of banana making pit maintaining at a spacing of 2.5 X 2.5 meter plant to plant and row to row distance. • Denavelling (removal of male bud) to improve bunch weight • Bagging of bunches to protect against unusual rainfall.
Orchards			<ul style="list-style-type: none"> • Prepare half moon terraces in fruit crops (orange/banana/apple/peach) grown in steep slopes to prevent nutrient loss during heavy downpour. • Follow proper drainage and earthing up practices in low land/plain areas to avoid water stagnation in fruit orchards
Large Cardamom	Sowing		<ul style="list-style-type: none"> • Should be sown in Primary nursery bed at 2cm deep and 10 cm apart followed by mulching & regular light irrigation. • The duration of primary nursery being 3-4 months.
Agroforestry			
Toko palm	Nursery		Filling of nursery polybags for raising of takopalm seedlings
Honey Bees			
Honey bees			<ul style="list-style-type: none"> • Box must be covered with straw/dry leaves to provide warmth
LIVESTOCKS			
Livestock	Stage	Disease	Precautionary Practices to be followed
Fishery	Fingerlings		<ul style="list-style-type: none"> • Broadcasting of Mustard Oil Cake (MOC) @ 5kg/pond twice daily advocated for healthy fingerlings

Pigs	All stages	FMD (high fever and appearance of mucous membrane of the mouth and foot.)	<ul style="list-style-type: none"> • Animals should be given lukewarm feed and water. • Keep the houses dry and clean. • 1st injection at 6 months of age and 2nd injection at 12 months of age followed by annual vaccination under vet supervision
Poultry	All stages		<ul style="list-style-type: none"> • Give broad-spectrum antihelmintic drugs as per prescribed doses. • Follow 'All in All out' system of rearing and do not rear birds of different age groups together. • Avoid overcrowding. • Provide adequate clean drinking water+electrolyte and multi-vitamins • Vaccination as per the schedule with proper consultation with vet. <ul style="list-style-type: none"> ➤ Day old chick: HVT Marek disease vaccine, 4-7 days: F/Lasota, 14-18 days: Intermediate plus/IBD vaccine, 35 days: F/Lasota, 6-7 weeks: Chicken embryo adopted fowl pox vaccine and 56-70 days: RD R-2B strain. • Remove wet litter/provide artificial heating and light
Cattle	All stages	FMD	<ul style="list-style-type: none"> • 1st injection at 6-8 weeks of age, 2nd injection after 6 months of 1st injection followed by annual vaccination under vet supervision • Separate sick animals • The animal should be washed with lukewarm water added with little potash (KMnO₄) or neem leaves • Long hair near the udder/stomach/back legs should be teamed short.
Mithun		FMD	<ul style="list-style-type: none"> • Polyvalent FMD vaccine with serotype O, A and Asia at 6 months of age and repeat after that 6 months interval by sub-cutaneous route. • Pregnant animals above 7 months of pregnancy should be avoided.

Contact Scientists (ICAR) or State Agril Staff or KVK staff for measures against adverse conditions or call at 03795-226237/226247

Issued jointly by ICAR-RC for NEH Region, Arunachal Pradesh Centre, Basar and India Meteorological Department
Contact: - IAAS.BASAR@gmail.com, Phone Number: - 03795-226247/37, -96 (Fax)

**Agrometeorological Field Unit
ICAR, BASAR**

कृषि मौसम सलाहकार सेवा पत्रिका

Agro-met Advisory Bulletin

(Period: 20th to 23rd May 2017)

ग्रामीण कृषि मौसम सेवा



GRAMIN KRISHI MAUSAM SEWA
(Integrated Agro-Meteorological Advisory Services)

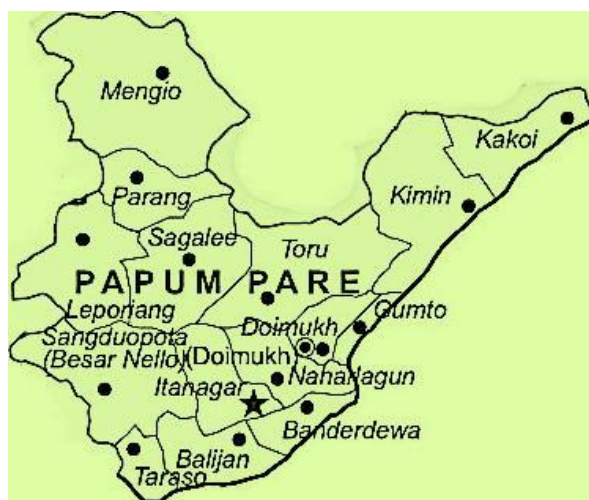


AMFU, ICAR Research Complex for NEH Region
Arunachal Pradesh Centre, Basar-791101

District: Papum Pare

No: 40/2017/Fri

Dated: 19th May, 2017



Weather summary of the previous week	Weather forecast valid up to 24 th May 2017
Rainfall: 55.6 mm; T. Max: 36.0°C; T. Min: 20.0°C ; RH: 59-84%	Partly cloudy with possibility of light/moderate rainfall. Daily maximum and minimum temperature for the following period is predicted to be 33-35°C and 22-23°C respectively. Expected morning and evening relative humidity will be 92-94% and 50-57% respectively. Expected wind direction is mainly E & ENE with speed range of 2-3 kmph.
Warning:	• Rain/thundershowers are likely in few places

Weather Based Agro-meteorological Advisories Bulletin

General Recommendations

- Disinfecting the animal/bird sheds with lime powder/ bleaching powder/ 4%NaOH at regular interval is advocated
- Spraying operation should be done only on dry/clear weather
- Go for low cost polyhouses for year round cultivation of vegetables
- Obtain seeds from reputed/certified/reliable source
- Use fertilizers/pesticides as per recommended doses for the location
- Preference must be given on use of organic manures/bio-fertilizers & bio-pesticides
- ICAR Basar recommend poultry variety VANARAJA for backyard rearing

Crop	Stage	Pest/Disease	Precautionary Practices to be followed
FIELD CROPS			
Soybean	Sowing		<ul style="list-style-type: none"> • Right time for sowing of soybean • Carry out seed dressing/treatment with Thiram or Carbendazim @ 2g/kg seed before sowing
Pulses	Vegetative		<ul style="list-style-type: none"> • Apply biosulphur @2ml/lit water to enhance yield
Maize	Knee height		<ul style="list-style-type: none"> • Carry out thinning and earthing up in maize without delay
Finger millet	Sowing		<ul style="list-style-type: none"> • Sowing of short duration finger millet varieties like VL-324 & VR-708 can be carried out without delay.
Rice	Seedling	Stem borer	<ul style="list-style-type: none"> • Top dressing of urea one third of recommended dose can be carried out in upland/jhum rice and maize. • Cut the tips of the leaves before transplanting reduces the population of stem borer as the eggs are laid on that site. It will reduce the carryover of the infestation to the main field. • On clear/dry weather or using sticker (@1ml/lit), spray Triazophos 40EC @ 4 ml/lit against stem borer in rice nursery as well as in main field.
Jhum field	Sowing		<ul style="list-style-type: none"> • Manual weeding advocated
VEGETABLES			
Pre-summer vegetables	Seedling/vegetative		<ul style="list-style-type: none"> • Provision of drainage to remove excess water followed by earthing up in vegetables. • On clear/dry weather, spray Boom (organic liquid manure) @ 4ml/lit of water for proper growth and development. • On clear day, spray Azadirachtin 0.15EC@ 6ml/lit water against insect pests • In cucurbitaceous crops like bottle gourd, cucumber, ridge gourd etc, earthing up to be done followed by manuring; and stacking should be followed and trained on a bower system made of bamboo + sticks. • Seed treatment: Before sowing treat seed with trichoderma viridi1% WP @ 10g/kg seed.
HORTICULTURAL CROPS			
Orchards			<ul style="list-style-type: none"> • Prepare half moon terraces in fruit crops (orange/banana/apple/peach) grown in steep slopes to prevent nutrient loss during heavy downpour. • Follow proper drainage and earthing up practices in low land/plain areas to avoid water stagnation in fruit orchards
Banana	Vegetative		<ul style="list-style-type: none"> • Planting of banana making pit maintaining at a spacing of 2.5 X 2.5 meter plant to plant and row to row distance. • Denavelling (removal of male bud) to improve bunch weight • Bagging of bunches to protect against unusual rainfall.
Citrus	Fruiting	Citrus scab/ leaf miner	<ul style="list-style-type: none"> • Spray of Difenocomazole 25EC@0.05% against citrus scab in Khasi Mandarin. Mix sticker 1ml/lit in case of rain. • Spray Imidacloprid 17.8%SL@0.2ml/lit of water against citrus leaf miner.
Large Cardamom	Sowing		<ul style="list-style-type: none"> • Should be sown in Primary nursery bed at 2cm deep and 10 cm apart followed by mulching & regular light irrigation. • The duration of primary nursery being 3-4 months.
Honey Bees			
Honey bees			<ul style="list-style-type: none"> • Box must be covered with straw/dry leaves to provide warmth
LIVESTOCKS			
Livestock	Stage	Disease	Precautionary Practices to be followed
Fishery	Fingerlings		<ul style="list-style-type: none"> • Broadcasting of Mustard Oil Cake (MOC) @ 5kg/pond twice daily advocated for healthy fingerlings
Cattle	All stages	FMD	<ul style="list-style-type: none"> • 1st injection at 6-8 weeks of age, 2nd injection after 6 months of 1st injection followed by annual vaccination under vet supervision • Separate sick animals • The animal should be washed with lukewarm water added with

			little potash (KMnO ₄) or neem leaves <ul style="list-style-type: none"> • Long hair near the udder/stomach/back legs should be teamed short.
Pigs	All stages	FMD (high fever and appearance of mucous membrane of the mouth and foot.)	<ul style="list-style-type: none"> • 1st injection at 6 months of age and 2nd injection at 12 months of age followed by annual vaccination under vet supervision
Poultry	All stages		<ul style="list-style-type: none"> • Give broad-spectrum antihelmintic drugs as per prescribed doses. • Follow 'All in All out' system of rearing and do not rear birds of different age groups together. • Avoid overcrowding. • Provide adequate clean drinking water+electrolyte and multi-vitamins • Vaccination as per the schedule with proper consultation with vet. <ul style="list-style-type: none"> ➤ Day old chick: HVT Marek disease vaccine, 4-7 days: F/Lasota, 14-18 days: Intermediate plus/IBD vaccine, 35 days: F/Lasota, 6-7 weeks: Chicken embryo adopted fowl pox vaccine and 56-70 days: RD R-2B strain. • Remove wet litter/provide artificial heating and light
Mithun		FMD	<ul style="list-style-type: none"> • Polyvalent FMD vaccine with serotype O, A and Asia at 6 months of age and repeat after that 6 months interval by sub-cutaneous route. • Pregnant animals above 7 months of pregnancy should be avoided.
Contact Scientists (ICAR) or State Agril Staff or KVK staff for measures against adverse conditions or call at 03795-226237/226247			

Issued jointly by ICAR-RC for NEH Region, Arunachal Pradesh Centre, Basar and India Meteorological Department
 Contact: - IAAS.BASAR@gmail.com, Phone Number: - 03795-226247/37, -96 (Fax)

**Agrometeorological Field Unit
 ICAR, BASAR**

कृषि मौसम सलाहकार सेवा पत्रिका

Agro-met Advisory Bulletin

(Period: 20th to 23rd May 2017)

ग्रामीण कृषि मौसम सेवा



GRAMIN KRISHI MAUSAM SEWA
(Integrated Agro-Meteorological Advisory Services)



AMFU, ICAR Research Complex for NEH Region
Arunachal Pradesh Centre, Basar-791101

District: Tawang

No: 40/2017/Fri

Dated: 19th May, 2017



Weather summary of the previous week	Weather forecast valid up to 24 th May 2017
Rainfall = 28.0 mm	Partly cloudy with possibility of light rainfall. Daily maximum and minimum temperature for the following period is predicted to be 13-14°C and 8-9°C respectively. Expected morning and evening relative humidity will be 79-84% and 48-59% respectively. Wind direction is mostly ESE with probable speed range of 4-5 kmph.
Warning:	• Rain/thundershowers are likely in few places

Weather Based Agro-meteorological Advisories Bulletin

General Recommendations

- Disinfecting the animal/bird sheds with lime powder/ bleaching powder/ 4%NaOH at regular interval is advocated
- All spraying operation should be done only on dry/clear weather
- Go for low cost polyhouses for year round cultivation of vegetables
- Obtain seeds from reputed/certified/reliable source
- Use fertilizers/pesticides as per recommended doses for the location
- Preference must be given on use of organic manures/bio-fertilizers & bio-pesticides
- ICAR Basar recommend poultry variety VANARAJA for backyard rearing

Crop	Stage	Pest/Disease	Precautionary Practices to be followed
FIELD CROPS			
Soybean	Sowing		<ul style="list-style-type: none"> • Right time for sowing of soybean • Carry out seed dressing/treatment with Thiram or Carbendazim @ 2g/kg seed before sowing
Maize	Knee height		<ul style="list-style-type: none"> • Carry out thinning and earthing up in maize without delay
Finger millet	Sowing		<ul style="list-style-type: none"> • Sowing of short duration finger millet varieties like VL-324 & VR-708 can be carried out without delay.
Rice	Seedling	Stem borer	<ul style="list-style-type: none"> • Top dressing of urea one third of recommended dose can be carried out in upland/jhum rice and maize • Cut the tips of the leaves before transplanting reduces the population of stem borer as the eggs are laid on that site. It will reduce the carryover of the infestation to the main field. • On clear/dry weather or using sticker (@1ml/lit), spray Triazophos 40EC @ 4 ml/lit against stem borer in rice nursery as well as in main field.
Jhum field	Sowing		<ul style="list-style-type: none"> • Manual weeding advocated on clear/dry day.
VEGETABLES			
Pre-summer vegetables	Seedling/vegetative		<ul style="list-style-type: none"> • Provision of drainage to remove excess water followed by earthing up in vegetables. • On clear/dry weather, spray Boom (organic liquid manure) @ 4ml/lit of water for proper growth and development. • On clear day, spray Azadirachtin 0.15EC@ 6ml/lit water against insect pests • In cucurbitaceous crops like bottle gourd, cucumber, ridge gourd etc, earthing up to be done followed by manuring; and stacking should be followed and trained on a bower system made of bamboo + sticks. • Seed treatment: Before sowing treat seed with trichoderma viridi1% WP @ 10g/kg seed.
HORTICULTURAL CROPS			
Citrus	Fruiting	Citrus scab/ leaf miner	<ul style="list-style-type: none"> • Spray of Difenocomazole 25EC@0.05% against citrus scab in Khasi Mandarin. Mix sticker 1ml/lit in case of rain. • Spray Imidacloprid 17.8%SL@0.2ml/lit of water against citrus leaf miner.
Orchards			<ul style="list-style-type: none"> • Prepare half moon terraces in fruit crops (orange/banana/apple/peach) grown in steep slopes to prevent nutrient loss during heavy downpour. • Follow proper drainage and earthing up practices in low land/plain areas to avoid water stagnation in fruit orchards
Large Cardamom	Sowing		<ul style="list-style-type: none"> • Should be sown in Primary nursery bed at 2cm deep and 10 cm apart followed by mulching & regular light irrigation. • The duration of primary nursery being 3-4 months.
Honey Bees			
Honey bees			<ul style="list-style-type: none"> • Provide sugar syrup near the box • Add insulation and ventilation systems
LIVESTOCKS			
Livestock	Stage	Disease	Precautionary Practices to be followed
Pigs	All stages	FMD (high fever and appearance of mucous membrane of the mouth and foot.)	<ul style="list-style-type: none"> • Animals should be given lukewarm feed and water. • Keep the houses dry and clean. • 1st injection at 6 months of age and 2nd injection at 12 months of age followed by annual vaccination under vet supervision
Poultry	All stages		<ul style="list-style-type: none"> • Give broad-spectrum antihelmintic drugs as per prescribed doses. • Follow 'All in All out' system of rearing and do not rear birds of different age groups together. • Avoid overcrowding. • Provide adequate clean drinking water+electrolyte and multi-vitamins • Vaccination as per the schedule with proper consultation with vet.

			<ul style="list-style-type: none"> ➤ Day old chick: HVT Marek disease vaccine, 4-7 days: F/Lasota, 14-18 days: Intermediate plus/IBD vaccine, 35 days: F/Lasota, 6-7 weeks: Chicken embryo adopted fowl pox vaccine and 56-70 days: RD R-2B strain. • Remove wet litter/provide artificial heating and light
Cattle	All stages	FMD	<ul style="list-style-type: none"> • 1st injection at 6-8 weeks of age, 2nd injection after 6 months of 1st injection followed by annual vaccination under vet supervision • Separate sick animals • The animal should be washed with lukewarm water added with little potash (KMnO₄) or neem leaves • Long hair near the udder/stomach/back legs should be teamed short.
Mithun		FMD	<ul style="list-style-type: none"> • Polyvalent FMD vaccine with serotype O, A and Asia at 6 months of age and repeat after that 6 months interval by sub-cutaneous route. • Pregnant animals above 7 months of pregnancy should be avoided.

Contact Scientists (ICAR) or State Agril Staff or KVK staff for measures against adverse conditions or call at 03795-226237/226247

Issued jointly by ICAR-RC for NEH Region, Arunachal Pradesh Centre, Basar and India Meteorological Department
Contact: - IAAS.BASAR@gmail.com, Phone Number: - 03795-226247/37, -96 (Fax)

**Agrometeorological Field Unit
ICAR, BASAR**

कृषि मौसम सलाहकार सेवा पत्रिका

Agro-met Advisory Bulletin

(Period: 20th to 23rd May 2017)

ग्रामीण कृषि मौसम सेवा



GRAMIN KRISHI MAUSAM SEWA
(Integrated Agro-Meteorological Advisory Services)



AMFU, ICAR Research Complex for NEH Region
Arunachal Pradesh Centre, Basar-791101

District: Tirap

No: 40/2017/Fri

Dated: 19th May, 2017



Weather summary of the previous week	Weather forecast valid up to 24 th May, 2017
Rainfall = 19.4 mm (Deomali)	Variable weather with possibility of light rainfall. Daily maximum and minimum temperature for the following period is predicted to be 32-33°C and 21-23°C respectively. Expected morning and evening relative humidity will be 86-93% and 56-61% respectively. Wind direction is mainly SW with speed range of 2 kmph.
Warning:	• Rain/thundershowers are likely in few places

Weather Based Agro-meteorological Advisories Bulletin

- Disinfecting the animal/bird sheds with lime powder/ bleaching powder/ 4%NaOH at regular interval is advocated.
- Go for low cost polyhouses for year round cultivation of vegetables
- Obtain seeds from reputed/certified/reliable source
- Use fertilizers/pesticides as per recommended doses for the location
- Preference must be given on use of organic manures/bio-fertilizers & bio-pesticides
- ICAR Basar recommend poultry variety VANARAJA for backyard rearing

Crop	Stage	Pest/Disease	Precautionary Practices to be followed
FIELD CROPS			
Soybean	Sowing		<ul style="list-style-type: none"> • Right time for sowing of soybean • Carry out seed dressing/treatment with Thiram or Carbendazim @ 2g/kg seed before sowing
Maize	Knee height		<ul style="list-style-type: none"> • Carry out thinning and earthing up in maize without delay
Finger millet	Sowing		<ul style="list-style-type: none"> • Sowing of short duration finger millet varieties like VL-324 & VR-708 can be carried out without delay.
Rice	Seedling	Stem borer	<ul style="list-style-type: none"> • Top dressing of urea one third of recommended dose can be carried out in upland/jhum rice and maize • Cut the tips of the leaves before transplanting reduces the population of stem borer as the eggs are laid on that site. It will reduce the carryover of the infestation to the main field. • Careful timing of planting can avoid damage; once the tillering stage is over, attack of some insects reduces. • Follow clean cultivation, presence of grasses near the rice crop favors build-up of pest population • Seedling root dip treatment in 0.02% of Chlorpyrifos 20EC for 12 hours before transplanting protects the crop for 20 to 30 days • Avoid closer spacing while transplantation which creates favorable microclimate for pests in the field. Follow wider spacing of 20X15cm.
Jhum field	Sowing		<ul style="list-style-type: none"> • Manual weeding advocated on clear/dry day • Adopt sowing of leguminous crops like cowpea, frenchbean, soybean etc at 2-3 rows across the slope of jhum field at desirable intervals or ratios with rice to prevent soil erosion and conserve moisture and fertility. • Cowpea variety (Kashi Kanchan) and Frenchbean variety (Selection-9) are advocated for intercropping as they are short duration, dwarf and high yielding. • Carry out seed dressing/treatment with Thiram or Carbendazim @ 2g/kg seed before sowing
VEGETABLES			
Pre-summer vegetables	Seedling/vegetative		<ul style="list-style-type: none"> • Provision of drainage to remove excess water followed by earthing up in vegetables. • On clear/dry weather, spray Boom (organic liquid manure) @ 4ml/lit of water for proper growth and development. • On clear day, spray Azadirachtin 0.15EC@ 6ml/lit water against insect pests • In cucurbitaceous crops like bottle gourd, cucumber, ridge gourd etc, earthing up to be done followed by manuring; and stacking should be followed and trained on a bower system made of bamboo + sticks. • Seed treatment: Before sowing treat seed with trichoderma viridi1% WP @ 10g/kg seed.
HORTICULTURAL CROPS			
Citrus	Fruiting	Citrus scab/ leaf miner	<ul style="list-style-type: none"> • Spray of Difenocomazole 25EC@0.05% against citrus scab in Khasi Mandarin. Mix sticker 1ml/lit in case of rain. • Spray Imidacloprid 17.8%SL@0.2ml/lit of water against citrus leaf miner.
Banana	Vegetative		<ul style="list-style-type: none"> • Planting of banana making pit maintaining at a spacing of 2.5 X 2.5 meter plant to plant and row to row distance. • Denavelling (removal of male bud) to improve bunch weight • Bagging of bunches to protect against unusual rainfall.
Orchards			<ul style="list-style-type: none"> • Prepare half moon terraces in fruit crops (orange/banana/apple/peach) grown in steep slopes to prevent

			<p>nutrient loss during heavy downpour.</p> <ul style="list-style-type: none"> Follow proper drainage and earthing up practices in low land/plain areas to avoid water stagnation in fruit orchards
Large Cardamom	Sowing		<ul style="list-style-type: none"> Should be sown in Primary nursery bed at 2cm deep and 10 cm apart followed by mulching & regular light irrigation. The duration of primary nursery being 3-4 months.
Honey Bees			
			<ul style="list-style-type: none"> Box must be covered with straw/dry leaves to provide warmth
LIVESTOCKS			
Livestock	Stage	Disease	Precautionary Practices to be followed
Fishery	Fingerlings		<ul style="list-style-type: none"> Broadcasting of Mustard Oil Cake (MOC) @ 5kg/pond twice daily advocated for healthy fingerlings
Pigs	All stages	FMD (high fever and appearance of mucous membrane of the mouth and foot.)	<ul style="list-style-type: none"> Keep the houses dry and clean. 1st injection at 6 months of age and 2nd injection at 12 months of age followed by annual vaccination under vet supervision
Poultry	All stages		<ul style="list-style-type: none"> Give broad-spectrum antihelmintic drugs as per prescribed doses. Follow 'All in All out' system of rearing and do not rear birds of different age groups together. Avoid overcrowding. Provide adequate clean drinking water+electrolyte and multi-vitamins Vaccination as per the schedule with proper consultation with vet. <ul style="list-style-type: none"> ➤ Day old chick: HVT Marek disease vaccine, 4-7 days: F/Lasota, 14-18 days: Intermediate plus/IBD vaccine, 35 days: F/Lasota, 6-7 weeks: Chicken embryo adopted fowl pox vaccine and 56-70 days: RD R-2B strain. Remove wet litter/provide artificial heating and light
Cattle	All stages	FMD	<ul style="list-style-type: none"> 1st injection at 6-8 weeks of age, 2nd injection after 6 months of 1st injection followed by annual vaccination under vet supervision Separate sick animals The animal should be washed with lukewarm water added with little potash (KMnO₄) or neem leaves Long hair near the udder/stomach/back legs should be teamed short.
Mithun		FMD	<ul style="list-style-type: none"> Polyvalent FMD vaccine with serotype O, A and Asia at 6 months of age and repeat after that 6 months interval by sub-cutaneous route. Pregnant animals above 7 months of pregnancy should be avoided.
Contact Scientists (ICAR) or State Agril Staff or KVK staff for measures against adverse conditions or call at 03795-226237/226247			

Issued jointly by ICAR-RC for NEH Region, Arunachal Pradesh Centre, Basar and India Meteorological Department
Contact: - IAAS.BASAR@gmail.com, Phone Number: - 03795-226247/37, -96 (Fax)

Agrometeorological Field Unit
ICAR, BASAR

कृषि मौसम सलाहकार सेवा पत्रिका

Agro-met Advisory Bulletin

(Period: 20th to 23rd May 2017)

ग्रामीण कृषि मौसम सेवा



GRAMIN KRISHI MAUSAM SEWA
(Integrated Agro-Meteorological Advisory Services)



ICAR Research Complex for NEH Region
Arunachal Pradesh Centre, Basar-791101

District: Upper Siang

No: 40/2017/Fri

Dated: 19th May, 2017



Weather summary of the previous week	Weather forecast valid up to 24 th May, 2017
Rainfall = 2.0 mm (Tuting)	Partly cloudy with possibility of light/moderate rainfall. Daily maximum and minimum temperature for the following period is predicted to be 30-31°C and 20-22°C respectively. Expected morning and evening relative humidity will be 85-87% and 49-55% respectively. Wind direction is mainly SSE & S with speed range of 3-4 kmph.
Warning:	• Rain/thundershowers are likely in few places

Weather Based Agro-meteorological Advisories Bulletin

General Recommendations

- **Disinfecting the animal/bird sheds with lime powder/bleaching powder/4%NaOH at regular interval is advocated**
- **Spraying operation should be done only on dry/clear weather**
- **Go for low cost poly-houses for year round cultivation of vegetables**
- **Obtain seeds from reputed/certified/reliable source**
- **Use fertilizers/pesticides as per recommended doses for the location**
- **Preference must be given on use of organic manures/bio-fertilizers & bio-pesticides**
- **ICAR Basar recommend poultry variety VANARAJA for backyard rearing**

Crop	Stage	Pest/Disease	Precautionary Practices to be followed
FIELD CROPS			
Soybean	Sowing		<ul style="list-style-type: none"> • Right time for sowing of soybean • Carry out seed dressing/treatment with Thiram or Carbendazim @ 2g/kg seed before sowing
Maize	Knee height		<ul style="list-style-type: none"> • Carry out thinning and earthing up in maize without delay
Finger millet	Sowing		<ul style="list-style-type: none"> • Sowing of short duration finger millet varieties like VL-324 & VR-708 can be carried out without delay.
Rice	Seedling	Stem borer	<ul style="list-style-type: none"> • Top dressing of urea one third of recommended dose can be carried out in upland/jhum rice and maize. • On clear/dry weather or using sticker (@1ml/lit), spray Triazophos 40EC @ 4 ml/lit against stem borer in rice nursery as well as in main field. • Cut the tips of the leaves before transplanting reduces the population of stem borer as the eggs are laid on that site. It will reduce the carryover of the infestation to the main field.
Jhum field	Sowing		<ul style="list-style-type: none"> • Manual weeding advocated on clear/dry day
VEGETABLES			
Pre-summer vegetables	Seedling/vegetative		<ul style="list-style-type: none"> • Provision of drainage to remove excess water followed by earthing up in vegetables. • On clear/dry weather, spray Boom (organic liquid manure) @ 4ml/lit of water for proper growth and development. • On clear day, spray Azadirachtin 0.15EC@ 6ml/lit water against insect pests • In cucurbitaceous crops like bottle gourd, cucumber, ridge gourd etc, earthing up to be done followed by manuring; and stacking should be followed and trained on a bower system made of bamboo + sticks. • Seed treatment: Before sowing treat seed with trichoderma viridi1% WP @ 10g/kg seed.
HORTICULTURAL CROPS			
Citrus	Fruiting	Citrus scab/ leaf miner	<ul style="list-style-type: none"> • Spray of Difenocomazole 25EC@0.05% against citrus scab in Khasi Mandarin. Mix sticker 1ml/lit in case of rain. • Spray Imidacloprid 17.8%SL@0.2ml/lit of water against citrus leaf miner.
Banana	Vegetative		<ul style="list-style-type: none"> • Planting of banana making pit maintaining at a spacing of 2.5 X 2.5 meter plant to plant and row to row distance. • Denavelling (removal of male bud) to improve bunch weight • Bagging of bunches to protect against unusual rainfall.
Orchards			<ul style="list-style-type: none"> • Prepare half moon terraces in fruit crops (orange/banana/apple/peach) grown in steep slopes to prevent nutrient loss during heavy downpour. • Follow proper drainage and earthing up practices in low land/plain areas to avoid water stagnation in fruit orchards
Honey Bees			
Honey bees			<ul style="list-style-type: none"> • Box must be covered with straw/dry leaves to provide warmth • Provide sugar syrup
LIVESTOCKS			
Livestock	Stage	Disease	Precautionary Practices to be followed
Pigs	All stages	FMD (high fever and appearance of mucous membrane of the mouth and foot.)	<ul style="list-style-type: none"> • Animals should be given lukewarm feed and water. • Keep the houses dry and clean. • 1st injection at 6 months of age and 2nd injection at 12 months of age followed by annual vaccination under vet supervision
Poultry	All stages		<ul style="list-style-type: none"> • Provide broad-spectrum antihelminthic drugs under vet supervision and recommended doses. • Follow 'All in All out' system of rearing and do not rear birds of different age groups together. • Avoid overcrowding.

			<ul style="list-style-type: none"> • Provide adequate clean drinking water+electrolyte and multi-vitamins • Vaccination as per the schedule with proper consultation with vet. <ul style="list-style-type: none"> ➤ Day old chick: HVT Marek disease vaccine, 4-7 days: F/Lasota, 14-18 days: Intermediate plus/IBD vaccine, 35 days: F/Lasota, 6-7 weeks: Chicken embryo adopted fowl pox vaccine and 56-70 days: RD R-2B strain. • Remove wet litter/provide artificial heating and light
Fishery	Fingerlings		<ul style="list-style-type: none"> • Broadcasting of Mustard Oil Cake (MOC) @ 5kg/pond twice daily advocated for healthy fingerlings
Cattle	All stages	FMD	<ul style="list-style-type: none"> • 1st injection at 6-8 weeks of age, 2nd injection after 6 months of 1st injection followed by annual vaccination under vet supervision • Separate sick animals • The animal should be washed with lukewarm water added with little potash (KMnO₄) or neem leaves • Long hair near the udder/stomach/back legs should be teamed short.
Mithun		FMD	<ul style="list-style-type: none"> • Polyvalent FMD vaccine with serotype O, A and Asia at 6 months of age and repeat after that 6 months interval by sub-cutaneous route. • Pregnant animals above 7 months of pregnancy should be avoided.
Contact Scientists (ICAR) or State Agril Staff or KVK staff for measures against adverse conditions or call at 03795-226237/226247			

Issued jointly by ICAR-RC for NEH Region, Arunachal Pradesh Centre, Basar and India Meteorological Department
Contact: - IAAS.BASAR@gmail.com, Phone Number: - 03795-226247/37, -96 (Fax)

**Agrometeorological Field Unit
ICAR, BASAR**

कृषि मौसम सलाहकार सेवा पत्रिका

Agro-met Advisory Bulletin

(Period: 20th to 23rd May 2017)

ग्रामीण कृषि मौसम सेवा



GRAMIN KRISHI MAUSAM SEWA
(Integrated Agro-Meteorological Advisory Services)



AMFU, ICAR Research Complex for NEH Region
Arunachal Pradesh Centre, Basar-791101

District: Upper Subansiri

No No: 40/2017/Fri

Dated: 19th May, 2017



Weather summary of the previous week	Weather forecast valid up to 24 th May 2017
Rainfall = NA (Puchi Geko); Daporjo: 0.0 mm	Partly cloudy with possibility of light/moderate rainfall. Daily maximum and minimum temperature for the following period is predicted to be 30-32°C and 22-23°C respectively. Expected morning and evening relative humidity will be 92-94% and 65-78% respectively. Expected wind direction is variable with speed range of 2 kmph.
Warning	• Rain/thundershowers are likely in few places

Weather Based Agro-meteorological Advisories Bulletin

- Disinfecting the animal/bird sheds with lime powder/ bleaching powder/ 4%NaOH at regular interval is advocated
- Avoid spray of insecticides during flowering stage as it may hinder pollination by honey bees and other insects.
- Spraying operation should be done only on dry/clear weather
- Go for low cost polyhouses for year round cultivation of vegetables
- Obtain seeds from reputed/certified/reliable source
- Use fertilizers/pesticides as per recommended doses for the location
- Preference must be given on use of organic manures/bio-fertilizers & bio-pesticides
- ICAR Basar recommend poultry variety VANARAJA for backyard rearing

Crop	Stage	Pest/Disease	Precautionary Practices to be followed
FIELD CROPS			
Soybean	Sowing		<ul style="list-style-type: none"> • Right time for sowing of soybean • Carry out seed dressing/treatment with Thiram or Carbendazim @ 2g/kg seed before sowing
Finger millet	Sowing		<ul style="list-style-type: none"> • Sowing of short duration finger millet varieties like VL-324 & VR-708 can be carried out without delay.
Rice	Seedling	Stem borer	<ul style="list-style-type: none"> • Cut the tips of the leaves before transplanting reduces the population of stem borer as the eggs are laid on that site. It will reduce the carryover of the infestation to the main field.
Maize	Knee height		<ul style="list-style-type: none"> • Carry out thinning and earthing up in maize without delay
<i>Jhum</i> field	Sowing		<ul style="list-style-type: none"> • Manual weeding advocated on clear/dry day
VEGETABLES			
Pre-summer vegetables	Seedling/vegetative		<ul style="list-style-type: none"> • Provision of drainage to remove excess water followed by earthing up in vegetables. • On clear/dry weather, spray Boom (organic liquid manure) @ 4ml/lit of water for proper growth and development. • On clear day, spray Azadirachtin 0.15EC@ 6ml/lit water against insect pests • In cucurbitaceous crops like bottle gourd, cucumber, ridge gourd etc, earthing up to be done followed by manuring; and stacking should be followed and trained on a bower system made of bamboo + sticks. • Seed treatment: Before sowing treat seed with trichoderma viridi1% WP @ 10g/kg seed.
HORTICULTURAL CROPS			
Citrus	Fruiting	Citrus scab/ leaf miner	<ul style="list-style-type: none"> • Spray of Difenocomazole <u>25EC@0.05%</u> against citrus scab in Khasi Mandarin. Mix sticker 1ml/lit in case of rain. • Spray Imidacloprid <u>17.8%SL@0.2ml/lit</u> of water against citrus leaf miner.
Banana	Vegetative		<ul style="list-style-type: none"> • Planting of banana making pit maintaining at a spacing of 2.5 X 2.5 meter plant to plant and row to row distance. • Denavelling (removal of male bud) to improve bunch weight • Bagging of bunches to protect against unusual rainfall.
Orchards			<ul style="list-style-type: none"> • Prepare half moon terraces in fruit crops (orange/banana/apple/peach) grown in steep slopes to prevent nutrient loss during heavy downpour. • Follow proper drainage and earthing up practices in low land/plain areas to avoid water stagnation in fruit orchards
Honey Bees			
Honey bees			<ul style="list-style-type: none"> • Provide sugar syrup near the box • Add insulation and ventilation systems
LIVESTOCKS			
Livestock	Stage	Disease	Precautionary Practices to be followed
Fishery	Fingerlings		<ul style="list-style-type: none"> • Broadcasting of Mustard Oil Cake (MOC) @ 5kg/pond twice daily advocated for healthy fingerlings
Cattle	All stages	FMD	<ul style="list-style-type: none"> • 1st injection at 6-8 weeks of age, 2nd injection after 6 months of 1st injection followed by annual vaccination under vet supervision • Separate sick animals • The animal should be washed with lukewarm water added with little potash (KMnO₄) or neem leaves • Long hair near the udder/stomach/back legs should be teamed short.
Pigs	All stages	FMD (high fever and appearance of mucous membrane of the mouth and foot.)	<ul style="list-style-type: none"> • Provide adequate bedding material (paddy straw, rice husk) to newly born piglets. • Animals should be given lukewarm feed and water. • All animals should be tethered in a covered shelter. Keep the houses dry and clean. • 1st injection at 6 months of age and 2nd injection at 12 months of

			age followed by annual vaccination under vet supervision
Poultry	All stages		<ul style="list-style-type: none"> • Provide broad-spectrum antihelminthic drugs under vet supervision and recommended doses. • Follow 'All in All out' system of rearing and do not rear birds of different age groups together. • Avoid overcrowding. • Provide adequate clean drinking water+electrolyte and multi-vitamins • Vaccination as per the schedule with proper consultation with vet. <ul style="list-style-type: none"> ➤ Day old chick: HVT Marek disease vaccine, 4-7 days: F/Lasota, 14-18 days: Intermediate plus/IBD vaccine, 35 days: F/Lasota, 6-7 weeks: Chicken embryo adopted fowl pox vaccine and 56-70 days: RD R-2B strain. • Remove wet litter/provide artificial heating and light
Mithun		FMD	<ul style="list-style-type: none"> • Polyvalent FMD vaccine with serotype O, A and Asia at 6 months of age and repeat after that 6 months interval by sub-cutaneous route. • Pregnant animals above 7 months of pregnancy should be avoided.
Contact Scientists (ICAR) or State Agril Staff or KVK staff for measures against adverse conditions or call at 03795-226237/226247			

Issued jointly by ICAR-RC for NEH Region, Arunachal Pradesh Centre, Basar and India Meteorological Department
Contact: - IAAS.BASAR@gmail.com, Phone Number: - 03795-226247/37, -96 (Fax)

**Agrometeorological Field Unit
ICAR, BASAR**

कृषि मौसम सलाहकार सेवा पत्रिका

Agro-met Advisory Bulletin

(Period: 20th to 23rd May 2017)

ग्रामीण कृषि मौसम सेवा



GRAMIN KRISHI MAUSAM SEWA
(Integrated Agro-Meteorological Advisory Services)



AMFU, ICAR Research Complex for NEH Region
Arunachal Pradesh Centre, Basar-791101

District: West Kameng

No: 40/2017/Fri

Dated: 19th May, 2017



Weather summary of the previous week	Weather forecast valid up to 24 th May 2017
Rainfall = Bomdila: 0.0 mm; Bhalukpong: 10.2 mm	Partly cloudy with possibility of light/moderate rainfall. Daily maximum and minimum temperature for the following period is predicted to be 16-17°C and 11-12°C respectively. Expected morning and evening relative humidity will be 85-91% and 51-65% respectively. Wind direction is mainly ENE with speed range of 2-3 kmph.
Warning:	• Rain/thundershowers are likely in few places

Weather Based Agro-meteorological Advisories Bulletin

General Recommendations

- **Disinfecting the animal/bird sheds with lime powder/ bleaching powder/ 4%NaOH at regular interval is advocated**
- **Spraying operation should be done only on dry/clear weather**
- **Go for low cost polyhouses for year round cultivation of vegetables**
- **Obtain seeds from reputed/certified/reliable source**
- **Use fertilizers/pesticides as per recommended doses for the location**
- **Preference must be given on use of organic manures/bio-fertilizers & bio-pesticides**
- **ICAR Basar recommend poultry variety VANARAJA for backyard rearing**

Crop	Stage	Pest/Disease	Precautionary Practices to be followed
FIELD CROPS			
Soybean	Sowing		<ul style="list-style-type: none"> • Right time for sowing of soybean • Carry out seed dressing/treatment with Thiram or Carbendazim @ 2g/kg seed before sowing
Finger millet	Sowing		<ul style="list-style-type: none"> • Sowing of short duration finger millet varieties like VL-324 & VR-708 can be carried out without delay.
Rice	Seedling	Stem borer	<ul style="list-style-type: none"> • Top dressing of urea one third of recommended dose can be carried out in upland/jhum rice and maize. • Rice: Spray Triazophos 40EC @ 4 ml/lit against stem borer in rice nursery as well as in main field. • Cut the tips of the leaves before transplanting reduces the population of stem borer as the eggs are laid on that site. It will reduce the carryover of the infestation to the main field.
Jhum field	Sowing		<ul style="list-style-type: none"> • Manual weeding advocated on clear/dry weather
VEGETABLES			
Pre-summer vegetables	Seedling/vegetative		<ul style="list-style-type: none"> • Provision of drainage to remove excess water followed by earthing up in vegetables. • On clear/dry weather, spray Boom (organic liquid manure) @ 4ml/lit of water for proper growth and development. • On clear day, spray Azadirachtin 0.15EC@ 6ml/lit water against insect pests • In cucurbitaceous crops like bottle gourd, cucumber, ridge gourd etc, earthing up to be done followed by manuring; and stacking should be followed and trained on a bower system made of bamboo + sticks. • Seed treatment: Before sowing treat seed with trichoderma viridi1% WP @ 10g/kg seed.
HORTICULTURAL CROPS			
Citrus	Fruiting	Citrus scab/ leaf miner	<ul style="list-style-type: none"> • Spray of Difenocomazole 25EC@0.05% against citrus scab in Khasi Mandarin. Mix sticker 1ml/lit in case of rain. • Spray Imidacloprid 17.8%SL@0.2ml/lit of water against citrus leaf miner.
Banana	Vegetative		<ul style="list-style-type: none"> • Planting of banana making pit maintaining at a spacing of 2.5 X 2.5 meter plant to plant and row to row distance. • Denavelling (removal of male bud) to improve bunch weight • Bagging of bunches to protect against unusual rainfall.
Orchards			<ul style="list-style-type: none"> • Prepare half moon terraces in fruit crops (orange/banana/apple/peach) grown in steep slopes to prevent nutrient loss during heavy downpour. • Follow proper drainage and earthing up practices in low land/plain areas to avoid water stagnation in fruit orchards
Apple	Vegetative	Woolly aphids	<ul style="list-style-type: none"> • Swab the stem with mineral oil against woolly aphid.
Honey Bees			
Honey bees			<ul style="list-style-type: none"> • Provide sugar syrup near the box • Add insulation and ventilation systems
LIVESTOCKS			
Livestock	Stage	Disease	Precautionary Practices to be followed
Fishery	Fingerlings		<ul style="list-style-type: none"> • Broadcasting of Mustard Oil Cake (MOC) @ 5kg/pond twice daily advocated for healthy fingerlings
Cattle	All stages	FMD	<ul style="list-style-type: none"> • 1st injection at 6-8 weeks of age, 2nd injection after 6 months of 1st injection followed by annual vaccination under vet supervision • Separate sick animals • The animal should be washed with lukewarm water added with little potash (KMnO₄) or neem leaves • Long hair near the udder/stomach/back legs should be teamed short.

Pigs	All stages	FMD (high fever and appearance of mucous membrane of the mouth and foot.)	<ul style="list-style-type: none"> • Animals should be given lukewarm feed and water. • Keep the houses dry and clean. • 1st injection at 6 months of age and 2nd injection at 12 months of age followed by annual vaccination under vet supervision
Poultry	All stages		<ul style="list-style-type: none"> • Follow 'All in All out' system of rearing and do not rear birds of different age groups together. • Avoid overcrowding. • Provide adequate clean drinking water+electrolyte and multi-vitamins • Vaccination as per the schedule with proper consultation with vet. <ul style="list-style-type: none"> ➤ Day old chick: HVT Marek disease vaccine, 4-7 days: F/Lasota, 14-18 days: Intermediate plus/IBD vaccine, 35 days: F/Lasota, 6-7 weeks: Chicken embryo adopted fowl pox vaccine and 56-70 days: RD R-2B strain. • Remove wet litter/provide artificial heating and light
Mithun		FMD	<ul style="list-style-type: none"> • Polyvalent FMD vaccine with serotype O, A and Asia at 6 months of age and repeat after that 6 months interval by sub-cutaneous route. • Pregnant animals above 7 months of pregnancy should be avoided.

Contact Scientists (ICAR) or State Agril Staff or KVK staff for measures against adverse conditions or call at 03795-226237/226247

Issued jointly by ICAR-RC for NEH Region, Arunachal Pradesh Centre, Basar and India Meteorological Department
Contact: - IAAS.BASAR@gmail.com, Phone Number: - 03795-226247/37, -96 (Fax)

**Agrometeorological Field Unit
ICAR, BASAR**

कृषि मौसम सलाहकार सेवा पत्रिका Agro-met Advisory Bulletin

(Period: 20th to 23rd May 2017)

ग्रामीण कृषि मौसम सेवा



GRAMIN KRISHI MAUSAM SEWA
(Integrated Agro-Meteorological Advisory Services)



AMFU, ICAR Research Complex for NEH Region
Arunachal Pradesh Centre, Basar-791101

District: West Siang

No: 40/2017/Fri

Dated: 19th May, 2017



Basar: Latitude: 27°59.53/Longitude: 94.41.269/Altitude: 616 amsl

Weather summary of the previous week	Weather forecast valid up to 24 th May 2017
<p>Basar: Rainfall = 12.4 mm. T. Max: 31.0°C, T. Min: 18.3°C, RH: 47-92%, Wind Speed: 3-6 kmph, Wind Direction: SW & NW</p> <p>Along: 1.0 mm</p>	<p>Partly cloudy with possibility of light/moderate rainfall. Daily maximum and minimum temperature for the following period is predicted to be 32-34°C and 22-23°C respectively. Expected morning and evening relative humidity will be 90-93% and 61-72% respectively. Wind direction is mainly SW & WSW with speed range of 2-3 kmph.</p>
<p>Warning:</p>	<ul style="list-style-type: none"> Rain/thundershowers are likely in few places

Weather Based Agro-meteorological Advisories Bulletin

General Recommendations

- Disinfecting the animal/bird sheds with lime powder/ bleaching powder/ 4%NaOH at regular interval is advocated
- Go for low cost polyhouses for year round cultivation of vegetables
- Obtain seeds from reputed/certified/reliable source
- Use fertilizers/pesticides as per recommended doses for the location
- Preference must be given on use of organic manures/bio-fertilizers & bio-pesticides
- ICAR Basar recommend poultry variety VANARAJA for backyard rearing

Crop	Stage	Pest/Disease	Precautionary Practices to be followed
FIELD CROPS			
Soybean	Sowing		<ul style="list-style-type: none"> • Right time for sowing of soybean • Carry out seed dressing/treatment with Thiram or Carbendazim @ 2g/kg seed before sowing
Finger millet	Sowing		<ul style="list-style-type: none"> • Sowing of short duration finger millet varieties like VL-324 & VR-708 can be carried out without delay.
Maize	Knee height		<ul style="list-style-type: none"> • Carry out thinning and earthing up in maize without delay
Rice	Seedling	Stem borer	<ul style="list-style-type: none"> • Top dressing of urea one third of recommended dose can be carried out in upland/jhum rice and maize. • Cut the tips of the leaves before transplanting reduces the population of stem borer as the eggs are laid on that site. It will reduce the carryover of the infestation to the main field.
Pulses	Vegetative		<ul style="list-style-type: none"> • Apply biosulphur @2ml/lit water to enhance yield
Jhum field	Sowing		<ul style="list-style-type: none"> • Manual weeding advocated on clear/dry weather
VEGETABLES			
Pre-summer vegetables	Seedling/vegetative		<ul style="list-style-type: none"> • Provision of drainage to remove excess water followed by earthing up in vegetables. • On clear/dry weather, spray Boom (organic liquid manure) @ 4ml/lit of water for proper growth and development. • On clear day, spray Azadirachtin 0.15EC@ 6ml/lit water against insect pests • In cucurbitaceous crops like bottle gourd, cucumber, ridge gourd etc, earthing up to be done followed by manuring; and stacking should be followed and trained on a bower system made of bamboo + sticks. • Seed treatment: Before sowing treat seed with trichoderma viridi1% WP @ 10g/kg seed.
HORTICULTURAL CROPS			
Citrus	Fruiting	Citrus scab/ leaf miner	<ul style="list-style-type: none"> • Spray of Difenocomazole 25EC@0.05% against citrus scab in Khasi Mandarin. Mix sticker 1ml/lit in case of rain. • Spray Imidacloprid 17.8%SL@0.2ml/lit of water against citrus leaf miner.
Banana	Vegetative		<ul style="list-style-type: none"> • Planting of banana making pit maintaining at a spacing of 2.5 X 2.5 meter plant to plant and row to row distance. • Denavelling (removal of male bud) to improve bunch weight • Bagging of bunches to protect against unusual rainfall.
Orchards			<ul style="list-style-type: none"> • Prepare half moon terraces in fruit crops (orange/banana/apple/peach) grown in steep slopes to prevent nutrient loss during heavy downpour. • Follow proper drainage and earthing up practices in low land/plain areas to avoid water stagnation in fruit orchards
Large Cardamom	Sowing		<ul style="list-style-type: none"> • Should be sown in Primary nursery bed at 2cm deep and 10 cm apart followed by mulching & regular light irrigation. • The duration of primary nursery being 3-4 months.
Honey Bees			
Honey bees			<ul style="list-style-type: none"> • Box must be covered with straw/dry leaves to provide warmth • Provide sugar syrup
LIVESTOCKS			
Livestock	Stage	Disease	Precautionary Practices to be followed
Fishery	Fingerlings		<ul style="list-style-type: none"> • Broadcasting of Mustard Oil Cake (MOC) @ 5kg/pond twice daily advocated for healthy fingerlings
Cattle	All stages	FMD	<ul style="list-style-type: none"> • 1st injection at 6-8 weeks of age, 2nd injection after 6 months of 1st injection followed by annual vaccination under vet supervision • Separate sick animals • The animal should be washed with lukewarm water added with little potash (KMnO₄) or neem leaves • Long hair near the udder/stomach/back legs should be teamed

			short.
Pigs	All stages	FMD (high fever and appearance of mucous membrane of the mouth and foot.)	<ul style="list-style-type: none"> • Provide adequate bedding material (paddy straw, rice husk) to newly born piglets. • Animals should be given lukewarm feed and water. • Keep the houses dry and clean. • 1st injection at 6 months of age and 2nd injection at 12 months of age followed by annual vaccination under vet supervision
Poultry	All stages		<ul style="list-style-type: none"> • Give broad-spectrum antihelmintic drugs as per prescribed doses. • Follow 'All in All out' system of rearing and do not rear birds of different age groups together. • Avoid overcrowding. • Provide adequate clean drinking water+electrolyte and multi-vitamins • Vaccination as per the schedule with proper consultation with vet. <ul style="list-style-type: none"> ➤ Day old chick: HVT Marek disease vaccine, 4-7 days: F/Lasota, 14-18 days: Intermediate plus/IBD vaccine, 35 days: F/Lasota, 6-7 weeks: Chicken embryo adopted fowl pox vaccine and 56-70 days: RD R-2B strain. • Remove wet litter/provide artificial heating and light
Mithun		FMD	<ul style="list-style-type: none"> • Polyvalent FMD vaccine with serotype O, A and Asia at 6 months of age and repeat after that 6 months interval by sub-cutaneous route. • Pregnant animals above 7 months of pregnancy should be avoided.

Contact Scientists (ICAR) or State Agril Staff or KVK staff for measures against adverse conditions or call at 03795-226237/226247

Issued jointly by ICAR-RC for NEH Region, Arunachal Pradesh Centre, Basar and India Meteorological Department
Contact: - IAAS.BASAR@gmail.com, Phone Number: - 03795-226247/37, -96 (Fax)