

कृषि मौसम सलाहकार सेवा पत्रिका

Agro-met Advisory Bulletin

(Period: 14th to 16th June 2017)

ग्रामीण कृषि मौसम सेवा



GRAMIN KRISHI MAUSAM SEWA
(Integrated Agro-Meteorological Advisory Services)

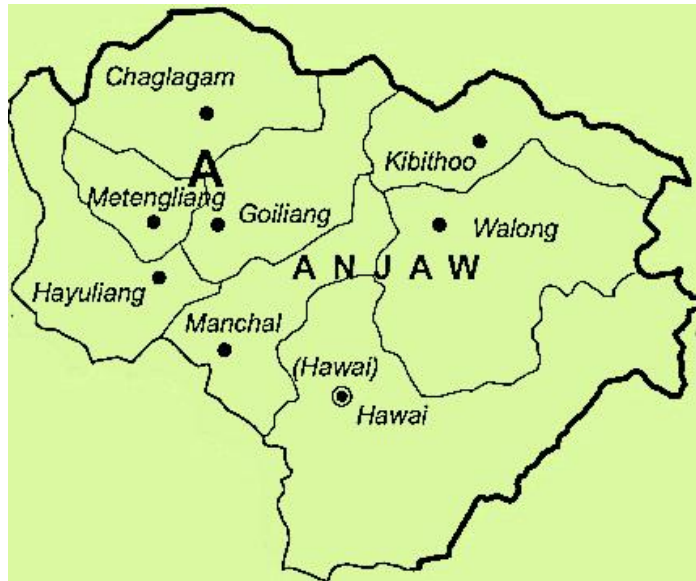


AMFU, ICAR Research Complex for NEH Region
Arunachal Pradesh Centre, Basar-791101

District: Anjaw

No: 47/2017/Tue

Dated: 13th June, 2017



Hawai: Latitude: 28.2179994/ Longitude: 94.7277528/Altitude: 1296 m amsl

Weather summary of the previous week	Weather forecast valid up to 18 th June 2017
No weather summary available	Mostly cloudy with possibility of light/moderate rainfall. Daily maximum and minimum temperature for the following period is predicted to be 27-28°C and 18-19°C respectively. Expected morning and evening relative humidity will be 92-98% and 53-68% respectively. Wind direction is mainly E at a speed range of 3-5 kmph.
Warning:	• Heavy to very heavy rainfall likely on 13th and 17th June

Weather Based Agro-meteorological Advisories Bulletin

General Recommendations

- **Spraying operation should be done only on dry/clear weather**
- **Obtain seeds from reputed/certified/reliable source**
- **Use fertilizers/pesticides as per recommended doses for the location**
- **Preference must be given on use of organic manures/bio-fertilizers & bio-pesticides**
- **Warning: Spraying of DDT in crops is lethal**

Crop	Stage	Pest/Disease	Precautionary Practices to be followed
FIELD CROPS			
Rice	Nursery/transplanting/Tillering stage		<ul style="list-style-type: none"> • Maintain periphery of nursery field weed free and clean to prevent disease and pest harboring in weeds. • Maintain proper drainage for nursery plot of rice. • Seedling in lowland rice nursery may be carried out • Right time for transplantation
Maize	Multiple stages		<ul style="list-style-type: none"> • If bluish-green leaves are observed, apply SSP or DAP along with 2/3rd of Urea to rejuvenate the plant from phosphorus deficiency
Groundnut	Vegetative stage		<ul style="list-style-type: none"> • Do not disturb the soil after 40-45 DAS of groundnut, it will affect the pod formation adversely • On sunny day spray triazophose@2ml/lit water in young seedlings.
Soybean	Sowing		<ul style="list-style-type: none"> • Sowing can be done • If already sown, maintain proper drainage
Finger millet	Sowing		<ul style="list-style-type: none"> • Sowing of short duration finger millet varieties like VL-324 & VR-708 can be carried out without delay. • If already sown, maintain proper drainage
<i>Jhum</i> field	Tillering		<ul style="list-style-type: none"> • Manual weeding advocated • Maintain periphery of nursery field weed free and clean to prevent disease and pest harboring in weeds.
VEGETABLES			
Pre-summer vegetables	Seedling/vegetative	Aphids in Cucurbitaceous crops/ Brinjal Shoot & Fruit borer	<ul style="list-style-type: none"> • Provision of drainage to remove excess water followed by earthing up in vegetables. • In cucurbitaceous crops like bottle gourd, cucumber, ridge gourd etc, earthing up to be done followed by manuring; and stacking should be followed and trained on a bower system made of bamboo + sticks. • Dust ash powder in cucurbits • Use pheromone traps/light traps against brinjal shoot and fruit borer.
HORTICULTURAL CROPS			
Pineapple	Vegetative		<ul style="list-style-type: none"> • Earthing-up and removal of excess suckers for better plant establishment and anchorage.
Orchards	Multiple stages		<ul style="list-style-type: none"> • Prepare half moon terraces in fruit crops (orange/banana/apple/peach) grown in steep slopes to prevent nutrient loss during heavy downpour. • Follow proper drainage and earthing up practices in low land/plain areas to avoid water stagnation in fruit orchards
Banana	Vegetative		<ul style="list-style-type: none"> • Planting of banana making pit maintaining at a spacing of 2.5 X 2.5 meter plant to plant and row to row distance. • Denavelling (removal of male bud) to improve bunch weight • Bagging of bunches to protect against unusual rainfall.
Citrus	Vegetative	Phytophthora disease/ Citrus canker	<ul style="list-style-type: none"> • Affected leaves, branch should be pruned and burnt.. • Prepare half moon terraces in fruit crops (orange/banana/apple/peach) grown in steep slopes to prevent nutrient loss during heavy downpour.
Large Cardamom	Sowing/germination		<ul style="list-style-type: none"> • Should be sown in Primary nursery bed at 2cm deep and 10 cm apart followed by mulching & regular light irrigation. • The duration of primary nursery being 3-4 months. • Provide adequate drainage
Ginger/Turmeric	Seedling		<ul style="list-style-type: none"> • Proper drainage to be done and avoid water stagnation • Earthing up of ginger/turmeric along with basal application of required fertilizer should be done
LIVESTOCKS			
Livestock	Stage	Disease	Precautionary Practices to be followed
Fishery	Fingerlings		<ul style="list-style-type: none"> • Broadcasting of Mustard Oil Cake (MOC) @ 5kg/pond twice daily advocated for healthy fingerlings

Pigs	All stages	FMD (high fever and appearance of mucous membrane of the mouth and foot.)	<ul style="list-style-type: none"> • Keep the houses dry and clean. • 1st injection at 6 months of age and 2nd injection at 12 months of age followed by annual vaccination under vet supervision against FMD • Reduce concentrate diet up to 5% • Provide adequate potable water
Poultry	All stages		<ul style="list-style-type: none"> • Proper ventilation of shed • Provide vitamin complex and glucose in water • Follow 'All in All out' system of rearing and do not rear birds of different age groups together. • Avoid overcrowding. • Provide broad-spectrum antihelminthic drugs under vet supervision and recommended doses. • Provide adequate clean drinking water+electrolyte and multi-vitamins • Vaccination as per the schedule with proper consultation with vet. <ul style="list-style-type: none"> ➤ Day old chick: HVT Marek disease vaccine, 4-7 days: F/Lasota, 14-18 days: Intermediate plus/IBD vaccine, 35 days: F/Lasota, 6-7 weeks: Chicken embryo adopted fowl pox vaccine and 56-70 days: RD R-2B strain. • Remove wet litter
Cattle	All stages	FMD	<ul style="list-style-type: none"> • Provide UMB/Molases if possible in the feed • Provide 10-30 ml of vitamin B-Complex in feed • 1st injection at 6-8 weeks of age, 2nd injection after 6 months of 1st injection followed by annual vaccination under vet supervision • Separate sick animals • The animal should be washed with lukewarm water added with little potash (KMnO₄) or neem leaves • Long hair near the udder/stomach/back legs should be teamed short.
Mithun		FMD	<ul style="list-style-type: none"> • Polyvalent FMD vaccine with serotype O, A and Asia at 6 months of age and repeat after that 6 months interval by sub-cutaneous route. Pregnant animals above 7 months of pregnancy should be avoided from vaccination.
Contact Scientists (ICAR) or State Agril Staff or KVK staff for measures against adverse conditions or call at 03795-226237/226247			

Issued jointly by ICAR-RC for NEH Region, Arunachal Pradesh Centre, Basar and India Meteorological Department
Contact: - IAAS.BASAR@gmail.com, Phone Number: - 03795-226247/37, -96 (Fax)

कृषि मौसम सलाहकार सेवा पत्रिका

Agro-met Advisory Bulletin

(Period: 14th to 16th June 2017)

ग्रामीण कृषि मौसम सेवा

GRAMIN KRISHI MAUSAM SEWA
(Integrated Agro-Meteorological Advisory Services)



AMFU, ICAR Research Complex for NEH Region
Arunachal Pradesh Centre, Basar-791101

District: Changlang

No: 47/2017/Tue

Dated: 13th June, 2017



Changlang (HQ): Latitude: 27.1305856/Longitude: 95.7342373/Altitude: 580 masl

Weather summary of the previous week	Weather forecast valid up to 18 th June, 2017
Rainfall = Changlang: 3.2 mm Miao: 10.2 mm	Mostly cloudy with possibility of light/moderate rainfall. Daily maximum and minimum temperature for the following period is predicted to be 25-27°C and 18-20°C respectively. Expected morning and evening relative humidity will be 92-100% and 67-85% respectively. Wind direction is mainly E with speed range of 2-4 kmph.
Warning	• Heavy to very heavy rainfall likely on 13th and 17th June

Weather Based Agro-meteorological Advisories Bulletin

General Recommendations

- **Spraying operation should be done only on dry/clear weather**
- **Go for low cost polyhouses for year round cultivation of vegetables**
- **Obtain seeds from reputed/certified/reliable source**
- **Use fertilizers/pesticides as per recommended doses for the location**
- **Preference must be given on use of organic manures/bio-fertilizers & bio-pesticides**
- **ICAR Basar recommend poultry variety VANARAJA for backyard rearing**

Crop	Stage	Pest/Disease	Precautionary Practices to be followed
FIELD CROPS			
Rice	Nursery/transplanting/Tillering stage		<ul style="list-style-type: none"> • Maintain periphery of nursery field weed free and clean to prevent disease and pest harboring in weeds. • Maintain proper drainage for nursery plot of rice. • Seedling in lowland rice nursery may be carried out • Right time for transplantation
Maize	Multiple stages		<ul style="list-style-type: none"> • If bluish-green leaves are observed, apply SSP or DAP along with 2/3rd of Urea to rejuvenate the plant from phosphorus deficiency
Groundnut	Vegetative stage		<ul style="list-style-type: none"> • Do not disturb the soil after 40-45 DAS of groundnut, it will affect the pod formation adversely • On sunny day spray triazophose@2ml/lit water in young seedlings.
Soybean	Sowing		<ul style="list-style-type: none"> • Sowing can be done • If already sown, maintain proper drainage
Jhum field	Tillering		<ul style="list-style-type: none"> • Manual weeding advocated
Finger millet	Sowing		<ul style="list-style-type: none"> • Sowing of short duration finger millet varieties like VL-324 & VR-708 can be carried out without delay. • If already sown, maintain proper drainage
VEGETABLES			
Pre-summer vegetables	Seedling/vegetative	Aphids in Cucurbitaceous crops/ Brinjal Shoot & Fruit borer	<ul style="list-style-type: none"> • Provision of drainage to remove excess water followed by earthing up in vegetables. • In cucurbitaceous crops like bottle gourd, cucumber, ridge gourd etc, earthing up to be done followed by manuring; and stacking should be followed and trained on a bower system made of bamboo + sticks. • Dust ash powder in cucurbits • Use pheromone traps/light traps against brinjal shoot and fruit borer.
HORTICULTURAL CROPS			
Citrus	Vegetative	Phytophthora disease/ Citrus canker	<ul style="list-style-type: none"> • Affected leaves, branch should be pruned and burnt. • Spray copper oxychloride 200 gm with streptocycline 6 gm in 60 lits of water before onset of monsoon. Spray 3-4 times at interval of 30 days on clear day or using stickers. • To check fruit drop spray with 1.5 gms 2,4-D or Gibberelic acid (GA) using stickers • Prepare half moon terraces in fruit crops (orange/banana/apple/peach) grown in steep slopes to prevent nutrient loss during heavy downpour.
Pineapple	Vegetative		<ul style="list-style-type: none"> • Earthing-up and removal of excess suckers for better plant establishment and anchorage.
Banana	Vegetative		<ul style="list-style-type: none"> • Planting of banana making pit maintaining at a spacing of 2.5 X 2.5 meter plant to plant and row to row distance. • Denavelling (removal of male bud) to improve bunch weight • Bagging of bunches to protect against unusual rainfall.
Ginger/Turmeric	Seedling		<ul style="list-style-type: none"> • Proper drainage to be done and avoid water stagnation • Earthing up of ginger/turmeric along with basal application of required fertilizer should be done
Orchards			<ul style="list-style-type: none"> • Prepare half moon terraces in fruit crops (orange/banana/apple/peach) grown in steep slopes to prevent nutrient loss during heavy downpour. • Follow proper drainage and earthing up practices in low land/plain areas to avoid water stagnation in fruit orchards
Large Cardamom	Sowing		<ul style="list-style-type: none"> • Should be sown in Primary nursery bed at 2cm deep and 10 cm apart followed by mulching & regular light irrigation. • The duration of primary nursery being 3-4 months.
Honey Bees			
Honey bees			<ul style="list-style-type: none"> • Box must be covered with straw/dry leaves to provide warmth

			<ul style="list-style-type: none"> • Provide sugar syrup
LIVESTOCKS			
Livestock	Stage	Disease	Precautionary Practices to be followed
Pigs	All stages	FMD (high fever and appearance of mucous membrane of the mouth and foot.)	<ul style="list-style-type: none"> • Keep the houses dry and clean. • 1st injection at 6 months of age and 2nd injection at 12 months of age followed by annual vaccination under vet supervision against FMD • Reduce concentrate diet up to 5% • Provide adequate potable water
Poultry	All stages		<ul style="list-style-type: none"> • Proper ventilation of shed • Provide vitamin complex and glucose in water • Follow 'All in All out' system of rearing and do not rear birds of different age groups together. • Avoid overcrowding. • Provide broad-spectrum antihelminthic drugs under vet supervision and recommended doses. • Provide adequate clean drinking water+electrolyte and multi-vitamins • Vaccination as per the schedule with proper consultation with vet. <ul style="list-style-type: none"> ➤ Day old chick: HVT Marek disease vaccine, 4-7 days: F/Lasota, 14-18 days: Intermediate plus/IBD vaccine, 35 days: F/Lasota, 6-7 weeks: Chicken embryo adopted fowl pox vaccine and 56-70 days: RD R-2B strain. • Remove wet litter
Cattle	All stages	FMD	<ul style="list-style-type: none"> • Provide UMB/Molases if possible in the feed • Provide 10-30 ml of vitamin B-Complex in feed • 1st injection at 6-8 weeks of age, 2nd injection after 6 months of 1st injection followed by annual vaccination under vet supervision • Separate sick animals • The animal should be washed with lukewarm water added with little potash (KMnO₄) or neem leaves • Long hair near the udder/stomach/back legs should be teamed short.
Fishery	Fingerlings		<ul style="list-style-type: none"> • Broadcasting of Mustard Oil Cake (MOC) @ 5kg/pond twice daily advocated for healthy fingerlings
Contact Scientists (ICAR) or State Agril Staff or KVK staff for measures against adverse conditions or call at 03795-226237/226247			

Issued jointly by ICAR-RC for NEH Region, Arunachal Pradesh Centre, Basar and India Meteorological Department
Contact: - IAAS.BASAR@gmail.com, Phone Number: - 03795-226247/37, -96 (Fax)

**Agrometeorological Field Unit
ICAR. BASAR**

कृषि मौसम सलाहकार सेवा पत्रिका

Agro-met Advisory Bulletin

(Period: 14th to 16th June 2017)

ग्रामीण कृषि मौसम सेवा



GRAMIN KRISHI MAUSAM SEWA

(Integrated Agro-Meteorological Advisory Services)

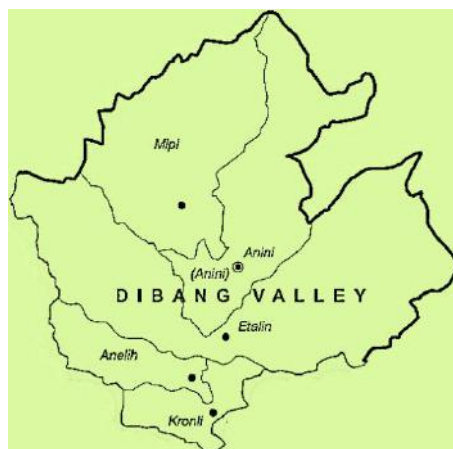


AMFU, ICAR Research Complex for NEH Region
Arunachal Pradesh Centre, Basar-791101

District: Dibang Valley

No: 47/2017/Tue

Dated: 13th June, 2017



Anini: Latitude: 28.2179994/Longitude: 94.7277528/Altitude: 1968 masl

Weather summary of the previous week	Weather forecast valid up to 18 th June, 2017
Rainfall = NA (Anini)	Mostly cloudy with possibility of light/moderate rainfall. Daily maximum and minimum temperature for the following period is predicted to be 22-26°C and 14-16°C respectively. Expected morning and evening relative humidity will be 91-96% and 49-69% respectively. Wind direction is mainly E with speed range of 2-4 kmph.
Warning:	• Heavy to very heavy rainfall likely on 13th and 17th June

Weather Based Agro-meteorological Advisories Bulletin

General recommendations

- Disinfecting the animal/bird sheds with lime powder/ bleaching powder/ 4%NaOH at regular interval is advocated
- Go for spray operation only on dry/clear weather.
- Go for low cost polyhouses for year round cultivation of vegetables
- Obtain seeds from reputed/certified/reliable source
- Use fertilizers/pesticides as per recommended doses for the location
- Preference must be given on use of organic manures/bio-fertilizers & bio-pesticides
- ICAR Basar recommend poultry variety VANARAJA for backyard rearing
-

Crop	Stage	Pest/Disease	Precautionary Practices to be followed
FIELD CROPS			
Soybean	Sowing		<ul style="list-style-type: none"> Sowing can be done If already sown, maintain proper drainage
Rice	Nursery/transplanting/Tillering stage		<ul style="list-style-type: none"> Maintain periphery of nursery field weed free and clean to prevent disease and pest harboring in weeds. Maintain proper drainage for nursery plot of rice. Seedling in lowland rice nursery may be carried out Right time for transplantation
Maize	Multiple stages		<ul style="list-style-type: none"> If bluish-green leaves are observed, apply SSP or DAP along with 2/3rd of Urea to rejuvenate the plant from phosphorus deficiency
Groundnut	Vegetative stage		<ul style="list-style-type: none"> Do not disturb the soil after 40-45 DAS of groundnut, it will affect the pod formation adversely On sunny day spray triazophose@2ml/lit water in young seedlings.
Jhum field	Tillering		<ul style="list-style-type: none"> Manual weeding advocated Top dressing of urea one third of recommended dose can be carried out in upland/jhum rice
Finger millet	Sowing		<ul style="list-style-type: none"> Sowing of short duration finger millet varieties like VL-324 & VR-708 can be carried out without delay. If already sown, maintain proper drainage
VEGETABLES			
Pre-summer vegetables	Seedling/vegetative	Aphids in Cucurbitaceous crops/ Brinjal Shoot & Fruit borer	<ul style="list-style-type: none"> Provision of drainage to remove excess water followed by earthing up in vegetables. In cucurbitaceous crops like bottle gourd, cucumber, ridge gourd etc, earthing up to be done followed by manuring; and stacking should be followed and trained on a bower system made of bamboo + sticks. Dust ash powder in cucurbits Use pheromone traps/light traps against brinjal shoot and fruit borer.
HORTICULTURAL CROPS			
Citrus	Vegetative	Phytophthora disease/ Citrus canker	<ul style="list-style-type: none"> Affected leaves, branch should be pruned and burnt. Spray copper oxychloride 200 gm with streptocycline 6 gm in 60 lits of water before onset of monsoon. Spray 3-4 times at interval of 30 days using stickers if rains To check fruit drop spray with 1.5 gms 2,4-D or Gibberelic acid (GA) using stickers during rain Prepare half moon terraces in fruit crops (orange/banana/apple/peach) grown in steep slopes to prevent nutrient loss during heavy downpour.
Pineapple	Vegetative		<ul style="list-style-type: none"> Earthing-up and removal of excess suckers for better plant establishment and anchorage.
Ginger/Turmeric	Seedling		<ul style="list-style-type: none"> Proper drainage to be done and avoid water stagnation Earthing up of ginger/turmeric along with basal application of required fertilizer should be done
Banana	Vegetative		<ul style="list-style-type: none"> Planting of banana making pit maintaining at a spacing of 2.5 X 2.5 meter plant to plant and row to row distance. Denavelling (removal of male bud) to improve bunch weight Bagging of bunches to protect against unusual rainfall.
Orchards			<ul style="list-style-type: none"> Prepare half moon terraces in fruit crops (orange/banana/apple/peach) grown in steep slopes to prevent nutrient loss during heavy downpour. Follow proper drainage and earthing up practices in low land/plain areas to avoid water stagnation in fruit orchards
Large Cardamom	Sowing		<ul style="list-style-type: none"> Should be sown in Primary nursery bed at 2cm deep and 10 cm apart followed by mulching & regular light irrigation. The duration of primary nursery being 3-4 months.
Apple	Vegetative	Wooly aphids	<ul style="list-style-type: none"> Swab the stem with mineral oil against wooly aphid.

Honey Bees			
Honey bees			<ul style="list-style-type: none"> In case of rain provide sugar syrup
LIVESTOCKS			
Livestock	Stage	Disease	Precautionary Practices to be followed
Pigs	All stages	FMD (high fever and appearance of mucous membrane of the mouth and foot.)	<ul style="list-style-type: none"> Keep the houses dry and clean. 1st injection at 6 months of age and 2nd injection at 12 months of age followed by annual vaccination under vet supervision against FMD Reduce concentrate diet up to 5% Provide adequate potable water
Poultry	All stages		<ul style="list-style-type: none"> Proper ventilation of shed Provide vitamin complex and glucose in water Follow 'All in All out' system of rearing and do not rear birds of different age groups together. Avoid overcrowding. Provide broad-spectrum antihelminthic drugs under vet supervision and recommended doses. Provide adequate clean drinking water+electrolyte and multi-vitamins Vaccination as per the schedule with proper consultation with vet. <ul style="list-style-type: none"> Day old chick: HVT Marek disease vaccine, 4-7 days: F/Lasota, 14-18 days: Intermediate plus/IBD vaccine, 35 days: F/Lasota, 6-7 weeks: Chicken embryo adopted fowl pox vaccine and 56-70 days: RD R-2B strain. Remove wet litter
Cattle	All stages	FMD	<ul style="list-style-type: none"> Provide UMB/Molases if possible in the feed Provide 10-30 ml of vitamin B-Complex in feed 1st injection at 6-8 weeks of age, 2nd injection after 6 months of 1st injection followed by annual vaccination under vet supervision Separate sick animals The animal should be washed with lukewarm water added with little potash (KMnO₄) or neem leaves Long hair near the udder/stomach/back legs should be teamed short.
Fishery	Fingerlings		<ul style="list-style-type: none"> Broadcasting of Mustard Oil Cake (MOC) @ 5kg/pond twice daily advocated for healthy fingerlings
Mithun		FMD	<ul style="list-style-type: none"> Polyvalent FMD vaccine with serotype O, A and Asia at 6 months of age and repeat after that 6 months interval by sub-cutaneous route. Pregnant animals above 7 months of pregnancy should be avoided.
Contact Scientists (ICAR) or State Agril Staff or KVK staff for measures against adverse conditions or call at 03795-226237/226247			

Issued jointly by ICAR-RC for NEH Region, Arunachal Pradesh Centre, Basar and India Meteorological Department
Contact: - IAAS.BASAR@gmail.com, Phone Number: - 03795-226247/37, -96 (Fax)

**Agrometeorological Field Unit
ICAR, BASAR**

कृषि मौसम सलाहकार सेवा पत्रिका

Agro-met Advisory Bulletin

(Period: 14th to 16th June 2017)

ग्रामीण कृषि मौसम सेवा



GRAMIN KRISHI MAUSAM SEWA
(Integrated Agro-Meteorological Advisory Services)



भा.क.अ.पु. - पू.प.सं.
ICAR - R/NEH

AMFU, ICAR Research Complex for NEH Region
Arunachal Pradesh Centre, Basar-791101

District: East Kameng

No: 47/2017/Tue

Dated: 13th June, 2017



Weather summary of the previous week	Weather forecast valid up to 18 th June 2017
Rainfall = 8.4 mm	Mostly cloudy with possibility of light/moderate rainfall, with clear weather on 14 th & 15 th June. Daily maximum and minimum temperature for the following period is predicted to be 23-25°C and 16-18°C respectively. Expected morning and evening relative humidity will be 87-98% and 65-95% respectively. Expected wind direction is mainly E & NE with speed range of 2-3 kmph.
Warning:	<ul style="list-style-type: none"> Heavy to very heavy rainfall likely on 13th and 17th June

Weather Based Agro-meteorological Advisories Bulletin

General Recommendations

- Go for low cost polyhouses for year round cultivation of vegetables
- Obtain seeds from reputed/certified/reliable source
- Use fertilizers/pesticides as per recommended doses for the location
- Preference must be given on use of organic manures/bio-fertilizers & bio-pesticides
- ICAR Basar recommend poultry variety VANARAJA for backyard rearing
- Disinfecting the animal/bird sheds with lime powder/ bleaching powder/ 4%NaOH at regular interval is advocated

Crop	Stage	Pest/Disease	Precautionary Practices to be followed
FIELD CROPS			
Rice	Nursery/transplanting/Tillering stage		<ul style="list-style-type: none"> • Maintain periphery of nursery field weed free and clean to prevent disease and pest harboring in weeds. • Maintain proper drainage for nursery plot of rice. • Seedling in lowland rice nursery may be carried out • Right time for transplantation
Maize	Multiple stages		<ul style="list-style-type: none"> • If bluish-green leaves are observed, apply SSP or DAP along with 2/3rd of Urea to rejuvenate the plant from phosphorus deficiency
Groundnut	Vegetative stage		<ul style="list-style-type: none"> • Do not disturb the soil after 40-45 DAS of groundnut, it will affect the pod formation adversely • On sunny day spray triazophose@2ml/lit water in young seedlings.
Soybean	Sowing		<ul style="list-style-type: none"> • Sowing can be done • If already sown, maintain proper drainage
Jhum field	Tillering		<ul style="list-style-type: none"> • Manual weeding advocated • Top dressing of urea one third of recommended dose can be carried out in upland/jhum rice
Finger millet	Sowing		<ul style="list-style-type: none"> • Sowing of short duration finger millet varieties like VL-324 & VR-708 can be carried out without delay. • If already sown, maintain proper drainage
VEGETABLES			
Pre-summer vegetables	Seedling/vegetative	Aphids in Cucurbitaceous crops/ Brinjal Shoot & Fruit borer	<ul style="list-style-type: none"> • Provision of drainage to remove excess water followed by earthing up in vegetables. • In cucurbitaceous crops like bottle gourd, cucumber, ridge gourd etc, earthing up to be done followed by manuring; and stacking should be followed and trained on a bower system made of bamboo + sticks. • Dust ash powder in cucurbits • Use pheromone traps/light traps against brinjal shoot and fruit borer.
HORTICULTURAL CROPS			
Ginger/Turmeric	Seedling		<ul style="list-style-type: none"> • Proper drainage to be done and avoid water stagnation • Earthing up of ginger/turmeric along with basal application of required fertilizer should be done
Citrus	Vegetative	Phytophthora disease/ Citrus canker	<ul style="list-style-type: none"> • Affected leaves, branch should be pruned and burnt. • Spray copper oxychloride 200 gm with streptomycin 6 gm in 60 lits of water before onset of monsoon. Spray 3-4 times at interval of 30 days using stickers • To check fruit drop spray with 1.5 gms 2,4-D or Gibberelic acid (GA) using stickers • Prepare half moon terraces in fruit crops (orange/banana/apple/peach) grown in steep slopes to prevent nutrient loss during heavy downpour.
Pineapple	Vegetative		<ul style="list-style-type: none"> • Earthing-up and removal of excess suckers for better plant establishment and anchorage.
Banana	Vegetative		<ul style="list-style-type: none"> • Planting of banana making pit maintaining at a spacing of 2.5 X 2.5 meter plant to plant and row to row distance. • Denavelling (removal of male bud) to improve bunch weight • Bagging of bunches to protect against unusual rainfall.
Orchards			<ul style="list-style-type: none"> • Prepare half moon terraces in fruit crops (orange/banana/apple/peach) grown in steep slopes to prevent nutrient loss during heavy downpour. • Follow proper drainage and earthing up practices in low land/plain areas to avoid water stagnation in fruit orchards
Large Cardamom	Sowing		<ul style="list-style-type: none"> • Should be sown in Primary nursery bed at 2cm deep and 10 cm apart followed by mulching & regular light irrigation. • The duration of primary nursery being 3-4 months.

Agroforestry			
Toko palm	Nursery		Filling of nursery polybags for raising of takopalm seedlings
LIVESTOCKS			
Livestock	Stage	Disease	Precautionary Practices to be followed
Fishery	Fingerlings		<ul style="list-style-type: none"> • Broadcasting of Mustard Oil Cake (MOC) @ 5kg/pond twice daily advocated for healthy fingerlings
Fishery			<ul style="list-style-type: none"> • Best time to prepare the culture pond like cleaning aquatic weeds
Pigs	All stages	FMD (high fever and appearance of mucous membrane of the mouth and foot.)	<ul style="list-style-type: none"> • Keep the houses dry and clean. • 1st injection at 6 months of age and 2nd injection at 12 months of age followed by annual vaccination under vet supervision against FMD • Reduce concentrate diet up to 5% • Provide adequate potable water
Poultry	All stages		<ul style="list-style-type: none"> • Proper ventilation of shed • Provide vitamin complex and glucose in water • Follow 'All in All out' system of rearing and do not rear birds of different age groups together. • Avoid overcrowding. • Provide broad-spectrum antihelminthic drugs under vet supervision and recommended doses. • Provide adequate clean drinking water+electrolyte and multi-vitamins • Vaccination as per the schedule with proper consultation with vet. <ul style="list-style-type: none"> ➤ Day old chick: HVT Marek disease vaccine, 4-7 days: F/Lasota, 14-18 days: Intermediate plus/IBD vaccine, 35 days: F/Lasota, 6-7 weeks: Chicken embryo adopted fowl pox vaccine and 56-70 days: RD R-2B strain. • Remove wet litter
Cattle	All stages	FMD	<ul style="list-style-type: none"> • Provide UMB/Molases if possible in the feed • Provide 10-30 ml of vitamin B-Complex in feed • 1st injection at 6-8 weeks of age, 2nd injection after 6 months of 1st injection followed by annual vaccination under vet supervision • Separate sick animals • The animal should be washed with lukewarm water added with little potash (KMnO₄) or neem leaves • Long hair near the udder/stomach/back legs should be teamed short.
Mithun		FMD	<ul style="list-style-type: none"> • Polyvalent FMD vaccine with serotype O, A and Asia at 6 months of age and repeat after that 6 months interval by sub-cutaneous route. • Pregnant animals above 7 months of pregnancy should be avoided.
Contact Scientists (ICAR) or State Agril Staff or KVK staff for measures against adverse conditions or call at 03795-226237/226247			

Issued jointly by ICAR-RC for NEH Region, Arunachal Pradesh Centre, Basar and India Meteorological Department
Contact: - IAAS.BASAR@gmail.com, Phone Number: - 03795-226247/37, -96 (Fax)

Agrometeorological Field Unit
ICAR, BASAR

कृषि मौसम सलाहकार सेवा पत्रिका

Agro-met Advisory Bulletin

(Period: 14th to 16th June 2017)

ग्रामीण कृषि मौसम सेवा



GRAMIN KRISHI MAUSAM SEWA
(Integrated Agro-Meteorological Advisory Services)



AMFU, ICAR Research Complex for NEH Region
Arunachal Pradesh Centre, Basar-791101

District: East Siang

No: 47/2017/Tue

Dated: 13th June, 2017



Pasighat: Latitude: 28.0700/Longitude: 95.3300/Altitude: 153 masl

Weather summary of the previous week	Weather forecast valid up to 18 th June 2017
Rainfall: 33.8 mm; T. Max: 36.0°C; T. Min: 25.0°C; RH: 81-95%	Mostly cloudy with possibility of light to rather heavy rainfall. Daily maximum and minimum temperature for the following period is predicted to be 27-33°C and 23-25°C respectively. Expected morning and evening relative humidity will be 91-96% and 66-88% respectively. Expected wind direction is mainly WNW with speed range of 2-4 kmph.
Warning:	• Heavy to very heavy rainfall likely on 13th and 17th June

Weather Based Agro-meteorological Advisories Bulletin

General Recommendations

- Go for low cost polyhouses for year round cultivation of vegetables
- Obtain seeds from reputed/certified/reliable source
- Use fertilizers/pesticides as per recommended doses for the location
- Preference must be given on use of organic manures/bio-fertilizers & bio-pesticides
- ICAR Basar recommend poultry variety VANARAJA for backyard rearing

Crop	Stage	Pest/Disease	Precautionary Practices to be followed
FIELD CROPS			
Rice	Nursery/transplanting/Tillering stage		<ul style="list-style-type: none"> • Maintain periphery of nursery field weed free and clean to prevent disease and pest harboring in weeds. • Maintain proper drainage for nursery plot of rice. • Seedling in lowland rice nursery may be carried out • Right time for transplantation
Maize	Multiple stages		<ul style="list-style-type: none"> • If bluish-green leaves are observed, apply SSP or DAP along with 2/3rd of Urea to rejuvenate the plant from phosphorus deficiency
Groundnut	Vegetative stage		<ul style="list-style-type: none"> • Do not disturb the soil after 40-45 DAS of groundnut, it will affect the pod formation adversely • On sunny day spray triazophose@2ml/lit water in young seedlings.
Soybean	Sowing		<ul style="list-style-type: none"> • Sowing can be done • If already sown, maintain proper drainage
Finger millet	Sowing		<ul style="list-style-type: none"> • Sowing of short duration finger millet varieties like VL-324 & VR-708 can be carried out without delay.
Soybean	Sowing		<ul style="list-style-type: none"> • Avoid sowing • If already sown, maintain proper drainage
VEGETABLES			
Pre-summer vegetables	Seedling/vegetative	Aphids in Cucurbitaceous crops/ Brinjal Shoot & Fruit borer	<ul style="list-style-type: none"> • Provision of drainage to remove excess water followed by earthing up in vegetables. • In cucurbitaceous crops like bottle gourd, cucumber, ridge gourd etc, earthing up to be done followed by manuring; and stacking should be followed and trained on a bower system made of bamboo + sticks. • Dust ash powder in cucurbits • Use pheromone traps/light traps against brinjal shoot and fruit borer.
HORTICULTURAL CROPS			
Citrus	Fruiting	Citrus scab/ leaf miner	<ul style="list-style-type: none"> • Prepare half moon terraces in fruit crops (orange/banana/apple/peach) grown in steep slopes to prevent nutrient loss during heavy downpour.
Pineapple	Vegetative		<ul style="list-style-type: none"> • Earthing-up and removal of excess suckers for better plant establishment and anchorage.
Banana	Vegetative		<ul style="list-style-type: none"> • Planting of banana making pit maintaining at a spacing of 2.5 X 2.5 meter plant to plant and row to row distance. • Denavelling (removal of male bud) to improve bunch weight • Bagging of bunches to protect against unusual rainfall.
Ginger/Turmeric	Seedling		<ul style="list-style-type: none"> • Proper drainage to be done and avoid water stagnation • Earthing up of ginger/turmeric along with basal application of required fertilizer should be done
Orchards			<ul style="list-style-type: none"> • Prepare half moon terraces in fruit crops (orange/banana/apple/peach) grown in steep slopes to prevent nutrient loss during heavy downpour. • Follow proper drainage and earthing up practices in low land/plain areas to avoid water stagnation in fruit orchards
Large Cardamom	Sowing		<ul style="list-style-type: none"> • Should be sown in Primary nursery bed at 2cm deep and 10 cm apart followed by mulching & regular light irrigation. • The duration of primary nursery being 3-4 months.
Honey Bees			
Honey bees			<ul style="list-style-type: none"> • On prolong rain, provide sugar syrup
LIVESTOCKS			
Livestock	Stage	Disease	Precautionary Practices to be followed
Pigs	All stages	FMD (high fever and appearance	<ul style="list-style-type: none"> • Keep the houses dry and clean. • 1st injection at 6 months of age and 2nd injection at 12 months of

		of mucous membrane of the mouth and foot.)	age followed by annual vaccination under vet supervision against FMD <ul style="list-style-type: none"> • Reduce concentrate diet up to 5% • Provide adequate potable water
Poultry	All stages		<ul style="list-style-type: none"> • Proper ventilation of shed • Provide vitamin complex and glucose in water • Follow 'All in All out' system of rearing and do not rear birds of different age groups together. • Avoid overcrowding. • Provide broad-spectrum antihelminthic drugs under vet supervision and recommended doses. • Provide adequate clean drinking water+electrolyte and multi-vitamins • Vaccination as per the schedule with proper consultation with vet. <ul style="list-style-type: none"> ➤ Day old chick: HVT Marek disease vaccine, 4-7 days: F/Lasota, 14-18 days: Intermediate plus/IBD vaccine, 35 days: F/Lasota, 6-7 weeks: Chicken embryo adopted fowl pox vaccine and 56-70 days: RD R-2B strain. • Remove wet litter
Cattle	All stages	FMD	<ul style="list-style-type: none"> • Provide UMB/Molases if possible in the feed • Provide 10-30 ml of vitamin B-Complex in feed • 1st injection at 6-8 weeks of age, 2nd injection after 6 months of 1st injection followed by annual vaccination under vet supervision • Separate sick animals • The animal should be washed with lukewarm water added with little potash (KMnO₄) or neem leaves • Long hair near the udder/stomach/back legs should be teamed short.
Fishery	Fingerlings		<ul style="list-style-type: none"> • Broadcasting of Mustard Oil Cake (MOC) @ 5kg/pond twice daily advocated for healthy fingerlings
Mithun		FMD	<ul style="list-style-type: none"> • Polyvalent FMD vaccine with serotype O, A and Asia at 6 months of age and repeat after that 6 months interval by sub-cutaneous route. • Pregnant animals above 7 months of pregnancy should be avoided.
Contact Scientists (ICAR) or State Agril Staff or KVK staff for measures against adverse conditions or call at 03795-226237/226247			

Issued jointly by ICAR-RC for NEH Region, Arunachal Pradesh Centre, Basar and India Meteorological Department
Contact: - IAAS.BASAR@gmail.com, Phone Number: - 03795-226247/37, -96 (Fax)

**Agrometeorological Field Unit
ICAR, BASAR**

कृषि मौसम सलाहकार सेवा पत्रिका

Agro-met Advisory Bulletin

(Period: 14th to 16th June 2017)

ग्रामीण कृषि मौसम सेवा



GRAMIN KRISHI MAUSAM SEWA
(Integrated Agro-Meteorological Advisory Services)



AMFU, ICAR Research Complex for NEH Region
Arunachal Pradesh Centre, Basar-791101

District: Kurung Kumey

No: 47/2017/Tue

Dated: 13th June, 2017



Koloriang: Latitude: 27.9167°/Longitude: 93.3500°/Altitude: 1040 masl

Weather summary of the previous week	Weather forecast valid up to 18 th June 2016
Past weather summary not available	Mostly cloudy with possibility of light/moderate rainfall and clear weather is likely on 15 th & 16 th June. Daily maximum and minimum temperature for the following period is predicted to be 28-29°C and 18-20°C respectively. Expected morning and evening relative humidity will be 90-94% and 73-86% respectively. Wind direction mainly E with speed range of 2-3 kmph.
Warning	• Heavy to very heavy rainfall likely on 13 th and 17 th June

Weather Based Agro-meteorological Advisories Bulletin

General Recommendations

- Spray operations should be done only on dry/clear weather or in extreme case use stickers
- Go for low cost polyhouses for year round cultivation of vegetables
- Obtain seeds from reputed/certified/reliable source
- Use fertilizers/pesticides as per recommended doses for the location
- Preference must be given on use of organic manures/bio-fertilizers & bio-pesticides
- ICAR Basar recommend poultry variety VANARAJA for backyard rearing
- Disinfecting the animal/bird sheds with lime powder/ bleaching powder/ 4%NaOH at regular interval is advocated

Crop	Stage	Pest/Disease	Precautionary Practices to be followed
FIELD CROPS			
Rice	Nursery/transplanting/Tillering stage		<ul style="list-style-type: none"> • Maintain periphery of nursery field weed free and clean to prevent disease and pest harboring in weeds. • Maintain proper drainage for nursery plot of rice. • Seedling in lowland rice nursery may be carried out • Right time for transplantation
Maize	Multiple stages		<ul style="list-style-type: none"> • If bluish-green leaves are observed, apply SSP or DAP along with 2/3rd of Urea to rejuvenate the plant from phosphorus deficiency
Groundnut	Vegetative stage		<ul style="list-style-type: none"> • Do not disturb the soil after 40-45 DAS of groundnut, it will affect the pod formation adversely • On sunny day spray triazophose@2ml/lit water in young seedlings.
Soybean	Sowing		<ul style="list-style-type: none"> • Sowing can be done • If already sown, maintain proper drainage
Jhum field	Tillering		<ul style="list-style-type: none"> • Manual weeding advocated • Top dressing of urea one third of recommended dose can be carried out in upland/jhum rice
Finger millet	Sowing		<ul style="list-style-type: none"> • Sowing of short duration finger millet varieties like VL-324 & VR-708 can be carried out without delay. • If already sown, maintain proper drainage
Pea	Seedling		<ul style="list-style-type: none"> • Provide proper drainage to already sown crops
VEGETABLES			
Pre-summer vegetables	Seedling/vegetative	Aphids in Cucurbitaceous crops/ Brinjal Shoot & Fruit borer	<ul style="list-style-type: none"> • Provision of drainage to remove excess water followed by earthing up in vegetables. • In cucurbitaceous crops like bottle gourd, cucumber, ridge gourd etc, earthing up to be done followed by manuring; and stacking should be followed and trained on a bower system made of bamboo + sticks. • Dust ash powder in cucurbits • Use pheromone traps/light traps against brinjal shoot and fruit borer.
HORTICULTURAL CROPS			
Citrus	Vegetative	Phytophthora disease/ Citrus canker	<ul style="list-style-type: none"> • Apply Bordeaux paste on the tree trunks • Affected leaves, branch should be pruned and burnt. • Spray copper oxychloride 200 gm with streptocycline 6 gm in 60 lits of water before onset of monsoon. Spray 3-4 times at interval of 30 days. • To check fruit drop spray with 1.5 gms 2,4-D or Gibberelic acid (GA) • Prepare half moon terraces in fruit crops (orange/banana/apple/peach) grown in steep slopes to prevent nutrient loss during heavy downpour.
Ginger/Turmeric	Seedling		<ul style="list-style-type: none"> • Proper drainage to be done and avoid water stagnation • Earthing up of ginger/turmeric along with basal application of required fertilizer should be done
Pineapple	Vegetative		<ul style="list-style-type: none"> • Earthing-up and removal of excess suckers for better plant establishment and anchorage.
Banana	Vegetative		<ul style="list-style-type: none"> • Planting of banana making pit maintaining at a spacing of 2.5 X 2.5 meter plant to plant and row to row distance. • Denavelling (removal of male bud) to improve bunch weight • Bagging of bunches to protect against unusual rainfall.
Large Cardamom	Sowing		<ul style="list-style-type: none"> • Should be sown in Primary nursery bed at 2cm deep and 10 cm apart followed by mulching & regular light irrigation. • The duration of primary nursery being 3-4 months.
Honey Bees			
			<ul style="list-style-type: none"> • Box must be covered with straw/dry leaves to provide warmth

LIVESTOCKS

Livestock	Stage	Disease	Precautionary Practices to be followed
Fishery	Fingerlings		<ul style="list-style-type: none"> • Broadcasting of Mustard Oil Cake (MOC) @ 5kg/pond twice daily advocated for healthy fingerlings
Pigs	All stages	FMD (high fever and appearance of mucous membrane of the mouth and foot.)	<ul style="list-style-type: none"> • Keep the houses dry and clean. • 1st injection at 6 months of age and 2nd injection at 12 months of age followed by annual vaccination under vet supervision against FMD • Reduce concentrate diet up to 5% • Provide adequate potable water
Poultry	All stages		<ul style="list-style-type: none"> • Proper ventilation of shed • Provide vitamin complex and glucose in water • Follow 'All in All out' system of rearing and do not rear birds of different age groups together. • Avoid overcrowding. • Provide broad-spectrum antihelminthic drugs under vet supervision and recommended doses. • Provide adequate clean drinking water+electrolyte and multi-vitamins • Vaccination as per the schedule with proper consultation with vet. <ul style="list-style-type: none"> ➤ Day old chick: HVT Marek disease vaccine, 4-7 days: F/Lasota, 14-18 days: Intermediate plus/IBD vaccine, 35 days: F/Lasota, 6-7 weeks: Chicken embryo adopted fowl pox vaccine and 56-70 days: RD R-2B strain. • Remove wet litter
Cattle	All stages	FMD	<ul style="list-style-type: none"> • Provide UMB/Molases if possible in the feed • Provide 10-30 ml of vitamin B-Complex in feed • 1st injection at 6-8 weeks of age, 2nd injection after 6 months of 1st injection followed by annual vaccination under vet supervision • Separate sick animals • The animal should be washed with lukewarm water added with little potash (KMnO₄) or neem leaves • Long hair near the udder/stomach/back legs should be teamed short.
Mithun		FMD	<ul style="list-style-type: none"> • Polyvalent FMD vaccine with serotype O, A and Asia at 6 months of age and repeat after that 6 months interval by sub-cutaneous route. • Pregnant animals above 7 months of pregnancy should be avoided.

Contact Scientists (ICAR) or State Agril Staff or KVK staff for measures against adverse conditions or call at 03795-226237/226247

Issued jointly by ICAR-RC for NEH Region, Arunachal Pradesh Centre, Basar and India Meteorological Department
Contact: - IAAS.BASAR@gmail.com, Phone Number: - 03795-226247/37, -96 (Fax)

**Agrometeorological Field Unit
ICAR. BASAR**

कृषि मौसम सलाहकार सेवा पत्रिका

Agro-met Advisory Bulletin

(Period: 14th to 16th June 2017)

ग्रामीण कृषि मौसम सेवा



GRAMIN KRISHI MAUSAM SEWA
(Integrated Agro-Meteorological Advisory Services)

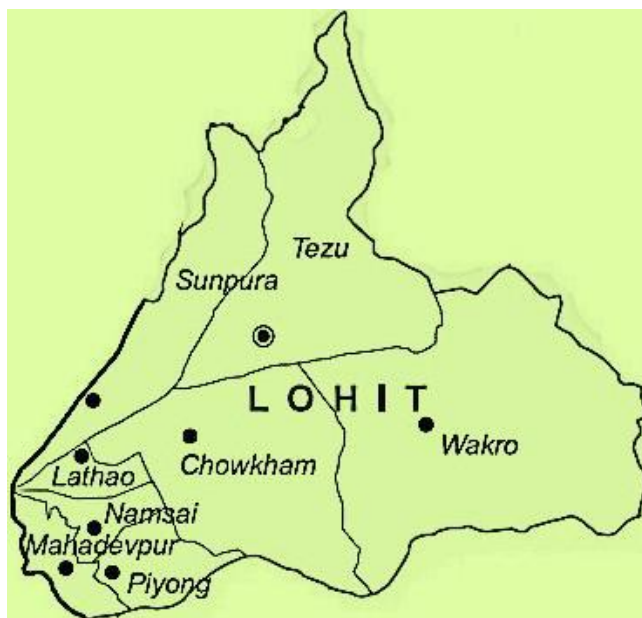


AMFU, ICAR Research Complex for NEH Region
Arunachal Pradesh Centre, Basar-791101

District: Lohit

No: 47/2017/Tue

Dated: 13th June, 2017



Weather summary of the previous week	Weather forecast valid up to 18 th June, 2017
Rainfall = 61.4 mm (Tezu)	Mostly cloudy with possibility of light to rather heavy rainfall. Daily maximum and minimum temperature for the following period is predicted to be 20-22°C and 16-17°C respectively. Expected morning and evening relative humidity will be 92-99% and 61-77% respectively. Wind direction is mainly E with speed range of 2-4 kmph.
Warning:	• Heavy to very heavy rainfall likely on 13th and 17th June

Weather Based Agro-meteorological Advisories Bulletin

General Recommendations

- Spraying operation should be done only on dry/clear weather
- Go for low cost polyhouses for year round cultivation of vegetables
- Obtain seeds from reputed/certified/reliable source
- Use fertilizers/pesticides as per recommended doses for the location
- Preference must be given on use of organic manures/bio-fertilizers & bio-pesticides
- ICAR Basar recommend poultry variety VANARAJA for backyard rearing

Crop	Stage	Pest/Disease	Precautionary Practices to be followed
FIELD CROPS			
Soybean	Sowing		<ul style="list-style-type: none"> • Sowing can be done • If already sown, maintain proper drainage
Rice	Nursery/transplanting/Tillering stage		<ul style="list-style-type: none"> • Maintain periphery of nursery field weed free and clean to prevent disease and pest harboring in weeds. • Maintain proper drainage for nursery plot of rice. • Seedling in lowland rice nursery may be carried out • Right time for transplantation
Maize	Multiple stages		<ul style="list-style-type: none"> • If bluish-green leaves are observed, apply SSP or DAP along with 2/3rd of Urea to rejuvenate the plant from phosphorus deficiency
Groundnut	Vegetative stage		<ul style="list-style-type: none"> • Do not disturb the soil after 40-45 DAS of groundnut, it will affect the pod formation adversely • On sunny day spray triazophose@2ml/lit water in young seedlings.
<i>Jhum</i> field	Tillering		<ul style="list-style-type: none"> • Manual weeding advocated • Top dressing of urea one third of recommended dose can be carried out in upland/jhum rice
Finger millet	Sowing		<ul style="list-style-type: none"> • Sowing of short duration finger millet varieties like VL-324 & VR-708 can be carried out without delay. • If already sown, maintain proper drainage
VEGETABLES			
Pre-summer vegetables	Seedling/vegetative	Aphids in Cucurbitaceous crops/ Brinjal Shoot & Fruit borer	<ul style="list-style-type: none"> • Provision of drainage to remove excess water followed by earthing up in vegetables. • In cucurbitaceous crops like bottle gourd, cucumber, ridge gourd etc, earthing up to be done followed by manuring; and stacking should be followed and trained on a bower system made of bamboo + sticks. • Dust ash powder in cucurbits • Use pheromone traps/light traps against brinjal shoot and fruit borer.
HORTICULTURAL CROPS			
Citrus	Vegetative	Phytophthora disease/ Citrus canker	<ul style="list-style-type: none"> • Affected leaves, branch should be pruned and burnt. • Spray copper oxychloride 200 gm with streptomycin 6 gm in 60 lits of water before onset of monsoon. Spray 3-4 times at interval of 30 days using stickers • To check fruit drop spray with 1.5 gms 2,4-D or Gibberelic acid (GA) using stickers • Prepare half moon terraces in fruit crops (orange/banana/apple/peach) grown in steep slopes to prevent nutrient loss during heavy downpour.
Pineapple	Vegetative		<ul style="list-style-type: none"> • Earthing-up and removal of excess suckers for better plant establishment and anchorage.
Ginger/Turmeric	Seedling		<ul style="list-style-type: none"> • Proper drainage to be done and avoid water stagnation • Earthing up of ginger/turmeric along with basal application of required fertilizer should be done
Banana	Vegetative		<ul style="list-style-type: none"> • Planting of banana making pit maintaining at a spacing of 2.5 X 2.5 meter plant to plant and row to row distance. • Denavelling (removal of male bud) to improve bunch weight • Bagging of bunches to protect against unusual rainfall.
Orchards			<ul style="list-style-type: none"> • Prepare half moon terraces in fruit crops (orange/banana/apple/peach) grown in steep slopes to prevent nutrient loss during heavy downpour. • Follow proper drainage and earthing up practices in low land/plain areas to avoid water stagnation in fruit orchards
Large Cardamom	Sowing		<ul style="list-style-type: none"> • Should be sown in Primary nursery bed at 2cm deep and 10 cm apart followed by mulching & regular light irrigation. • The duration of primary nursery being 3-4 months.
Honey Bees			

Honey bees			<ul style="list-style-type: none"> • Provide sugar syrup near the box • Add insulation and ventilation systems
------------	--	--	--

LIVESTOCKS

Livestock	Stage	Disease	Precautionary Practices to be followed
Pigs	All stages	FMD (high fever and appearance of mucous membrane of the mouth and foot.)	<ul style="list-style-type: none"> • Keep the houses dry and clean. • 1st injection at 6 months of age and 2nd injection at 12 months of age followed by annual vaccination under vet supervision against FMD • Reduce concentrate diet up to 5% • Provide adequate potable water
Poultry	All stages		<ul style="list-style-type: none"> • Proper ventilation of shed • Provide vitamin complex and glucose in water • Follow 'All in All out' system of rearing and do not rear birds of different age groups together. • Avoid overcrowding. • Provide broad-spectrum antihelminthic drugs under vet supervision and recommended doses. • Provide adequate clean drinking water+electrolyte and multi-vitamins • Vaccination as per the schedule with proper consultation with vet. <ul style="list-style-type: none"> ➤ Day old chick: HVT Marek disease vaccine, 4-7 days: F/Lasota, 14-18 days: Intermediate plus/IBD vaccine, 35 days: F/Lasota, 6-7 weeks: Chicken embryo adopted fowl pox vaccine and 56-70 days: RD R-2B strain. • Remove wet litter
Cattle	All stages	FMD	<ul style="list-style-type: none"> • Provide UMB/Molases if possible in the feed • Provide 10-30 ml of vitamin B-Complex in feed • 1st injection at 6-8 weeks of age, 2nd injection after 6 months of 1st injection followed by annual vaccination under vet supervision • Separate sick animals • The animal should be washed with lukewarm water added with little potash (KMnO₄) or neem leaves • Long hair near the udder/stomach/back legs should be teamed short.
Fishery	Fingerlings		<ul style="list-style-type: none"> • Broadcasting of Mustard Oil Cake (MOC) @ 5kg/pond twice daily advocated for healthy fingerlings

Contact Scientists (ICAR) or State Agril Staff or KVK staff for measures against adverse conditions or call at 03795-226237/226247

Issued jointly by ICAR-RC for NEH Region, Arunachal Pradesh Centre, Basar and India Meteorological Department
Contact: - IAAS.BASAR@gmail.com, Phone Number: - 03795-226247/37, -96 (Fax)

**Agrometeorological Field Unit
ICAR, BASAR**

कृषि मौसम सलाहकार सेवा पत्रिका

Agro-met Advisory Bulletin

(Period: 14th to 16th June 2017)

ग्रामीण कृषि मौसम सेवा



GRAMIN KRISHI MAUSAM SEWA
(Integrated Agro-Meteorological Advisory Services)

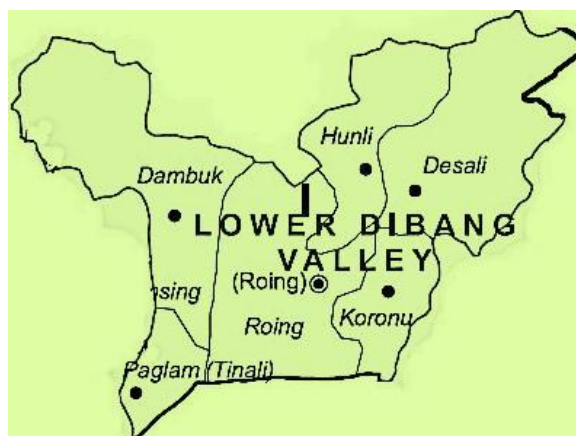


AMFU, ICAR Research Complex for NEH Region
Arunachal Pradesh Centre, Basar-791101

District: Lower Dibang Valley

No: 47/2017/Tue

Dated: 13th June, 2017



Weather summary of the previous week	Weather forecast valid up to 18 th June, 2017
Rainfall = 15.2 mm (Roing)	Mostly cloudy with possibility of light/moderate rainfall. Daily maximum and minimum temperature for the following period is predicted to be 25-26°C and 15-17°C respectively. Expected morning and evening relative humidity will be 89-97% and 51-75% respectively. Wind direction is mainly E & ESE with speed range of 2-4 kmph.
Warning:	• Heavy to very heavy rainfall likely on 13th and 17th June

Weather Based Agro-meteorological Advisories Bulletin

General Recommendations

- Disinfecting the animal/bird sheds with lime powder/ bleaching powder/ 4%NaOH at regular interval is advocated
- Spraying operation should be done only on dry/clear weather
- Go for low cost polyhouses for year round cultivation of vegetables
- Obtain seeds from reputed/certified/reliable source
- Use fertilizers/pesticides as per recommended doses for the location
- Preference must be given on use of organic manures/bio-fertilizers & bio-pesticides
- ICAR Basar recommend poultry variety VANARAJA for backyard rearing

Crop	Stage	Pest/Disease	Precautionary Practices to be followed
FIELD CROPS			
Rice	Nursery/transplanting/Tillering stage		<ul style="list-style-type: none"> • Maintain periphery of nursery field weed free and clean to prevent disease and pest harboring in weeds. • Maintain proper drainage for nursery plot of rice. • Seedling in lowland rice nursery may be carried out • Right time for transplantation
Maize	Multiple stages		<ul style="list-style-type: none"> • If bluish-green leaves are observed, apply SSP or DAP along with 2/3rd of Urea to rejuvenate the plant from phosphorus deficiency
Groundnut	Vegetative stage		<ul style="list-style-type: none"> • Do not disturb the soil after 40-45 DAS of groundnut, it will affect the pod formation adversely • On sunny day spray triazophose@2ml/lit water in young seedlings.
<i>Jhum</i> field	Tillering		<ul style="list-style-type: none"> • Manual weeding advocated • Top dressing of urea one third of recommended dose can be carried out in upland/jhum rice
Soybean	Sowing		<ul style="list-style-type: none"> • Sowing can be done • If already sown, maintain proper drainage
Finger millet	Sowing		<ul style="list-style-type: none"> • Sowing of short duration finger millet varieties like VL-324 & VR-708 can be carried out without delay. • If already sown, maintain proper drainage
VEGETABLES			
Pre-summer vegetables	Seedling/vegetative	Aphids in Cucurbitaceous crops/ Brinjal Shoot & Fruit borer	<ul style="list-style-type: none"> • Provision of drainage to remove excess water followed by earthing up in vegetables. • In cucurbitaceous crops like bottle gourd, cucumber, ridge gourd etc, earthing up to be done followed by manuring; and stacking should be followed and trained on a bower system made of bamboo + sticks. • Dust ash powder in cucurbits • Use pheromone traps/light traps against brinjal shoot and fruit borer.
HORTICULTURAL CROPS			
Citrus	Vegetative	Phytophthora disease/ Citrus canker	<ul style="list-style-type: none"> • Affected leaves, branch should be pruned and burnt. • Spray copper oxychloride 200 gm with streptocycline 6 gm in 60 lits of water before onset of monsoon. Spray 3-4 times at interval of 30 days (use stickers) • To check fruit drop spray with 1.5 gms 2,4-D or Gibberelic acid (GA) (use stickers) • Prepare half moon terraces in fruit crops (orange/banana/apple/peach) grown in steep slopes to prevent nutrient loss during heavy downpour.
Pineapple	Vegetative		<ul style="list-style-type: none"> • Earthing-up and removal of excess suckers for better plant establishment and anchorage.
Banana	Vegetative		<ul style="list-style-type: none"> • Planting of banana making pit maintaining at a spacing of 2.5 X 2.5 meter plant to plant and row to row distance. • Denavelling (removal of male bud) to improve bunch weight • Bagging of bunches to protect against unusual rainfall.
Orchards			<ul style="list-style-type: none"> • Prepare half moon terraces in fruit crops (orange/banana/apple/peach) grown in steep slopes to prevent nutrient loss during heavy downpour. • Follow proper drainage and earthing up practices in low land/plain areas to avoid water stagnation in fruit orchards
Large Cardamom	Sowing		<ul style="list-style-type: none"> • Should be sown in Primary nursery bed at 2cm deep and 10 cm apart followed by mulching & regular light irrigation. • The duration of primary nursery being 3-4 months.
Honey Bees			
Honey bees			<ul style="list-style-type: none"> • Box must be covered with straw/dry leaves to provide warmth

LIVESTOCKS

Livestock	Stage	Disease	Precautionary Practices to be followed
Pigs	All stages	FMD (high fever and appearance of mucous membrane of the mouth and foot.)	<ul style="list-style-type: none"> • Keep the houses dry and clean. • 1st injection at 6 months of age and 2nd injection at 12 months of age followed by annual vaccination under vet supervision against FMD • Reduce concentrate diet up to 5% • Provide adequate potable water
Poultry	All stages		<ul style="list-style-type: none"> • Proper ventilation of shed • Provide vitamin complex and glucose in water • Follow 'All in All out' system of rearing and do not rear birds of different age groups together. • Avoid overcrowding. • Provide broad-spectrum antihelminthic drugs under vet supervision and recommended doses. • Provide adequate clean drinking water+electrolyte and multi-vitamins • Vaccination as per the schedule with proper consultation with vet. <ul style="list-style-type: none"> ➤ Day old chick: HVT Marek disease vaccine, 4-7 days: F/Lasota, 14-18 days: Intermediate plus/IBD vaccine, 35 days: F/Lasota, 6-7 weeks: Chicken embryo adopted fowl pox vaccine and 56-70 days: RD R-2B strain. • Remove wet litter
Cattle	All stages	FMD	<ul style="list-style-type: none"> • Provide UMB/Molasses if possible in the feed • Provide 10-30 ml of vitamin B-Complex in feed • 1st injection at 6-8 weeks of age, 2nd injection after 6 months of 1st injection followed by annual vaccination under vet supervision • Separate sick animals • The animal should be washed with lukewarm water added with little potash (KMnO₄) or neem leaves • Long hair near the udder/stomach/back legs should be teamed short.
Fishery	Fingerlings		<ul style="list-style-type: none"> • Broadcasting of Mustard Oil Cake (MOC) @ 5kg/pond twice daily advocated for healthy fingerlings

Contact Scientists (ICAR) or State Agril Staff or KVK staff for measures against adverse conditions or call at 03795-226237/226247

Issued jointly by ICAR-RC for NEH Region, Arunachal Pradesh Centre, Basar and India Meteorological Department
Contact: - IAAS.BASAR@gmail.com, Phone Number: - 03795-226247/37, -96 (Fax)

**Agrometeorological Field Unit
ICAR, BASAR**

कृषि मौसम सलाहकार सेवा पत्रिका

Agro-met Advisory Bulletin

(Period: 14th to 16th June 2017)

ग्रामीण कृषि मौसम सेवा



GRAMIN KRISHI MAUSAM SEWA
(Integrated Agro-Meteorological Advisory Services)



AMFU, ICAR Research Complex for NEH Region
Arunachal Pradesh Centre, Basar-791101

District: Lower Subansiri

No: 47/2017/Tue

Dated: 13th June, 2017



Weather summary of the previous week	Weather forecast valid up to 18 th May 2017
Rainfall = NA (Ziro)	Mostly cloudy with possibility of light/moderate rainfall after 12 th June. Daily maximum and minimum temperature for the following period is predicted to be 26-34°C and 18-22°C respectively. Expected morning and evening relative humidity will be 93-97% and 71-93% respectively. Wind direction is mainly ENE with speed range of 2 kmph.
Warning:	• Heavy to very heavy rainfall likely on 13th and 17th June

Weather Based Agro-meteorological Advisories Bulletin

- Disinfecting the animal/bird sheds with lime powder/ bleaching powder/ 4%NaOH at regular interval is advocated
- Spraying operation should be done only on dry/clear weather
- Go for low cost polyhouses for year round cultivation of vegetables
- Obtain seeds from reputed/certified/reliable source
- Use fertilizers/pesticides as per recommended doses for the location
- Preference must be given on use of organic manures/bio-fertilizers & bio-pesticides
- ICAR Basar recommend poultry variety VANARAJA for backyard rearing

Crop	Stage	Pest/Disease	Precautionary Practices to be followed
FIELD CROPS			
Rice	Nursery/transplanting/Tillering stage		<ul style="list-style-type: none"> • Maintain periphery of nursery field weed free and clean to prevent disease and pest harboring in weeds. • Maintain proper drainage for nursery plot of rice. • Seedling in lowland rice nursery may be carried out • Right time for transplantation
Maize	Multiple stages		<ul style="list-style-type: none"> • If bluish-green leaves are observed, apply SSP or DAP along with 2/3rd of Urea to rejuvenate the plant from phosphorus deficiency
Groundnut	Vegetative stage		<ul style="list-style-type: none"> • Do not disturb the soil after 40-45 DAS of groundnut, it will affect the pod formation adversely • On sunny day spray triazophose@2ml/lit water in young seedlings.
Jhum field	Tillering		<ul style="list-style-type: none"> • Manual weeding advocated • Top dressing of urea one third of recommended dose can be carried out in upland/jhum rice
Soybean	Sowing		<ul style="list-style-type: none"> • Sowing can be done • If already sown, maintain proper drainage
Pulses	Vegetative		<ul style="list-style-type: none"> • Apply biosulphur @2ml/lit water to enhance yield on clear day
Finger millet	Sowing		<ul style="list-style-type: none"> • Sowing of short duration finger millet varieties like VL-324 & VR-708 can be carried out without delay.
VEGETABLES			
Pre-summer vegetables	Seedling/vegetative	Aphids in Cucurbitaceous crops/ Brinjal Shoot & Fruit borer	<ul style="list-style-type: none"> • Provision of drainage to remove excess water followed by earthing up in vegetables. • In cucurbitaceous crops like bottle gourd, cucumber, ridge gourd etc, earthing up to be done followed by manuring; and stacking should be followed and trained on a bower system made of bamboo + sticks. • Dust ash powder in cucurbits • Use pheromone traps/light traps against brinjal shoot and fruit borer.
HORTICULTURAL CROPS			
Pineapple	Vegetative		<ul style="list-style-type: none"> • Earthing-up and removal of excess suckers for better plant establishment and anchorage.
Ginger/Turmeric	Seedling		<ul style="list-style-type: none"> • Proper drainage to be done and avoid water stagnation • Earthing up of ginger/turmeric along with basal application of required fertilizer should be done
Citrus	Vegetative	Phytophthora disease/ Citrus canker	<ul style="list-style-type: none"> • Affected leaves, branch should be pruned and burnt. • Spray copper oxychloride 200 gm with streptomycin 6 gm in 60 lits of water before onset of monsoon. Spray 3-4 times at interval of 30 days. (use stickers) • To check fruit drop spray with 1.5 gms 2,4-D or Gibberelic acid (GA) (use stickers) • Prepare half moon terraces in fruit crops (orange/banana/apple/peach) grown in steep slopes to prevent nutrient loss during heavy downpour.
Banana	Vegetative		<ul style="list-style-type: none"> • Planting of banana making pit maintaining at a spacing of 2.5 X 2.5 meter plant to plant and row to row distance. • Denavelling (removal of male bud) to improve bunch weight • Bagging of bunches to protect against unusual rainfall.
Orchards			<ul style="list-style-type: none"> • Prepare half moon terraces in fruit crops (orange/banana/apple/peach) grown in steep slopes to prevent nutrient loss during heavy downpour. • Follow proper drainage and earthing up practices in low land/plain areas to avoid water stagnation in fruit orchards
Large Cardamom	Sowing		<ul style="list-style-type: none"> • Should be sown in Primary nursery bed at 2cm deep and 10 cm apart followed by mulching & regular light irrigation. • The duration of primary nursery being 3-4 months.

Agroforestry			
Toko palm	Nursery		Filling of nursery polybags for raising of takopalm seedlings
Honey Bees			
Honey bees			<ul style="list-style-type: none"> Box must be covered with straw/dry leaves to provide warmth
LIVESTOCKS			
Livestock	Stage	Disease	Precautionary Practices to be followed
Pigs	All stages	FMD (high fever and appearance of mucous membrane of the mouth and foot.)	<ul style="list-style-type: none"> Keep the houses dry and clean. 1st injection at 6 months of age and 2nd injection at 12 months of age followed by annual vaccination under vet supervision against FMD Reduce concentrate diet up to 5% Provide adequate potable water
Poultry	All stages		<ul style="list-style-type: none"> Proper ventilation of shed Provide vitamin complex and glucose in water Follow 'All in All out' system of rearing and do not rear birds of different age groups together. Avoid overcrowding. Provide broad-spectrum antihelminthic drugs under vet supervision and recommended doses. Provide adequate clean drinking water+electrolyte and multi-vitamins Vaccination as per the schedule with proper consultation with vet. <ul style="list-style-type: none"> ➤ Day old chick: HVT Marek disease vaccine, 4-7 days: F/Lasota, 14-18 days: Intermediate plus/IBD vaccine, 35 days: F/Lasota, 6-7 weeks: Chicken embryo adopted fowl pox vaccine and 56-70 days: RD R-2B strain. Remove wet litter
Cattle	All stages	FMD	<ul style="list-style-type: none"> Provide UMB/Molases if possible in the feed Provide 10-30 ml of vitamin B-Complex in feed 1st injection at 6-8 weeks of age, 2nd injection after 6 months of 1st injection followed by annual vaccination under vet supervision Separate sick animals The animal should be washed with lukewarm water added with little potash (KMnO₄) or neem leaves Long hair near the udder/stomach/back legs should be teamed short.
Fishery	Fingerlings		<ul style="list-style-type: none"> Broadcasting of Mustard Oil Cake (MOC) @ 5kg/pond twice daily advocated for healthy fingerlings
Mithun		FMD	<ul style="list-style-type: none"> Polyvalent FMD vaccine with serotype O, A and Asia at 6 months of age and repeat after that 6 months interval by sub-cutaneous route. Pregnant animals above 7 months of pregnancy should be avoided.
Contact Scientists (ICAR) or State Agril Staff or KVK staff for measures against adverse conditions or call at 03795-226237/226247			

Issued jointly by ICAR-RC for NEH Region, Arunachal Pradesh Centre, Basar and India Meteorological Department
Contact: - IAAS.BASAR@gmail.com, Phone Number: - 03795-226247/37, -96 (Fax)

**Agrometeorological Field Unit
ICAR, BASAR**

कृषि मौसम सलाहकार सेवा पत्रिका

Agro-met Advisory Bulletin

(Period: 14th to 16th June 2017)

ग्रामीण कृषि मौसम सेवा



GRAMIN KRISHI MAUSAM SEWA
(Integrated Agro-Meteorological Advisory Services)



AMFU, ICAR Research Complex for NEH Region
Arunachal Pradesh Centre, Basar-791101

District: Papum Pare

No: 47/2017/Tue

Dated: 13th June, 2017



Weather summary of the previous week	Weather forecast valid up to 18 th June 2017
Rainfall: 53.0 mm; T. Max: 37.3°C; T. Min: 22.5°C ; RH: 61-92%	Mostly cloudy with possibility of light to rather heavy rainfall with clear weather on 15th & 16th June. Daily maximum and minimum temperature for the following period is predicted to be 28-31°C and 21-24°C respectively. Expected morning and evening relative humidity will be 89-97% and 52-94% respectively. Expected wind direction is mainly E and ENE with speed range of 2-3 kmph.
Warning:	• Heavy to very heavy rainfall likely on 13th and 17th June

Weather Based Agro-meteorological Advisories Bulletin

General Recommendations

- Disinfecting the animal/bird sheds with lime powder/ bleaching powder/ 4%NaOH at regular interval is advocated
- Spraying operation should be done only on dry/clear weather
- Go for low cost polyhouses for year round cultivation of vegetables
- Obtain seeds from reputed/certified/reliable source
- Use fertilizers/pesticides as per recommended doses for the location
- Preference must be given on use of organic manures/bio-fertilizers & bio-pesticides
- ICAR Basar recommend poultry variety VANARAJA for backyard rearing

Crop	Stage	Pest/Disease	Precautionary Practices to be followed
FIELD CROPS			
Soybean	Sowing		<ul style="list-style-type: none"> Sowing can be done If already sown, maintain proper drainage
Rice	Nursery/transplanting/Tillering stage		<ul style="list-style-type: none"> Maintain periphery of nursery field weed free and clean to prevent disease and pest harboring in weeds. Maintain proper drainage for nursery plot of rice. Seedling in lowland rice nursery may be carried out Right time for transplantation
Maize	Multiple stages		<ul style="list-style-type: none"> If bluish-green leaves are observed, apply SSP or DAP along with 2/3rd of Urea to rejuvenate the plant from phosphorus deficiency
Groundnut	Vegetative stage		<ul style="list-style-type: none"> Do not disturb the soil after 40-45 DAS of groundnut, it will affect the pod formation adversely On sunny day spray triazophose@2ml/lit water in young seedlings.
Finger millet	Sowing		<ul style="list-style-type: none"> Sowing of short duration finger millet varieties like VL-324 & VR-708 can be carried out without delay.
VEGETABLES			
Pre-summer vegetables	Seedling/vegetative	Aphids in Cucurbitaceous crops/ Brinjal Shoot & Fruit borer	<ul style="list-style-type: none"> Provision of drainage to remove excess water followed by earthing up in vegetables. In cucurbitaceous crops like bottle gourd, cucumber, ridge gourd etc, earthing up to be done followed by manuring; and stacking should be followed and trained on a bower system made of bamboo + sticks. Dust ash powder in cucurbits Use pheromone traps/light traps against brinjal shoot and fruit borer.
HORTICULTURAL CROPS			
Pineapple	Vegetative		<ul style="list-style-type: none"> Earthing-up and removal of excess suckers for better plant establishment and anchorage.
Ginger/Turmeric	Seedling		<ul style="list-style-type: none"> Proper drainage to be done and avoid water stagnation Earthing up of ginger/turmeric along with basal application of required fertilizer should be done
Citrus	Vegetative	Phytophthora disease/ Citrus canker	<ul style="list-style-type: none"> Affected leaves, branch should be pruned and burnt. Spray copper oxychloride 200 gm with streptocycline 6 gm in 60 lits of water before onset of monsoon. Spray 3-4 times at interval of 30 days. (use stickers) To check fruit drop spray with 1.5 gms 2,4-D or Gibberelic acid (GA) (use stickers) Prepare half moon terraces in fruit crops (orange/banana/apple/peach) grown in steep slopes to prevent nutrient loss during heavy downpour.
Orchards			<ul style="list-style-type: none"> Prepare half moon terraces in fruit crops (orange/banana/apple/peach) grown in steep slopes to prevent nutrient loss during heavy downpour. Follow proper drainage and earthing up practices in low land/plain areas to avoid water stagnation in fruit orchards
Banana	Vegetative		<ul style="list-style-type: none"> Planting of banana making pit maintaining at a spacing of 2.5 X 2.5 meter plant to plant and row to row distance. Denavelling (removal of male bud) to improve bunch weight Bagging of bunches to protect against unusual rainfall.
Large Cardamom	Sowing		<ul style="list-style-type: none"> Should be sown in Primary nursery bed at 2cm deep and 10 cm apart followed by mulching & regular light irrigation. The duration of primary nursery being 3-4 months.
Honey Bees			
Honey bees			<ul style="list-style-type: none"> Box must be covered with straw/dry leaves to provide warmth
LIVESTOCKS			

Livestock	Stage	Disease	Precautionary Practices to be followed
Fishery	Fingerlings		<ul style="list-style-type: none"> • Broadcasting of Mustard Oil Cake (MOC) @ 5kg/pond twice daily advocated for healthy fingerlings
Pigs	All stages	FMD (high fever and appearance of mucous membrane of the mouth and foot.)	<ul style="list-style-type: none"> • Keep the houses dry and clean. • 1st injection at 6 months of age and 2nd injection at 12 months of age followed by annual vaccination under vet supervision against FMD • Reduce concentrate diet up to 5% • Provide adequate potable water
Poultry	All stages		<ul style="list-style-type: none"> • Proper ventilation of shed • Provide vitamin complex and glucose in water • Follow 'All in All out' system of rearing and do not rear birds of different age groups together. • Avoid overcrowding. • Provide broad-spectrum antihelminthic drugs under vet supervision and recommended doses. • Provide adequate clean drinking water+electrolyte and multi-vitamins • Vaccination as per the schedule with proper consultation with vet. <ul style="list-style-type: none"> ➤ Day old chick: HVT Marek disease vaccine, 4-7 days: F/Lasota, 14-18 days: Intermediate plus/IBD vaccine, 35 days: F/Lasota, 6-7 weeks: Chicken embryo adopted fowl pox vaccine and 56-70 days: RD R-2B strain. • Remove wet litter
Cattle	All stages	FMD	<ul style="list-style-type: none"> • Provide UMB/Molases if possible in the feed • Provide 10-30 ml of vitamin B-Complex in feed • 1st injection at 6-8 weeks of age, 2nd injection after 6 months of 1st injection followed by annual vaccination under vet supervision • Separate sick animals • The animal should be washed with lukewarm water added with little potash (KMnO₄) or neem leaves • Long hair near the udder/stomach/back legs should be teamed short.
Mithun		FMD	<ul style="list-style-type: none"> • Polyvalent FMD vaccine with serotype O, A and Asia at 6 months of age and repeat after that 6 months interval by sub-cutaneous route. • Pregnant animals above 7 months of pregnancy should be avoided.

Contact Scientists (ICAR) or State Agril Staff or KVK staff for measures against adverse conditions or call at 03795-226237/226247

Issued jointly by ICAR-RC for NEH Region, Arunachal Pradesh Centre, Basar and India Meteorological Department
Contact: - IAAS.BASAR@gmail.com, Phone Number: - 03795-226247/37, -96 (Fax)

**Agrometeorological Field Unit
ICAR. BASAR**

कृषि मौसम सलाहकार सेवा पत्रिका

Agro-met Advisory Bulletin

(Period: 14th to 16th June 2017)

ग्रामीण कृषि मौसम सेवा



GRAMIN KRISHI MAUSAM SEWA
(Integrated Agro-Meteorological Advisory Services)



AMFU, ICAR Research Complex for NEH Region
Arunachal Pradesh Centre, Basar-791101

District: Tawang

No: 47/2017/Tue

Dated: 13th June, 2017



Weather summary of the previous week	Weather forecast valid up to 18 th June 2017
Rainfall = NA	Mostly cloudy with possibility of light/moderate rainfall,. Daily maximum and minimum temperature for the following period is predicted to be 16-20°C and 9-13°C respectively. Expected morning and evening relative humidity will be 88-94% and 61-89% respectively. Wind direction is mainly S with probable speed range of 2-4 kmph.
Warning:	• Heavy to very heavy rainfall likely on 13th and 17th June

Weather Based Agro-meteorological Advisories Bulletin

General Recommendations

- Disinfecting the animal/bird sheds with lime powder/ bleaching powder/ 4%NaOH at regular interval is advocated
- All spraying operation should be done only on dry/clear weather
- Go for low cost polyhouses for year round cultivation of vegetables
- Obtain seeds from reputed/certified/reliable source
- Use fertilizers/pesticides as per recommended doses for the location
- Preference must be given on use of organic manures/bio-fertilizers & bio-pesticides
- ICAR Basar recommend poultry variety VANARAJA for backyard rearing

Crop	Stage	Pest/Disease	Precautionary Practices to be followed
FIELD CROPS			
Soybean	Sowing		<ul style="list-style-type: none"> • Sowing can be done • If already sown, maintain proper drainage
Rice	Nursery/transplanting/Tillering stage		<ul style="list-style-type: none"> • Maintain periphery of nursery field weed free and clean to prevent disease and pest harboring in weeds. • Maintain proper drainage for nursery plot of rice. • Seedling in lowland rice nursery may be carried out • Right time for transplantation
Maize	Multiple stages		<ul style="list-style-type: none"> • If bluish-green leaves are observed, apply SSP or DAP along with 2/3rd of Urea to rejuvenate the plant from phosphorus deficiency
Groundnut	Vegetative stage		<ul style="list-style-type: none"> • Do not disturb the soil after 40-45 DAS of groundnut, it will affect the pod formation adversely • On sunny day spray triazophos@2ml/lit water in young seedlings.
<i>Jhum</i> field	Tillering		<ul style="list-style-type: none"> • Manual weeding advocated • Top dressing of urea one third of recommended dose can be carried out in upland/jhum rice
Finger millet	Sowing		<ul style="list-style-type: none"> • Sowing of short duration finger millet varieties like VL-324 & VR-708 can be carried out without delay. • If already sown, maintain proper drainage
VEGETABLES			
Pre-summer vegetables	Seedling/vegetative	Aphids in Cucurbitaceous crops/ Brinjal Shoot & Fruit borer	<ul style="list-style-type: none"> • Provision of drainage to remove excess water followed by earthing up in vegetables. • In cucurbitaceous crops like bottle gourd, cucumber, ridge gourd etc, earthing up to be done followed by manuring; and stacking should be followed and trained on a bower system made of bamboo + sticks. • Dust ash powder in cucurbits • Use pheromone traps/light traps against brinjal shoot and fruit borer.
HORTICULTURAL CROPS			
Ginger/Turmeric	Seedling		<ul style="list-style-type: none"> • Proper drainage to be done and avoid water stagnation • Earthing up of ginger/turmeric along with basal application of required fertilizer should be done
Pineapple	Vegetative		<ul style="list-style-type: none"> • Earthing-up and removal of excess suckers for better plant establishment and anchorage.
Citrus	Vegetative	Phytophthora disease/ Citrus canker	<ul style="list-style-type: none"> • Affected leaves, branch should be pruned and burnt. • Spray copper oxychloride 200 gm with streptocycline 6 gm in 60 lits of water before onset of monsoon. Spray 3-4 times at interval of 30 days. • To check fruit drop spray with 1.5 gms 2,4-D or Gibberelic acid (GA) • Prepare half moon terraces in fruit crops (orange/banana/apple/peach) grown in steep slopes to prevent nutrient loss during heavy downpour.
Orchards			<ul style="list-style-type: none"> • Prepare half moon terraces in fruit crops (orange/banana/apple/peach) grown in steep slopes to prevent nutrient loss during heavy downpour. • Follow proper drainage and earthing up practices in low land/plain areas to avoid water stagnation in fruit orchards
Large Cardamom	Sowing		<ul style="list-style-type: none"> • Should be sown in Primary nursery bed at 2cm deep and 10 cm apart followed by mulching & regular light irrigation. • The duration of primary nursery being 3-4 months.
Honey Bees			
Honey bees			<ul style="list-style-type: none"> • Provide sugar syrup near the box • Add insulation and ventilation systems
LIVESTOCKS			
Livestock	Stage	Disease	Precautionary Practices to be followed

Pigs	All stages	FMD (high fever and appearance of mucous membrane of the mouth and foot.)	<ul style="list-style-type: none"> • Keep the houses dry and clean. • 1st injection at 6 months of age and 2nd injection at 12 months of age followed by annual vaccination under vet supervision against FMD • Reduce concentrate diet up to 5% • Provide adequate potable water
Poultry	All stages		<ul style="list-style-type: none"> • Proper ventilation of shed • Provide vitamin complex and glucose in water • Follow 'All in All out' system of rearing and do not rear birds of different age groups together. • Avoid overcrowding. • Provide broad-spectrum antihelminthic drugs under vet supervision and recommended doses. • Provide adequate clean drinking water+electrolyte and multi-vitamins • Vaccination as per the schedule with proper consultation with vet. <ul style="list-style-type: none"> ➤ Day old chick: HVT Marek disease vaccine, 4-7 days: F/Lasota, 14-18 days: Intermediate plus/IBD vaccine, 35 days: F/Lasota, 6-7 weeks: Chicken embryo adopted fowl pox vaccine and 56-70 days: RD R-2B strain. • Remove wet litter
Cattle	All stages	FMD	<ul style="list-style-type: none"> • Provide UMB/Molases if possible in the feed • Provide 10-30 ml of vitamin B-Complex in feed • 1st injection at 6-8 weeks of age, 2nd injection after 6 months of 1st injection followed by annual vaccination under vet supervision • Separate sick animals • The animal should be washed with lukewarm water added with little potash (KMnO₄) or neem leaves • Long hair near the udder/stomach/back legs should be teamed short.
Mithun		FMD	<ul style="list-style-type: none"> • Polyvalent FMD vaccine with serotype O, A and Asia at 6 months of age and repeat after that 6 months interval by sub-cutaneous route. • Pregnant animals above 7 months of pregnancy should be avoided.
Contact Scientists (ICAR) or State Agril Staff or KVK staff for measures against adverse conditions or call at 03795-226237/226247			

Issued jointly by ICAR-RC for NEH Region, Arunachal Pradesh Centre, Basar and India Meteorological Department
Contact: - IAAS.BASAR@gmail.com, Phone Number: - 03795-226247/37, -96 (Fax)

**Agrometeorological Field Unit
ICAR, BASAR**

कृषि मौसम सलाहकार सेवा पत्रिका

Agro-met Advisory Bulletin

(Period: 14th to 16th June 2017)

ग्रामीण कृषि मौसम सेवा



GRAMIN KRISHI MAUSAM SEWA

(Integrated Agro-Meteorological Advisory Services)

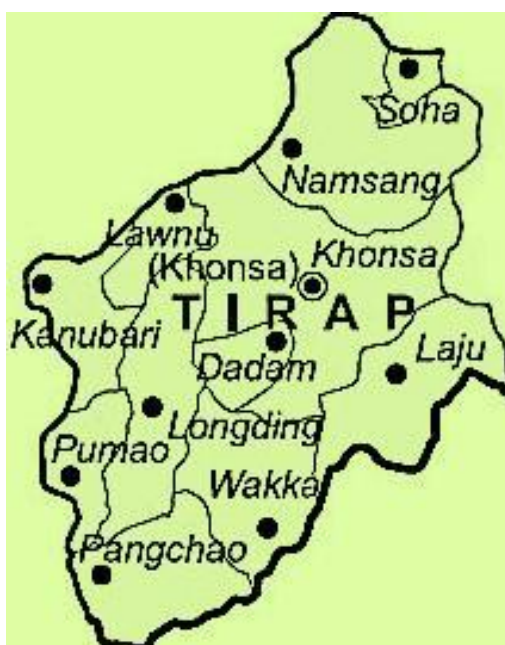


AMFU, ICAR Research Complex for NEH Region
Arunachal Pradesh Centre, Basar-791101

District: Tirap

No: 47/2017/Tue

Dated: 13th June, 2017



Weather summary of the previous week	Weather forecast valid up to 18 th June, 2017
Rainfall = 12.4 mm (Deomali)	Mostly cloudy with possibility of light/moderate rainfall later 12 th June. Daily maximum and minimum temperature for the following period is predicted to be 27-32°C and 24-26°C respectively. Expected morning and evening relative humidity will be 95-100% and 63-92% respectively. Wind direction is variable with speed range of 2-4 kmph.
Warning:	• Heavy to very heavy rainfall likely on 13th and 17th June

Weather Based Agro-meteorological Advisories Bulletin

- Disinfecting the animal/bird sheds with lime powder/ bleaching powder/ 4%NaOH at regular interval is advocated.
- Go for low cost polyhouses for year round cultivation of vegetables
- Obtain seeds from reputed/certified/reliable source
- Use fertilizers/pesticides as per recommended doses for the location
- Preference must be given on use of organic manures/bio-fertilizers & bio-pesticides
- ICAR Basar recommend poultry variety VANARAJA for backyard rearing

Crop	Stage	Pest/Disease	Precautionary Practices to be followed
FIELD CROPS			
Soybean	Sowing		<ul style="list-style-type: none"> • Sowing can be done • If already sown, maintain proper drainage
Jhum field	Tillering		<ul style="list-style-type: none"> • Manual weeding advocated • Top dressing of urea one third of recommended dose can be carried out in upland/jhum rice
Rice	Nursery/transplanting/Tillering stage		<ul style="list-style-type: none"> • Maintain periphery of nursery field weed free and clean to prevent disease and pest harboring in weeds. • Maintain proper drainage for nursery plot of rice. • Seedling in lowland rice nursery may be carried out • Right time for transplantation
Maize	Multiple stages		<ul style="list-style-type: none"> • If bluish-green leaves are observed, apply SSP or DAP along with 2/3rd of Urea to rejuvenate the plant from phosphorus deficiency
Groundnut	Vegetative stage		<ul style="list-style-type: none"> • Do not disturb the soil after 40-45 DAS of groundnut, it will affect the pod formation adversely • On sunny day spray triazophose@2ml/lit water in young seedlings.
Finger millet	Sowing		<ul style="list-style-type: none"> • Sowing of short duration finger millet varieties like VL-324 & VR-708 can be carried out without delay. • If already sown, maintain proper drainage
VEGETABLES			
Pre-summer vegetables	Seedling/vegetative	Aphids in Cucurbitaceous crops/ Brinjal Shoot & Fruit borer	<ul style="list-style-type: none"> • Provision of drainage to remove excess water followed by earthing up in vegetables. • In cucurbitaceous crops like bottle gourd, cucumber, ridge gourd etc, earthing up to be done followed by manuring; and stacking should be followed and trained on a bower system made of bamboo + sticks. • Dust ash powder in cucurbits • Use pheromone traps/light traps against brinjal shoot and fruit borer.
HORTICULTURAL CROPS			
Citrus	Vegetative	Phytophthora disease/ Citrus canker	<ul style="list-style-type: none"> • Prepare half moon terraces in fruit crops (orange/banana/apple/peach) grown in steep slopes to prevent nutrient loss during heavy downpour.
Pineapple	Vegetative		<ul style="list-style-type: none"> • Earthing-up and removal of excess suckers for better plant establishment and anchorage.
Banana	Vegetative		<ul style="list-style-type: none"> • Planting of banana making pit maintaining at a spacing of 2.5 X 2.5 meter plant to plant and row to row distance. • Denavelling (removal of male bud) to improve bunch weight • Bagging of bunches to protect against unusual rainfall.
Orchards			<ul style="list-style-type: none"> • Prepare half moon terraces in fruit crops (orange/banana/apple/peach) grown in steep slopes to prevent nutrient loss during heavy downpour. • Follow proper drainage and earthing up practices in low land/plain areas to avoid water stagnation in fruit orchards
Large Cardamom	Sowing		<ul style="list-style-type: none"> • Should be sown in Primary nursery bed at 2cm deep and 10 cm apart followed by mulching & regular light irrigation. • The duration of primary nursery being 3-4 months.
Honey Bees			
			<ul style="list-style-type: none"> • Box must be covered with straw/dry leaves to provide warmth
LIVESTOCKS			
Livestock	Stage	Disease	Precautionary Practices to be followed
Pigs	All stages	FMD (high fever and appearance of mucous membrane of the mouth and foot.)	<ul style="list-style-type: none"> • Keep the houses dry and clean. • 1st injection at 6 months of age and 2nd injection at 12 months of age followed by annual vaccination under vet supervision against FMD

			<ul style="list-style-type: none"> • Reduce concentrate diet up to 5% • Provide adequate potable water
Poultry	All stages		<ul style="list-style-type: none"> • Proper ventilation of shed • Provide vitamin complex and glucose in water • Follow 'All in All out' system of rearing and do not rear birds of different age groups together. • Avoid overcrowding. • Provide broad-spectrum antihelminthic drugs under vet supervision and recommended doses. • Provide adequate clean drinking water+electrolyte and multi-vitamins • Vaccination as per the schedule with proper consultation with vet. <ul style="list-style-type: none"> ➤ Day old chick: HVT Marek disease vaccine, 4-7 days: F/Lasota, 14-18 days: Intermediate plus/IBD vaccine, 35 days: F/Lasota, 6-7 weeks: Chicken embryo adopted fowl pox vaccine and 56-70 days: RD R-2B strain. • Remove wet litter
Cattle	All stages	FMD	<ul style="list-style-type: none"> • Provide UMB/Molases if possible in the feed • Provide 10-30 ml of vitamin B-Complex in feed • 1st injection at 6-8 weeks of age, 2nd injection after 6 months of 1st injection followed by annual vaccination under vet supervision • Separate sick animals • The animal should be washed with lukewarm water added with little potash (KMnO₄) or neem leaves • Long hair near the udder/stomach/back legs should be teamed short.
Fishery	Fingerlings		<ul style="list-style-type: none"> • Broadcasting of Mustard Oil Cake (MOC) @ 5kg/pond twice daily advocated for healthy fingerlings
Mithun		FMD	<ul style="list-style-type: none"> • Polyvalent FMD vaccine with serotype O, A and Asia at 6 months of age and repeat after that 6 months interval by sub-cutaneous route. • Pregnant animals above 7 months of pregnancy should be avoided.

Contact Scientists (ICAR) or State Agril Staff or KVK staff for measures against adverse conditions or call at 03795-226237/226247

Issued jointly by ICAR-RC for NEH Region, Arunachal Pradesh Centre, Basar and India Meteorological Department
Contact: - IAAS.BASAR@gmail.com, Phone Number: - 03795-226247/37, -96 (Fax)

**Agrometeorological Field Unit
ICAR, BASAR**

कृषि मौसम सलाहकार सेवा पत्रिका

Agro-met Advisory Bulletin

(Period: 14th to 16th June 2017)

ग्रामीण कृषि मौसम सेवा



GRAMIN KRISHI MAUSAM SEWA
(Integrated Agro-Meteorological Advisory Services)



ICAR Research Complex for NEH Region
Arunachal Pradesh Centre, Basar-791101

District: Upper Siang

No: 47/2017/Tue

Dated: 13th June, 2017



Weather summary of the previous week	Weather forecast valid up to 18 th June, 2017
Rainfall = 0.4 mm (Tuting)	Variable weather with possibility of light to rather heavy rainfall. Daily maximum and minimum temperature for the following period is predicted to be 23-26°C and 15-18°C respectively. Expected morning and evening relative humidity will be 82-93% and 56-67% respectively. Wind direction is variable with speed range of 2 kmph.
Warning:	• Heavy to very heavy rainfall likely on 13th and 17th June

Weather Based Agro-meteorological Advisories Bulletin

General Recommendations

- Disinfecting the animal/bird sheds with lime powder/bleaching powder/4%NaOH at regular interval is advocated
- Spraying operation should be done only on dry/clear weather
- Go for low cost poly-houses for year round cultivation of vegetables
- Obtain seeds from reputed/certified/reliable source
- Use fertilizers/pesticides as per recommended doses for the location
- Preference must be given on use of organic manures/bio-fertilizers & bio-pesticides
- ICAR Basar recommend poultry variety VANARAJA for backyard rearing

Crop	Stage	Pest/Disease	Precautionary Practices to be followed
FIELD CROPS			
Soybean	Sowing		<ul style="list-style-type: none"> • Sowing can be done • If already sown, maintain proper drainage
Rice	Nursery/transplanting/Tillering stage		<ul style="list-style-type: none"> • Maintain periphery of nursery field weed free and clean to prevent disease and pest harboring in weeds. • Maintain proper drainage for nursery plot of rice. • Seedling in lowland rice nursery may be carried out • Right time for transplantation
Maize	Multiple stages		<ul style="list-style-type: none"> • If bluish-green leaves are observed, apply SSP or DAP along with 2/3rd of Urea to rejuvenate the plant from phosphorus deficiency
Groundnut	Vegetative stage		<ul style="list-style-type: none"> • Do not disturb the soil after 40-45 DAS of groundnut, it will affect the pod formation adversely • On sunny day spray triazophos@2ml/lit water in young seedlings.
Jhum field	Tillering		<ul style="list-style-type: none"> • Manual weeding advocated • Top dressing of urea one third of recommended dose can be carried out in upland/jhum rice
Finger millet	Sowing		<ul style="list-style-type: none"> • Sowing of short duration finger millet varieties like VL-324 & VR-708 can be carried out without delay. • If already sown, maintain proper drainage
VEGETABLES			
Pre-summer vegetables	Seedling/vegetative	Aphids in Cucurbitaceous crops/ Brinjal Shoot & Fruit borer	<ul style="list-style-type: none"> • Provision of drainage to remove excess water followed by earthing up in vegetables. • In cucurbitaceous crops like bottle gourd, cucumber, ridge gourd etc, earthing up to be done followed by manuring; and stacking should be followed and trained on a bower system made of bamboo + sticks. • Dust ash powder in cucurbits • Use pheromone traps/light traps against brinjal shoot and fruit borer.
HORTICULTURAL CROPS			
Pineapple	Vegetative		<ul style="list-style-type: none"> • Earthing-up and removal of excess suckers for better plant establishment and anchorage.
Ginger/Turmeric	Seedling		<ul style="list-style-type: none"> • Proper drainage to be done and avoid water stagnation • Earthing up of ginger/turmeric along with basal application of required fertilizer should be done
Citrus	Vegetative	Phytophthora disease/ Citrus canker	<ul style="list-style-type: none"> • Affected leaves, branch should be pruned and burnt. • Spray copper oxychloride 200 gm with streptocycline 6 gm in 60 lits of water before onset of monsoon. Spray 3-4 times at interval of 30 days. (Use stickers) • To check fruit drop spray with 1.5 gms 2,4-D or Gibberelic acid (GA) (use stickers) • Prepare half moon terraces in fruit crops (orange/banana/apple/peach) grown in steep slopes to prevent nutrient loss during heavy downpour.
Banana	Vegetative		<ul style="list-style-type: none"> • Planting of banana making pit maintaining at a spacing of 2.5 X 2.5 meter plant to plant and row to row distance. • Denavelling (removal of male bud) to improve bunch weight • Bagging of bunches to protect against unusual rainfall.
Orchards			<ul style="list-style-type: none"> • Prepare half moon terraces in fruit crops (orange/banana/apple/peach) grown in steep slopes to prevent nutrient loss during heavy downpour. • Follow proper drainage and earthing up practices in low land/plain areas to avoid water stagnation in fruit orchards
Honey Bees			
Honey bees			<ul style="list-style-type: none"> • Box must be covered with straw/dry leaves to provide warmth • Provide sugar syrup

LIVESTOCKS

Livestock	Stage	Disease	Precautionary Practices to be followed
Pigs	All stages	FMD (high fever and appearance of mucous membrane of the mouth and foot.)	<ul style="list-style-type: none"> • Keep the houses dry and clean. • 1st injection at 6 months of age and 2nd injection at 12 months of age followed by annual vaccination under vet supervision against FMD • Reduce concentrate diet up to 5% • Provide adequate potable water
Poultry	All stages		<ul style="list-style-type: none"> • Proper ventilation of shed • Provide vitamin complex and glucose in water • Follow 'All in All out' system of rearing and do not rear birds of different age groups together. • Avoid overcrowding. • Provide broad-spectrum antihelminthic drugs under vet supervision and recommended doses. • Provide adequate clean drinking water+electrolyte and multi-vitamins • Vaccination as per the schedule with proper consultation with vet. <ul style="list-style-type: none"> ➤ Day old chick: HVT Marek disease vaccine, 4-7 days: F/Lasota, 14-18 days: Intermediate plus/IBD vaccine, 35 days: F/Lasota, 6-7 weeks: Chicken embryo adopted fowl pox vaccine and 56-70 days: RD R-2B strain. • Remove wet litter
Cattle	All stages	FMD	<ul style="list-style-type: none"> • Provide UMB/Molasses if possible in the feed • Provide 10-30 ml of vitamin B-Complex in feed • 1st injection at 6-8 weeks of age, 2nd injection after 6 months of 1st injection followed by annual vaccination under vet supervision • Separate sick animals • The animal should be washed with lukewarm water added with little potash (KMnO₄) or neem leaves • Long hair near the udder/stomach/back legs should be teamed short.
Fishery	Fingerlings		<ul style="list-style-type: none"> • Broadcasting of Mustard Oil Cake (MOC) @ 5kg/pond twice daily advocated for healthy fingerlings
Mithun		FMD	<ul style="list-style-type: none"> • Polyvalent FMD vaccine with serotype O, A and Asia at 6 months of age and repeat after that 6 months interval by sub-cutaneous route. • Pregnant animals above 7 months of pregnancy should be avoided.

Contact Scientists (ICAR) or State Agril Staff or KVK staff for measures against adverse conditions or call at 03795-226237/226247

Issued jointly by ICAR-RC for NEH Region, Arunachal Pradesh Centre, Basar and India Meteorological Department
Contact: - IAAS.BASAR@gmail.com, Phone Number: - 03795-226247/37, -96 (Fax)

**Agrometeorological Field Unit
ICAR. BASAR**

कृषि मौसम सलाहकार सेवा पत्रिका

Agro-met Advisory Bulletin

(Period: 14th to 16th June 2017)

ग्रामीण कृषि मौसम सेवा



GRAMIN KRISHI MAUSAM SEWA
(Integrated Agro-Meteorological Advisory Services)

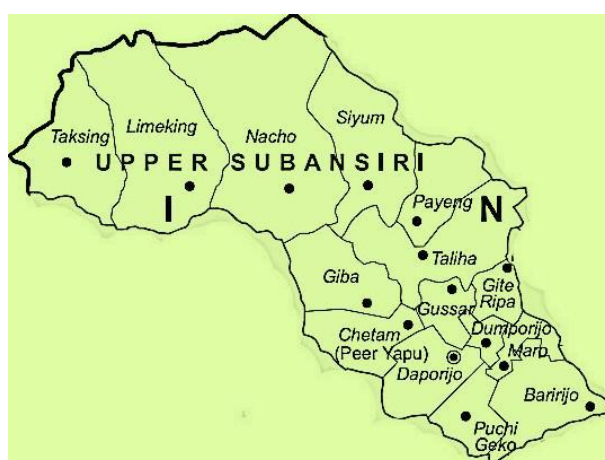


AMFU, ICAR Research Complex for NEH Region
Arunachal Pradesh Centre, Basar-791101

District: Upper Subansiri

No: 47/2017/Tue

Dated: 13th June, 2017



Weather summary of the previous week	Weather forecast valid up to 18 th June 2017
Rainfall = NA (Puchi Geko); Daporijo: 0.0 mm	Mostly cloudy with possibility of light to rather heavy rainfall. Daily maximum and minimum temperature for the following period is predicted to be 26-28°C and 18-22°C respectively. Expected morning and evening relative humidity will be 94-97% and 67-91% respectively. Expected wind direction is mainly E and ESE with speed range of 2-3 kmph.
Warning	• Heavy to very heavy rainfall likely on 13th and 17th June

Weather Based Agro-meteorological Advisories Bulletin

- Disinfecting the animal/bird sheds with lime powder/ bleaching powder/ 4%NaOH at regular interval is advocated
- Avoid spray of insecticides during flowering stage as it may hinder pollination by honey bees and other insects.
- Spraying operation should be done only on dry/clear weather
- Go for low cost polyhouses for year round cultivation of vegetables
- Obtain seeds from reputed/certified/reliable source
- Use fertilizers/pesticides as per recommended doses for the location
- Preference must be given on use of organic manures/bio-fertilizers & bio-pesticides
- ICAR Basar recommend poultry variety VANARAJA for backyard rearing

Crop	Stage	Pest/Disease	Precautionary Practices to be followed
FIELD CROPS			
Rice	Nursery/transplanting/Tillering stage		<ul style="list-style-type: none"> • Maintain periphery of nursery field weed free and clean to prevent disease and pest harboring in weeds. • Maintain proper drainage for nursery plot of rice. • Seedling in lowland rice nursery may be carried out • Right time for transplantation
Maize	Multiple stages		<ul style="list-style-type: none"> • If bluish-green leaves are observed, apply SSP or DAP along with 2/3rd of Urea to rejuvenate the plant from phosphorus deficiency
Groundnut	Vegetative stage		<ul style="list-style-type: none"> • Do not disturb the soil after 40-45 DAS of groundnut, it will affect the pod formation adversely • On sunny day spray triazophose@2ml/lit water in young seedlings.
Jhum field	Tillering		<ul style="list-style-type: none"> • Manual weeding advocated • Top dressing of urea one third of recommended dose can be carried out in upland/jhum rice
Finger millet	Sowing		<ul style="list-style-type: none"> • Sowing of short duration finger millet varieties like VL-324 & VR-708 can be carried out without delay. • If already sown, maintain proper drainage
Soybean	Sowing		<ul style="list-style-type: none"> • Sowing can be done • If already sown, maintain proper drainage
VEGETABLES			
Pre-summer vegetables	Seedling/vegetative		<ul style="list-style-type: none"> • Provision of drainage to remove excess water followed by earthing up in vegetables. • In cucurbitaceous crops like bottle gourd, cucumber, ridge gourd etc, earthing up to be done followed by manuring; and stacking should be followed and trained on a bower system made of bamboo + sticks. • Seed treatment: Before sowing treat seed with trichoderma viridi1% WP @ 10g/kg seed.
HORTICULTURAL CROPS			
Pineapple	Vegetative		<ul style="list-style-type: none"> • Earthing-up and removal of excess suckers for better plant establishment and anchorage.
Citrus	Vegetative	Phytophthora disease/ Citrus canker	<ul style="list-style-type: none"> • Prepare half moon terraces in fruit crops (orange/banana/apple/peach) grown in steep slopes to prevent nutrient loss during heavy downpour.
Banana	Vegetative		<ul style="list-style-type: none"> • Planting of banana making pit maintaining at a spacing of 2.5 X 2.5 meter plant to plant and row to row distance. • Denavelling (removal of male bud) to improve bunch weight • Bagging of bunches to protect against unusual rainfall.
Orchards			<ul style="list-style-type: none"> • Prepare half moon terraces in fruit crops (orange/banana/apple/peach) grown in steep slopes to prevent nutrient loss during heavy downpour. • Follow proper drainage and earthing up practices in low land/plain areas to avoid water stagnation in fruit orchards
Honey Bees			
Honey bees			<ul style="list-style-type: none"> • Provide sugar syrup near the box • Add insulation and ventilation systems
LIVESTOCKS			
Livestock	Stage	Disease	Precautionary Practices to be followed
Fishery	Fingerlings		<ul style="list-style-type: none"> • Broadcasting of Mustard Oil Cake (MOC) @ 5kg/pond twice daily advocated for healthy fingerlings
Pigs	All stages	FMD (high fever and appearance of mucous membrane of the mouth and foot.)	<ul style="list-style-type: none"> • Keep the houses dry and clean. • 1st injection at 6 months of age and 2nd injection at 12 months of age followed by annual vaccination under vet supervision against FMD • Reduce concentrate diet up to 5% • Provide adequate potable water

Poultry	All stages		<ul style="list-style-type: none"> • Proper ventilation of shed • Provide vitamin complex and glucose in water • Follow 'All in All out' system of rearing and do not rear birds of different age groups together. • Avoid overcrowding. • Provide broad-spectrum antihelminthic drugs under vet supervision and recommended doses. • Provide adequate clean drinking water+electrolyte and multi-vitamins • Vaccination as per the schedule with proper consultation with vet. <ul style="list-style-type: none"> ➤ Day old chick: HVT Marek disease vaccine, 4-7 days: F/Lasota, 14-18 days: Intermediate plus/IBD vaccine, 35 days: F/Lasota, 6-7 weeks: Chicken embryo adopted fowl pox vaccine and 56-70 days: RD R-2B strain. • Remove wet litter
Cattle	All stages	FMD	<ul style="list-style-type: none"> • Provide UMB/Molases if possible in the feed • Provide 10-30 ml of vitamin B-Complex in feed • 1st injection at 6-8 weeks of age, 2nd injection after 6 months of 1st injection followed by annual vaccination under vet supervision • Separate sick animals • The animal should be washed with lukewarm water added with little potash (KMnO₄) or neem leaves • Long hair near the udder/stomach/back legs should be teamed short.
Mithun		FMD	<ul style="list-style-type: none"> • Polyvalent FMD vaccine with serotype O, A and Asia at 6 months of age and repeat after that 6 months interval by sub-cutaneous route. • Pregnant animals above 7 months of pregnancy should be avoided.
Contact Scientists (ICAR) or State Agril Staff or KVK staff for measures against adverse conditions or call at 03795-226237/226247			

Issued jointly by ICAR-RC for NEH Region, Arunachal Pradesh Centre, Basar and India Meteorological Department
Contact: - IAAS.BASAR@gmail.com, Phone Number: - 03795-226247/37, -96 (Fax)

**Agrometeorological Field Unit
ICAR, BASAR**

कृषि मौसम सलाहकार सेवा पत्रिका

Agro-met Advisory Bulletin

(Period: 14th to 16th June 2017)

ग्रामीण कृषि मौसम सेवा



GRAMIN KRISHI MAUSAM SEWA
(Integrated Agro-Meteorological Advisory Services)



AMFU, ICAR Research Complex for NEH Region
Arunachal Pradesh Centre, Basar-791101

District: West Kameng

No: 47/2017/Tue

Dated: 13th June, 2017



Weather summary of the previous week	Weather forecast valid up to 18 th June 2017
Rainfall = Bomdila: NA; Bhalukpong: 9.4 mm	Mostly cloudy with possibility of light/moderate rainfall. Daily maximum and minimum temperature for the following period is predicted to be 22-25°C and 13-17°C respectively. Expected morning and evening relative humidity will be 88-96% and 63-93% respectively. Wind direction is mainly ESE with speed range of 2 kmph.
Warning:	• Heavy to very heavy rainfall likely on 13th and 17th June

Weather Based Agro-meteorological Advisories Bulletin

General Recommendations

- Disinfecting the animal/bird sheds with lime powder/ bleaching powder/ 4%NaOH at regular interval is advocated
- Spraying operation should be done only on dry/clear weather
- Go for low cost polyhouses for year round cultivation of vegetables
- Obtain seeds from reputed/certified/reliable source
- Use fertilizers/pesticides as per recommended doses for the location
- Preference must be given on use of organic manures/bio-fertilizers & bio-pesticides
- ICAR Basar recommend poultry variety VANARAJA for backyard rearing

Crop	Stage	Pest/Disease	Precautionary Practices to be followed
FIELD CROPS			
Rice	Nursery/transplanting/Tillering stage		<ul style="list-style-type: none"> • Maintain periphery of nursery field weed free and clean to prevent disease and pest harboring in weeds. • Maintain proper drainage for nursery plot of rice. • Seedling in lowland rice nursery may be carried out • Right time for transplantation
Maize	Multiple stages		<ul style="list-style-type: none"> • If bluish-green leaves are observed, apply SSP or DAP along with 2/3rd of Urea to rejuvenate the plant from phosphorus deficiency
Groundnut	Vegetative stage		<ul style="list-style-type: none"> • Do not disturb the soil after 40-45 DAS of groundnut, it will affect the pod formation adversely • On sunny day spray triazophose@2ml/lit water in young seedlings.
Soybean	Sowing		<ul style="list-style-type: none"> • Sowing can be done • If already sown, maintain proper drainage
Jhum field	Tillering		<ul style="list-style-type: none"> • Manual weeding advocated • Top dressing of urea one third of recommended dose can be carried out in upland/jhum rice
Finger millet	Sowing		<ul style="list-style-type: none"> • Sowing of short duration finger millet varieties like VL-324 & VR-708 can be carried out without delay. • If already sown, maintain proper drainage
VEGETABLES			
Pre-summer vegetables	Seedling/vegetative		<ul style="list-style-type: none"> • Provision of drainage to remove excess water followed by earthing up in vegetables. • In cucurbitaceous crops like bottle gourd, cucumber, ridge gourd etc, earthing up to be done followed by manuring; and stacking should be followed and trained on a bower system made of bamboo + sticks. • Seed treatment: Before sowing treat seed with trichoderma viridi1% WP @ 10g/kg seed.
HORTICULTURAL CROPS			
Pineapple	Vegetative		<ul style="list-style-type: none"> • Earthing-up and removal of excess suckers for better plant establishment and anchorage.
Citrus	Vegetative	Phytophthora disease/ Citrus canker	<ul style="list-style-type: none"> • Prepare half moon terraces in fruit crops (orange/banana/apple/peach) grown in steep slopes to prevent nutrient loss during heavy downpour.
Banana	Vegetative		<ul style="list-style-type: none"> • Planting of banana making pit maintaining at a spacing of 2.5 X 2.5 meter plant to plant and row to row distance. • Denavelling (removal of male bud) to improve bunch weight • Bagging of bunches to protect against unusual rainfall.
Orchards			<ul style="list-style-type: none"> • Prepare half moon terraces in fruit crops (orange/banana/apple/peach) grown in steep slopes to prevent nutrient loss during heavy downpour. • Follow proper drainage and earthing up practices in low land/plain areas to avoid water stagnation in fruit orchards
Apple	Vegetative	Wooly aphids	<ul style="list-style-type: none"> • Swab the stem with mineral oil against wooly aphid.
Honey Bees			
Honey bees			<ul style="list-style-type: none"> • Provide sugar syrup near the box • Add insulation and ventilation systems
LIVESTOCKS			
Livestock	Stage	Disease	Precautionary Practices to be followed
Fishery	Fingerlings		<ul style="list-style-type: none"> • Broadcasting of Mustard Oil Cake (MOC) @ 5kg/pond twice daily advocated for healthy fingerlings
Pigs	All stages	FMD (high fever and appearance of mucous membrane of the	<ul style="list-style-type: none"> • Keep the houses dry and clean. • 1st injection at 6 months of age and 2nd injection at 12 months of age followed by annual vaccination under vet supervision against

		mouth and foot.)	<p>FMD</p> <ul style="list-style-type: none"> • Reduce concentrate diet up to 5% • Provide adequate potable water
Poultry	All stages		<ul style="list-style-type: none"> • Proper ventilation of shed • Provide vitamin complex and glucose in water • Follow 'All in All out' system of rearing and do not rear birds of different age groups together. • Avoid overcrowding. • Provide broad-spectrum antihelminthic drugs under vet supervision and recommended doses. • Provide adequate clean drinking water+electrolyte and multi-vitamins • Vaccination as per the schedule with proper consultation with vet. <ul style="list-style-type: none"> ➤ Day old chick: HVT Marek disease vaccine, 4-7 days: F/Lasota, 14-18 days: Intermediate plus/IBD vaccine, 35 days: F/Lasota, 6-7 weeks: Chicken embryo adopted fowl pox vaccine and 56-70 days: RD R-2B strain. • Remove wet litter
Cattle	All stages	FMD	<ul style="list-style-type: none"> • Provide UMB/Molasses if possible in the feed • Provide 10-30 ml of vitamin B-Complex in feed • 1st injection at 6-8 weeks of age, 2nd injection after 6 months of 1st injection followed by annual vaccination under vet supervision • Separate sick animals • The animal should be washed with lukewarm water added with little potash (KMnO₄) or neem leaves • Long hair near the udder/stomach/back legs should be teamed short.
Mithun		FMD	<ul style="list-style-type: none"> • Polyvalent FMD vaccine with serotype O, A and Asia at 6 months of age and repeat after that 6 months interval by sub-cutaneous route. • Pregnant animals above 7 months of pregnancy should be avoided.

Contact Scientists (ICAR) or State Agril Staff or KVK staff for measures against adverse conditions or call at 03795-226237/226247

Issued jointly by ICAR-RC for NEH Region, Arunachal Pradesh Centre, Basar and India Meteorological Department
Contact: - IAAS.BASAR@gmail.com, Phone Number: - 03795-226247/37, -96 (Fax)

**Agrometeorological Field Unit
ICAR, BASAR**

कृषि मौसम सलाहकार सेवा पत्रिका Agro-met Advisory Bulletin

(Period: 14th to 16th June 2017)

ग्रामीण कृषि मौसम सेवा



GRAMIN KRISHI MAUSAM SEWA
(Integrated Agro-Meteorological Advisory Services)



AMFU, ICAR Research Complex for NEH Region
Arunachal Pradesh Centre, Basar-791101

District: West Siang

No: 47/2017/Tue

Dated: 13th June, 2017



Basar: Latitude: 27°59.53/Longitude: 94.41.269/Altitude: 616 amsl

Weather summary of the previous week	Weather forecast valid up to 18 th June 2017
<p>Basar: Rainfall = 60.6 mm. T. Max: 32.2°C, T. Min: 20.7°C, RH: 60-92%, Wind Speed: 3-4 kmph, Wind Direction: SW & WSW</p> <p>Along: NA</p>	<p>Mostly cloudy with possibility of light to rather heavy rainfall.</p> <p>Daily maximum and minimum temperature for the following period is predicted to be 23-30°C and 20-22°C respectively. Expected morning and evening relative humidity will be 91-97% and 65-89% respectively. Wind direction is variable with speed range of 2 kmph.</p>
<p>Warning:</p>	<ul style="list-style-type: none"> Heavy to very heavy rainfall likely on 13th and 17th June

Weather Based Agro-meteorological Advisories Bulletin

General Recommendations

- Disinfecting the animal/bird sheds with lime powder/ bleaching powder/ 4%NaOH at regular interval is advocated
- Go for low cost polyhouses for year round cultivation of vegetables
- Obtain seeds from reputed/certified/reliable source
- Use fertilizers/pesticides as per recommended doses for the location
- Preference must be given on use of organic manures/bio-fertilizers & bio-pesticides
- ICAR Basar recommend poultry variety VANARAJA for backyard rearing

Crop	Stage	Pest/Disease	Precautionary Practices to be followed
FIELD CROPS			
Rice	Nursery/transplanting/Tillering stage		<ul style="list-style-type: none"> • Maintain periphery of nursery field weed free and clean to prevent disease and pest harboring in weeds. • Maintain proper drainage for nursery plot of rice. • Seedling in lowland rice nursery may be carried out • Right time for transplantation
Maize	Multiple stages		<ul style="list-style-type: none"> • If bluish-green leaves are observed, apply SSP or DAP along with 2/3rd of Urea to rejuvenate the plant from phosphorus deficiency
Groundnut	Vegetative stage		<ul style="list-style-type: none"> • Do not disturb the soil after 40-45 DAS of groundnut, it will affect the pod formation adversely • On sunny day spray triazophose@2ml/lit water in young seedlings.
Jhum field	Tillering		<ul style="list-style-type: none"> • Manual weeding advocated • Top dressing of urea one third of recommended dose can be carried out in upland/jhum rice
Soybean	Sowing		<ul style="list-style-type: none"> • Sowing can be done • If already sown, maintain proper drainage
Finger millet	Sowing		<ul style="list-style-type: none"> • Sowing of short duration finger millet varieties like VL-324 & VR-708 can be carried out without delay. • If already sown, maintain proper drainage
VEGETABLES			
Pre-summer vegetables	Seedling/vegetative	Aphids in Cucurbitaceous crops/ Brinjal Shoot & Fruit borer	<ul style="list-style-type: none"> • Provision of drainage to remove excess water followed by earthing up in vegetables. • In cucurbitaceous crops like bottle gourd, cucumber, ridge gourd etc, earthing up to be done followed by manuring; and stacking should be followed and trained on a bower system made of bamboo + sticks. • Dust ash powder in cucurbits • Use pheromone traps/light traps against brinjal shoot and fruit borer.
HORTICULTURAL CROPS			
Citrus	Vegetative	Phytophthora disease/ Citrus canker	<ul style="list-style-type: none"> • Affected leaves, branch should be pruned and burnt. • Spray copper oxychloride 200 gm with streptomycin 6 gm in 60 lits of water before onset of monsoon. Spray 3-4 times at interval of 30 days. (Use stickers) • To check fruit drop spray with 1.5 gms 2,4-D or Gibberelic acid (GA) (Use stickers) • Prepare half moon terraces in fruit crops (orange/banana/apple/peach) grown in steep slopes to prevent nutrient loss during heavy downpour.
Ginger/Turmeric	Seedling		<ul style="list-style-type: none"> • Proper drainage to be done and avoid water stagnation • Earthing up of ginger/turmeric along with basal application of required fertilizer should be done
Banana	Vegetative		<ul style="list-style-type: none"> • Planting of banana making pit maintaining at a spacing of 2.5 X 2.5 meter plant to plant and row to row distance. • Denavelling (removal of male bud) to improve bunch weight • Bagging of bunches to protect against unusual rainfall.
Orchards			<ul style="list-style-type: none"> • Prepare half moon terraces in fruit crops (orange/banana/apple/peach) grown in steep slopes to prevent nutrient loss during heavy downpour. • Follow proper drainage and earthing up practices in low land/plain areas to avoid water stagnation in fruit orchards
Large Cardamom	Sowing		<ul style="list-style-type: none"> • Should be sown in Primary nursery bed at 2cm deep and 10 cm apart followed by mulching & regular light irrigation. • The duration of primary nursery being 3-4 months.
Honey Bees			
Honey bees			<ul style="list-style-type: none"> • Box must be covered with straw/dry leaves to provide warmth

			<ul style="list-style-type: none"> • Provide sugar syrup
LIVESTOCKS			
Livestock	Stage	Disease	Precautionary Practices to be followed
Fishery	Fingerlings		<ul style="list-style-type: none"> • Broadcasting of Mustard Oil Cake (MOC) @ 5kg/pond twice daily advocated for healthy fingerlings
Pigs	All stages	FMD (high fever and appearance of mucous membrane of the mouth and foot.)	<ul style="list-style-type: none"> • Keep the houses dry and clean. • 1st injection at 6 months of age and 2nd injection at 12 months of age followed by annual vaccination under vet supervision against FMD • Reduce concentrate diet up to 5% • Provide adequate potable water
Poultry	All stages		<ul style="list-style-type: none"> • Proper ventilation of shed • Provide vitamin complex and glucose in water • Follow 'All in All out' system of rearing and do not rear birds of different age groups together. • Avoid overcrowding. • Provide broad-spectrum antihelminthic drugs under vet supervision and recommended doses. • Provide adequate clean drinking water+electrolyte and multi-vitamins • Vaccination as per the schedule with proper consultation with vet. <ul style="list-style-type: none"> ➤ Day old chick: HVT Marek disease vaccine, 4-7 days: F/Lasota, 14-18 days: Intermediate plus/IBD vaccine, 35 days: F/Lasota, 6-7 weeks: Chicken embryo adopted fowl pox vaccine and 56-70 days: RD R-2B strain. • Remove wet litter
Cattle	All stages	FMD	<ul style="list-style-type: none"> • Provide UMB/Molases if possible in the feed • Provide 10-30 ml of vitamin B-Complex in feed • 1st injection at 6-8 weeks of age, 2nd injection after 6 months of 1st injection followed by annual vaccination under vet supervision • Separate sick animals • The animal should be washed with lukewarm water added with little potash (KMnO₄) or neem leaves • Long hair near the udder/stomach/back legs should be teamed short.
Mithun		FMD	<ul style="list-style-type: none"> • Polyvalent FMD vaccine with serotype O, A and Asia at 6 months of age and repeat after that 6 months interval by sub-cutaneous route. • Pregnant animals above 7 months of pregnancy should be avoided.
Contact Scientists (ICAR) or State Agril Staff or KVK staff for measures against adverse conditions or call at 03795-226237/226247			

Issued jointly by ICAR-RC for NEH Region, Arunachal Pradesh Centre, Basar and India Meteorological Department
Contact: - IAAS.BASAR@gmail.com, Phone Number: - 03795-226247/37, -96 (Fax)