

कृषि मौसम सलाहकार सेवा पत्रिका

Agro-met Advisory Bulletin

(Period: 14th to 18th April 2017)

ग्रामीण कृषि मौसम सेवा



GRAMIN KRISHI MAUSAM SEWA
(Integrated Agro-Meteorological Advisory Services)



AMFU, ICAR Research Complex for NEH Region
Arunachal Pradesh Centre, Basar-791101

District: Kurung Kumey

No: 30/2017/Fri

Dated: 14th April, 2017



Koloriang: Latitude: 27.9167°/Longitude: 93.3500°/Altitude: 1040 masl

Weather summary of the previous week	Weather forecast valid up to 18 th April 2016
Past weather summary not available	Mostly sunny with possibility of light rainfall on 14th & 16th April. Daily maximum and minimum temperature for the following period is predicted to be 29-31°C and 19-21°C respectively. Expected morning and evening relative humidity will be 35-82% and 15-50% respectively. Wind direction is WNW with speed range of 2-14 kmph.
Warning	• NIL

Weather Based Agro-meteorological Advisories Bulletin

General Recommendations

- **Spray operations should be done only on dry/clear weather or in extreme case use stickers**
- **Go for low cost polyhouses for year round cultivation of vegetables**
- **Obtain seeds from reputed/certified/reliable source**
- **Use fertilizers/pesticides as per recommended doses for the location**
- **Preference must be given on use of organic manures/bio-fertilizers & bio-pesticides**
- **ICAR Basar recommend poultry variety VANARAJA for backyard rearing**
- **Disinfecting the animal/bird sheds with lime powder/ bleaching powder/ 4%NaOH at regular interval is advocated**

Crop	Stage	Pest/Disease	Precautionary Practices to be followed
FIELD CROPS			
Rice	Nursery/transplantation	Stem borer	<ul style="list-style-type: none"> Rice: Spray Triazophos 40EC @ 4 ml/lit against stem borer in rice nursery as well as in main field. Cut the tips of the leaves before transplanting reduces the population of stem borer as the eggs are laid on that site. It will reduce the carryover of the infestation to the main field. Careful timing of planting can avoid damage; once the tillering stage is over, attack of some insects reduces. Follow clean cultivation, presence of grasses near the rice crop favors build-up of pest population Seedling root dip treatment in 0.02% of Chlorpyrifos 20EC for 12 hours before transplanting protects the crop for 20 to 30 days Avoid closer spacing while transplantation which creates favorable microclimate for pests in the field. Follow wider spacing of 20X15cm.
Maize	Sowing		<ul style="list-style-type: none"> Sowing of Maize advocated Carry out seed dressing/treatment with Thiram or Carbendazim @ 2g/kg seed before sowing Follow time isolation of atleast 15 days for two or more different varieties of maize in Jhum field
<i>Jhum</i> field	Sowing		<ul style="list-style-type: none"> Adopt sowing of leguminous crops like cowpea, frenchbean, soybean etc at 2-3 rows across the slope of jhum field at desirable intervals or ratios with rice to prevent soil erosion and conserve moisture and fertility. Cowpea variety (Kashi Kanchan) and Frenchbean variety (Selection-9) are advocated for intercropping as they are short duration, dwarf and high yielding. Carry out seed dressing/treatment with Thiram or Carbendazim @ 2g/kg seed before sowing
Pea	Sowing		<ul style="list-style-type: none"> Sowing of pea recommended for higher altitudes with raised bed of 15-20cm Provide proper drainage to already sown crops
VEGETABLES			
Pre-summer vegetables	Sowing	Nursery insects	<ul style="list-style-type: none"> Right time for transplanting the ready seedlings of chili, tomato, capsicum etc. Provide proper drainage to newly transplanted seedlings and follow raised bed for sowing Spray Azadirachtin 1% (10000 PPM) @ 1000-1500 ml in 500 litres water/ha against nursery insects
HORTICULTURAL CROPS			
Citrus	Flowering	Bark eating caterpillar	<ul style="list-style-type: none"> Budding method of propagation (T-budding) to commences in oranges using Rangpur lime as rootstock. Cleaning & smearing of trunk base with Bordeaux paste If flowering begins, avoid spray of insecticides/ pesticides as it may affect pollination process. Spray (Planofix) NAA based growth regulator @2m/5lit water during flowering stage in orange plant to reduce fruit/flower drop For bark eating caterpillar, remove wooden frass and inject Dichlorovos (0.1%) @ 5ml with disposable syringe. Dead wood on the citrus trees should be kept pruned, about 2cm, below the dead portion.
Ginger/Turmeric	Sowing		<ul style="list-style-type: none"> Disease free ginger/turmeric rhizomes of 30-40g having atleast 2 eyes to be sown in finely tilled bed of 1 meter width, 15 cm high and of convenient length at a spacing of 30 cm between rows and 25cm between plants.
Large Cardamom	Sowing		<ul style="list-style-type: none"> Should be sown in Primary nursery bed at 2cm deep and 10 cm apart followed by mulching & regular light irrigation.

			<ul style="list-style-type: none"> The duration of primary nursery being 3-4 months.
Apple	Vegetative	Woolly aphids	<ul style="list-style-type: none"> Swab the stem with mineral oil against woolly aphid.
Agroforestry			
Toko palm	Nursery		Filling of nursery polybags for raising of takopalm seedlings
Honey Bees			
			<ul style="list-style-type: none"> Box must be covered with straw/dry leaves to provide warmth
LIVESTOCKS			
Livestock	Stage	Disease	Precautionary Practices to be followed
Cattle	All stages	FMD	<ul style="list-style-type: none"> 1st injection at 6-8 weeks of age, 2nd injection after 6 months of 1st injection followed by annual vaccination under vet supervision Separate sick animals The animal should be washed with lukewarm water added with little potash (KMnO₄) or neem leaves Long hair near the udder/stomach/back legs should be teamed short.
Pigs	All stages	FMD (high fever and appearance of mucous membrane of the mouth and foot.)	<ul style="list-style-type: none"> Provide adequate bedding material (paddy straw, rice husk) to newly born piglets. Animals should be given lukewarm feed and water. All animals should be tethered in a covered shelter. Keep the houses dry and clean. 1st injection at 6 months of age and 2nd injection at 12 months of age followed by annual vaccination under vet supervision
Poultry	All stages		<ul style="list-style-type: none"> Follow 'All in All out' system of rearing and do not rear birds of different age groups together. Avoid overcrowding. Provide adequate clean drinking water+electrolyte and multi-vitamins Vaccination as per the schedule with proper consultation with vet. <ul style="list-style-type: none"> ➤ Day old chick: HVT Marek disease vaccine, 4-7 days: F/Lasota, 14-18 days: Intermediate plus/IBD vaccine, 35 days: F/Lasota, 6-7 weeks: Chicken embryo adopted fowl pox vaccine and 56-70 days: RD R-2B strain. Remove wet litter/provide artificial heating and light
Fishery			<ul style="list-style-type: none"> Best time to prepare the culture pond like cleaning aquatic weeds
Mithun		FMD	<ul style="list-style-type: none"> Polyvalent FMD vaccine with serotype O, A and Asia at 6 months of age and repeat after that 6 months interval by sub-cutaneous route. Pregnant animals above 7 months of pregnancy should be avoided.
Contact Scientists (ICAR) or State Agril Staff or KVK staff for measures against adverse conditions or call at 03795-226237/226247			

Issued jointly by ICAR-RC for NEH Region, Arunachal Pradesh Centre, Basar and India Meteorological Department
Contact: - IAAS.BASAR@gmail.com, Phone Number: - 03795-226247/37, -96 (Fax)

**Agrometeorological Field Unit
ICAR, BASAR**

कृषि मौसम सलाहकार सेवा पत्रिका

Agro-met Advisory Bulletin

(Period: 14th to 18th April 2017)

ग्रामीण कृषि मौसम सेवा



GRAMIN KRISHI MAUSAM SEWA
(Integrated Agro-Meteorological Advisory Services)



AMFU, ICAR Research Complex for NEH Region
Arunachal Pradesh Centre, Basar-791101

District: Lohit

No: 30/2017/Fri

Dated: 14th April, 2017



Weather summary of the previous week	Weather forecast valid up to 16 th April, 2017
Rainfall =0.0 mm (Tezu)	Mostly sunny weather with possibility of light/moderate rainfall 16 th April. Daily maximum and minimum temperature for the following period is predicted to be 30-32°C and 17-20°C respectively. Expected morning and evening relative humidity will be 66-76% and 18-28% respectively. Wind direction is E & ENE with speed range of 6-9 kmph.
Warning:	• NIL

Weather Based Agro-meteorological Advisories Bulletin

General Recommendations

- Spraying operation should be done only on dry/clear weather
- Go for low cost polyhouses for year round cultivation of vegetables
- Obtain seeds from reputed/certified/reliable source
- Use fertilizers/pesticides as per recommended doses for the location
- Preference must be given on use of organic manures/bio-fertilizers & bio-pesticides
- ICAR Basar recommend poultry variety VANARAJA for backyard rearing

Crop	Stage	Pest/Disease	Precautionary Practices to be followed
FIELD CROPS			
Rice	Nursery/transplantation	Stem borer	<ul style="list-style-type: none"> Rice: Spray Triazophos 40EC @ 4 ml/lit against stem borer in rice nursery as well as in main field. Cut the tips of the leaves before transplanting reduces the population of stem borer as the eggs are laid on that site. It will reduce the carryover of the infestation to the main field. Careful timing of planting can avoid damage; once the tillering stage is over, attack of some insects reduces. Follow clean cultivation, presence of grasses near the rice crop favors build-up of pest population Seedling root dip treatment in 0.02% of Chlorpyrifos 20EC for 12 hours before transplanting protects the crop for 20 to 30 days Avoid closer spacing while transplantation which creates favorable microclimate for pests in the field. Follow wider spacing of 20X15cm.
Maize	Sowing		<ul style="list-style-type: none"> Sowing of Maize advocated Carry out seed dressing/treatment with Thiram or Carbendazim @ 2g/kg seed before sowing Follow time isolation of atleast 15 days for two or more different varieties of maize in Jhum field
VEGETABLES			
Cole crops	Nursery		<ul style="list-style-type: none"> Raising nursery can be carried out in higher altitudes/ cold areas
Tomato	Vegetative/Nursery		<ul style="list-style-type: none"> Cover the crop with polyethene/cloths to protect from frost/rain Nursery raising under protected cultivation
Pre-summer vegetables	Sowing		<ul style="list-style-type: none"> Sowing of pre-summer vegetables like okra, frenchbean etc advocated, avoid sowing during rainy days Carry out seed dressing/treatment with Thiram or Carbendazim @ 2g/kg seed before sowing Right time for transplanting the ready seedlings of chili, tomato, capsicum etc. Provide proper drainage to newly transplanted seedlings and follow raised bed for sowing.
HORTICULTURAL CROPS			
Citrus	Flowering	Bark eating caterpillar	<ul style="list-style-type: none"> Budding method of propagation (T-budding) to commences in oranges using Rangpur lime as rootstock. Cleaning & smearing of trunk base with Bordeaux paste If flowering begins, avoid spray of insecticides/ pesticides as it may affect pollination process. Spray (Planofix) NAA based growth regulator @2m/5lit water during flowering stage in orange plant to reduce fruit/flower drop For bark eating caterpillar, remove wooden frass and inject Dichlorovos (0.1%) @ 5ml with disposable syringe. Dead wood on the citrus trees should be kept pruned, about 2cm, below the dead portion.
Ginger/Turmeric	Sowing		<ul style="list-style-type: none"> Identify healthy plants for seed rhizomes/ collect better seedlings from ICAR Basar or KVK West Siang/Anjaw Keep selected rhizomes for planting material in partial shade for better sprouting. Mulching materials like forest litters or crop residues should be collected in advance Land preparation to a fine tilth to be done before sowing during sunny days Disease free ginger/turmeric rhizome of 30-40 g having atleast 2 eyes to be sown in finely tilth bed of 1m width, 15 cm high and of convenient length at a spacing of 30cm between rows

			and 25 cm between plants.
Large Cardamom	Sowing		<ul style="list-style-type: none"> • Should be sown in Primary nursery bed at 2cm deep and 10 cm apart followed by mulching & regular light irrigation. • The duration of primary nursery being 3-4 months.
Honey Bees			
Honey bees			<ul style="list-style-type: none"> • Provide sugar syrup near the box • Add insulation and ventilation systems
LIVESTOCKS			
Livestock	Stage	Disease	Precautionary Practices to be followed
Pigs	All stages	FMD (high fever and appearance of mucous membrane of the mouth and foot.)	<ul style="list-style-type: none"> • Animals should be given lukewarm feed and water. • Keep the houses dry and clean. • 1st injection at 6 months of age and 2nd injection at 12 months of age followed by annual vaccination under vet supervision
Poultry	All stages		<ul style="list-style-type: none"> • Follow 'All in All out' system of rearing and do not rear birds of different age groups together. • Avoid overcrowding. • Provide adequate clean drinking water+electrolyte and multi-vitamins • Give broad-spectrum antihelmintic drugs as per prescribed doses. • Vaccination as per the schedule with proper consultation with vet. <ul style="list-style-type: none"> ➤ Day old chick: HVT Marek disease vaccine, 4-7 days: F/Lasota, 14-18 days: Intermediate plus/IBD vaccine, 35 days: F/Lasota, 6-7 weeks: Chicken embryo adopted fowl pox vaccine and 56-70 days: RD R-2B strain. • Remove wet litter/provide artificial heating and light
Fishery			<ul style="list-style-type: none"> • Best time to prepare the culture pond like cleaning aquatic weeds
Cattle	All stages	FMD	<ul style="list-style-type: none"> • 1st injection at 6-8 weeks of age, 2nd injection after 6 months of 1st injection followed by annual vaccination under vet supervision • Separate sick animals • The animal should be washed with lukewarm water added with little potash (KMnO₄) or neem leaves • Long hair near the udder/stomach/back legs should be teamed short.
Contact Scientists (ICAR) or State Agril Staff or KVK staff for measures against adverse conditions or call at 03795-226237/226247			

Issued jointly by ICAR-RC for NEH Region, Arunachal Pradesh Centre, Basar and India Meteorological Department
Contact: - IAAS.BASAR@gmail.com, Phone Number: - 03795-226247/37, -96 (Fax)

**Agrometeorological Field Unit
ICAR, BASAR**

कृषि मौसम सलाहकार सेवा पत्रिका

Agro-met Advisory Bulletin

(Period: 14th to 18th April 2017)

ग्रामीण कृषि मौसम सेवा



GRAMIN KRISHI MAUSAM SEWA
(Integrated Agro-Meteorological Advisory Services)



AMFU, ICAR Research Complex for NEH Region
Arunachal Pradesh Centre, Basar-791101

District: Lower Dibang Valley

No: 30/2017/Fri

Dated: 14th April, 2017



Weather summary of the previous week	Weather forecast valid up to 18 th April, 2017
Rainfall = 1.7 mm (Roing)	Mostly sunny weather forecasted with no rainfall. Daily maximum and minimum temperature for the following period is predicted to be 30-31°C and 18-19°C respectively. Expected morning and evening relative humidity will be 47-65% and 12-27% respectively. Wind direction is East with speed range of 6-10 kmph.
Warning:	• NIL

Weather Based Agro-meteorological Advisories Bulletin

General Recommendations

- Disinfecting the animal/bird sheds with lime powder/ bleaching powder/ 4%NaOH at regular interval is advocated
- Spraying operation should be done only on dry/clear weather
- Go for low cost polyhouses for year round cultivation of vegetables
- Obtain seeds from reputed/certified/reliable source
- Use fertilizers/pesticides as per recommended doses for the location
- Preference must be given on use of organic manures/bio-fertilizers & bio-pesticides
- ICAR Basar recommend poultry variety VANARAJA for backyard rearing

Crop	Stage	Pest/Disease	Precautionary Practices to be followed
------	-------	--------------	--

FIELD CROPS			
Rice	Nursery/transplantation	Stem borer	<ul style="list-style-type: none"> • Rice: Spray Triazophos 40EC @ 4 ml/lit against stem borer in rice nursery as well as in main field. • Cut the tips of the leaves before transplanting reduces the population of stem borer as the eggs are laid on that site. It will reduce the carryover of the infestation to the main field. • Careful timing of planting can avoid damage; once the tillering stage is over, attack of some insects reduces. • Follow clean cultivation, presence of grasses near the rice crop favors build-up of pest population • Seedling root dip treatment in 0.02% of Chlorpyriphos 20EC for 12 hours before transplanting protects the crop for 20 to 30 days • Avoid closer spacing while transplantation which creates favorable microclimate for pests in the field. Follow wider spacing of 20X15cm.
Maize	Sowing		<ul style="list-style-type: none"> • Sowing of Maize advocated • Carry out seed dressing/treatment with Thiram or Carbendazim @ 2g/kg seed before sowing • Follow time isolation of at least 15 days for two or more different varieties of maize in Jhum field
Pea	Sowing		<ul style="list-style-type: none"> • Sowing of pea recommended for higher altitudes with raised bed of 15-20cm • Provide proper drainage to already sown crops
Jhum field	Sowing		<ul style="list-style-type: none"> • Adopt sowing of leguminous crops like cowpea, frenchbean, soybean etc at 2-3 rows across the slope of jhum field at desirable intervals or ratios with rice to prevent soil erosion and conserve moisture and fertility. • Carry out seed dressing/treatment with Thiram or Carbendazim @ 2g/kg seed before sowing to avoid fungal • Cowpea variety (Kashi Kanchan) and Frenchbean variety (Selection-9) are advocated for intercropping as they are short duration, dwarf and high yielding.
VEGETABLES			
Cole crops	Nursery		<ul style="list-style-type: none"> • Raising nursery can be carried out in higher altitudes/ cold areas
Pre-summer vegetables	Sowing	Nursery insects	<ul style="list-style-type: none"> • Sowing of pre-summer vegetables like okra, frenchbean etc advocated • Carry out seed dressing/treatment with Thiram or Carbendazim @ 2g/kg seed before sowing • Right time for transplanting the ready seedlings of chili, tomato, capsicum etc. • Provide proper drainage to newly transplanted seedlings and follow raised bed for sowing • Spray Azadirachtin 1% (10000 PPM) @ 1000-1500 ml in 500 litres water/ha
HORTICULTURAL CROPS			
Citrus	Flowering	Bark eating caterpillar	<ul style="list-style-type: none"> • Budding method of propagation (T-budding) to commences in oranges using Rangpur lime as rootstock. • Cleaning & smearing of trunk base with Bordeaux paste • If flowering begins, avoid spray of insecticides/ pesticides as it may affect pollination process. • Spray (Planofix) NAA based growth regulator @2m/5lit water during flowering stage in orange plant to reduce fruit/flower drop • For bark eating caterpillar, remove wooden frass and inject Dichlorovos (0.1%) @ 5ml with disposable syringe. • Dead wood on the citrus trees should be kept pruned, about 2cm, below the dead portion.

Ginger/Turmeric	Sowing		<ul style="list-style-type: none"> Identify healthy plants for seed rhizomes/ collect better seedlings from ICAR Basar or KVK West Siang/Anjaw Keep selected rhizomes for planting material in partial shade for better sprouting. Mulching materials like forest litters or crop residues should be collected in advance Land preparation to a fine tilth to be done before sowing during sunny days Disease free ginger/turmeric rhizome of 30-40 g having atleast 2 eyes to be sown in finely tilth bed of 1m width, 15 cm high and of convenient length at a spacing of 30cm between rows and 25 cm between plants.
Large Cardamom	Sowing		<ul style="list-style-type: none"> Should be sown in Primary nursery bed at 2cm deep and 10 cm apart followed by mulching & regular light irrigation. The duration of primary nursery being 3-4 months.

Agroforestry

Toko palm	Nursery		Filling of nursery polybags for raising of takopalm seedlings
-----------	---------	--	---

Honey Bees

Honey bees			<ul style="list-style-type: none"> Box must be covered with straw/dry leaves to provide warmth
------------	--	--	---

LIVESTOCKS

Livestock	Stage	Disease	Precautionary Practices to be followed
Pigs	All stages	FMD (high fever and appearance of mucous membrane of the mouth and foot.)	<ul style="list-style-type: none"> Animals should be given lukewarm feed and water. Keep the houses dry and clean. 1st injection at 6 months of age and 2nd injection at 12 months of age followed by annual vaccination under vet supervision
Poultry	All stages		<ul style="list-style-type: none"> Give broad-spectrum antihelmintic drugs as per prescribed doses. Follow 'All in All out' system of rearing and do not rear birds of different age groups together. Avoid overcrowding. Provide adequate clean drinking water+electrolyte and multi-vitamins Vaccination as per the schedule with proper consultation with vet. <ul style="list-style-type: none"> ➤ Day old chick: HVT Marek disease vaccine, 4-7 days: F/Lasota, 14-18 days: Intermediate plus/IBD vaccine, 35 days: F/Lasota, 6-7 weeks: Chicken embryo adopted fowl pox vaccine and 56-70 days: RD R-2B strain. Remove wet litter/provide artificial heating and light
Cattle	All stages	FMD	<ul style="list-style-type: none"> 1st injection at 6-8 weeks of age, 2nd injection after 6 months of 1st injection followed by annual vaccination under vet supervision Separate sick animals The animal should be washed with lukewarm water added with little potash (KMnO₄) or neem leaves Long hair near the udder/stomach/back legs should be teamed short.
Fishery			<ul style="list-style-type: none"> Best time to prepare the culture pond like cleaning aquatic weeds

Contact Scientists (ICAR) or State Agril Staff or KVK staff for measures against adverse conditions or call at 03795-226237/226247

Issued jointly by ICAR-RC for NEH Region, Arunachal Pradesh Centre, Basar and India Meteorological Department
Contact: - IAAS.BASAR@gmail.com, Phone Number: - 03795-226247/37, -96 (Fax)

**Agrometeorological Field Unit
ICAR, BASAR**

कृषि मौसम सलाहकार सेवा पत्रिका

Agro-met Advisory Bulletin

(Period: 14th to 18th April 2017)

ग्रामीण कृषि मौसम सेवा



GRAMIN KRISHI MAUSAM SEWA
(Integrated Agro-Meteorological Advisory Services)



AMFU, ICAR Research Complex for NEH Region
Arunachal Pradesh Centre, Basar-791101

District: Lower Subansiri

No: 30/2017/Fri

Dated: 14th April, 2017



Weather summary of the previous week	Weather forecast valid up to 18 th April 2017
Rainfall = 0.0 mm (Ziro)	Variable weather with possibility of light/moderate rainfall on 14 th & 16 th April. Daily maximum and minimum temperature for the following period is predicted to be 30-31°C and 19-20°C respectively. Expected morning and evening relative humidity will be 46-82% and 17-50% respectively. Wind direction is WSW with speed range of 3-11 kmph.
Warning:	• NIL

Weather Based Agro-meteorological Advisories Bulletin

- Disinfecting the animal/bird sheds with lime powder/ bleaching powder/ 4%NaOH at regular interval is advocated
- Spraying operation should be done only on dry/clear weather
- Go for low cost polyhouses for year round cultivation of vegetables
- Obtain seeds from reputed/certified/reliable source
- Use fertilizers/pesticides as per recommended doses for the location
- Preference must be given on use of organic manures/bio-fertilizers & bio-pesticides
- ICAR Basar recommend poultry variety VANARAJA for backyard rearing

Crop	Stage	Pest/Disease	Precautionary Practices to be followed
FIELD CROPS			
Jhum field	Sowing		<ul style="list-style-type: none"> Adopt sowing of leguminous crops like cowpea, frenchbean, soybean etc at 2-3 rows across the slope of jhum field at desirable intervals or ratios with rice to prevent soil erosion and conserve moisture and fertility. Cowpea variety (Kashi Kanchan) and Frenchbean variety (Selection-9) are advocated for intercropping as they are short duration, dwarf and high yielding. Carry out seed dressing/treatment with Thiram or Carbendazim @ 2g/kg seed before sowing
Rice	Nursery/transplantation	Stem borer	<ul style="list-style-type: none"> Rice: Spray Triazophos 40EC @ 4 ml/lit against stem borer in rice nursery as well as in main field. Cut the tips of the leaves before transplanting reduces the population of stem borer as the eggs are laid on that site. It will reduce the carryover of the infestation to the main field. Careful timing of planting can avoid damage; once the tillering stage is over, attack of some insects reduces. Follow clean cultivation, presence of grasses near the rice crop favors build-up of pest population Seedling root dip treatment in 0.02% of Chlorpyrifos 20EC for 12 hours before transplanting protects the crop for 20 to 30 days Avoid closer spacing while transplantation which creates favorable microclimate for pests in the field. Follow wider spacing of 20X15cm.
Pea	Sowing		<ul style="list-style-type: none"> Sowing of pea recommended for higher altitudes with raised bed of 15-20cm Provide proper drainage to already sown crops
Maize	Sowing		<ul style="list-style-type: none"> Sowing of Maize advocated Carry out seed dressing/treatment with Thiram or Carbendazim @ 2g/kg seed before sowing Follow time isolation of atleast 15 days for two or more different varieties of maize in Jhum field
VEGETABLES			
Tomato	Vegetative/Nursery	Nursery insects	<ul style="list-style-type: none"> Cover the crop with polyethene/cloths to protect from frost/rain Nursery raising under protected cultivation Spray Azadirachtin 1% (10000 PPM) @ 1000-1500 ml in 500 litres water/ha
Pre-summer vegetables	Sowing	Nursery insects	<ul style="list-style-type: none"> Sowing of pre-summer vegetables like okra, frenchbean etc advocated Right time for transplanting the ready seedlings of chili, tomato, capsicum etc. Provide proper drainage to newly transplanted seedlings and follow raised bed for sowing Spray Azadirachtin 1% (10000 PPM) @ 1000-1500 ml in 500 litres water/ha
Cole crops	Nursery		<ul style="list-style-type: none"> Raising nursery can be carried out in higher altitudes/ cold areas
HORTICULTURAL CROPS			
Citrus	Flowering	Bark eating caterpillar	<ul style="list-style-type: none"> Budding method of propagation (T-budding) to commences in oranges using Rangpur lime as rootstock. Cleaning & smearing of trunk base with Bordeaux paste If flowering begins, avoid spray of insecticides/ pesticides as it may affect pollination process. Spray (Planofix) NAA based growth regulator @2m/5lit water during flowering stage in orange plant to reduce fruit/flower drop

			<ul style="list-style-type: none"> For bark eating caterpillar, remove wooden frass and inject Dichlorovos (0.1%) @ 5ml with disposable syringe. Dead wood on the citrus trees should be kept pruned, about 2cm, below the dead portion.
Ginger/Turmeric	Sowing		<ul style="list-style-type: none"> Identify healthy plants for seed rhizomes/ collect better seedlings from ICAR Basar or KVK West Siang/Anjaw Keep selected rhizomes for planting material in partial shade for better sprouting. Mulching materials like forest litters or crop residues should be collected in advance Land preparation to a fine tilth to be done before sowing during sunny days Disease free ginger/turmeric rhizome of 30-40 g having atleast 2 eyes to be sown in finely tilth bed of 1m width, 15 cm high and of convenient length at a spacing of 30cm between rows and 25 cm between plants.
Banana	Bunching	Cold	<ul style="list-style-type: none"> Timely/regular removal of extra suckers, dry leaves & pseudo-stem
Large Cardamom	Sowing		<ul style="list-style-type: none"> Should be sown in Primary nursery bed at 2cm deep and 10 cm apart followed by mulching & regular light irrigation. The duration of primary nursery being 3-4 months.
Kiwi	Planting		<ul style="list-style-type: none"> Pit size: 60cmX60cmX60cm Spacing: 6mX4m (Plant to plant and row to row) In kiwi the male and female plants are borne on different vines. So a male plant is provided for pollination of 6-8 plants at every third plant from the second row. Pit filling: mixture of top soil, 20-30kg FYM along with chloropyriphos@25-30g/pit (to avoid insect damage)
Apple	Vegetative	Wooly aphids	<ul style="list-style-type: none"> Swab the stem with mineral oil against wooly aphid.
Agroforestry			
Toko palm	Nursery		Filling of nursery polybags for raising of takopalm seedlings
Honey Bees			
Honey bees			<ul style="list-style-type: none"> Box must be covered with straw/dry leaves to provide warmth
LIVESTOCKS			
Livestock	Stage	Disease	Precautionary Practices to be followed
Pigs	All stages	FMD (high fever and appearance of mucous membrane of the mouth and foot.)	<ul style="list-style-type: none"> Animals should be given lukewarm feed and water. Keep the houses dry and clean. 1st injection at 6 months of age and 2nd injection at 12 months of age followed by annual vaccination under vet supervision
Poultry	All stages		<ul style="list-style-type: none"> Give broad-spectrum antihelmintic drugs as per prescribed doses. Follow 'All in All out' system of rearing and do not rear birds of different age groups together. Avoid overcrowding. Provide adequate clean drinking water+electrolyte and multi-vitamins Vaccination as per the schedule with proper consultation with vet. <ul style="list-style-type: none"> ➤ Day old chick: HVT Marek disease vaccine, 4-7 days: F/Lasota, 14-18 days: Intermediate plus/IBD vaccine, 35 days: F/Lasota, 6-7 weeks: Chicken embryo adopted fowl pox vaccine and 56-70 days: RD R-2B strain. Remove wet litter/provide artificial heating and light
Fishery			<ul style="list-style-type: none"> Best time to prepare the culture pond like cleaning aquatic weeds
Cattle	All stages	FMD	<ul style="list-style-type: none"> 1st injection at 6-8 weeks of age, 2nd injection after 6 months of 1st injection followed by annual vaccination under vet supervision Separate sick animals The animal should be washed with lukewarm water added with little potash (KMnO₄) or neem leaves Long hair near the udder/stomach/back legs should be teamed short.

Mithun		FMD	<ul style="list-style-type: none">• Polyvalent FMD vaccine with serotype O, A and Asia at 6 months of age and repeat after that 6 months interval by sub-cutaneous route.• Pregnant animals above 7 months of pregnancy should be avoided.
Contact Scientists (ICAR) or State Agril Staff or KVK staff for measures against adverse conditions or call at 03795-226237/226247			

Issued jointly by ICAR-RC for NEH Region, Arunachal Pradesh Centre, Basar and India Meteorological Department
Contact: - IAAS.BASAR@gmail.com, Phone Number: - 03795-226247/37, -96 (Fax)

**Agrometeorological Field Unit
ICAR, BASAR**

कृषि मौसम सलाहकार सेवा पत्रिका

Agro-met Advisory Bulletin

(Period: 14th to 18th April 2017)

ग्रामीण कृषि मौसम सेवा



GRAMIN KRISHI MAUSAM SEWA

(Integrated Agro-Meteorological Advisory Services)



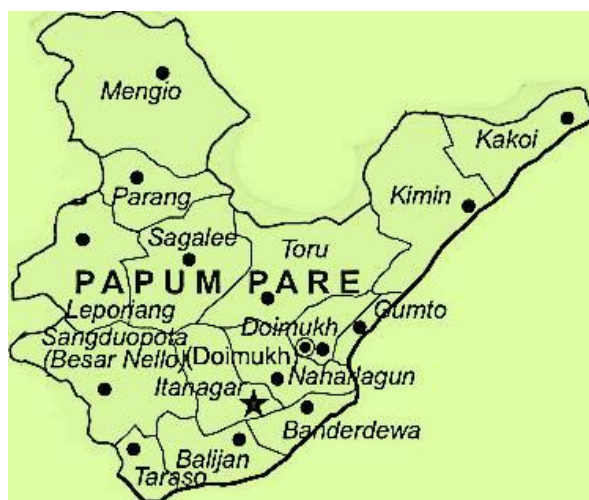
भा.क.अनु.प. - पू.प.सं.
ICAR - RCNEH

AMFU, ICAR Research Complex for NEH Region
Arunachal Pradesh Centre, Basar-791101

District: Papum Pare

No: 30/2017/Fri

Dated: 14th April, 2017



Weather summary of the previous week	Weather forecast valid up to 18 th April 2017
Rainfall: 0.0 mm; T. Max: 34.0°C; T. Min: 18.0°C ; RH: 61-71%	Mostly sunny weather with possibility light rainfall on 16th April. Daily maximum and minimum temperature for the following period is predicted to be 32-33°C and 18-19°C respectively. Expected morning and evening relative humidity will be 51-73% and 19-34% respectively. Expected wind direction is E with speed range of 4-6 kmph.
Warning:	• NIL

Weather Based Agro-meteorological Advisories Bulletin

General Recommendations

- Disinfecting the animal/bird sheds with lime powder/ bleaching powder/ 4%NaOH at regular interval is advocated
- Spraying operation should be done only on dry/clear weather
- Go for low cost polyhouses for year round cultivation of vegetables
- Obtain seeds from reputed/certified/reliable source
- Use fertilizers/pesticides as per recommended doses for the location
- Preference must be given on use of organic manures/bio-fertilizers & bio-pesticides
- ICAR Basar recommend poultry variety VANARAJA for backyard rearing

Crop	Stage	Pest/Disease	Precautionary Practices to be followed
FIELD CROPS			
Rice	Nursery/transplantation	Stem borer	<ul style="list-style-type: none"> Rice: Spray Triazophos 40EC @ 4 ml/lit against stem borer in rice nursery as well as in main field. Cut the tips of the leaves before transplanting reduces the population of stem borer as the eggs are laid on that site. It will reduce the carryover of the infestation to the main field. Careful timing of planting can avoid damage; once the tillering stage is over, attack of some insects reduces. Follow clean cultivation, presence of grasses near the rice crop favors build-up of pest population Seedling root dip treatment in 0.02% of Chlorpyrifos 20EC for 12 hours before transplanting protects the crop for 20 to 30 days Avoid closer spacing while transplantation which creates favorable microclimate for pests in the field. Follow wider spacing of 20X15cm.
Maize	Sowing		<ul style="list-style-type: none"> Sowing of Maize advocated Carry out seed dressing/treatment with Thiram or Carbendazim @ 2g/kg seed before sowing Follow time isolation of atleast 15 days for two or more different varieties of maize in Jhum field
Jhum field	Sowing		<ul style="list-style-type: none"> Adopt sowing of leguminous crops like cowpea, frenchbean, soybean etc at 2-3 rows across the slope of jhum field at desirable intervals or ratios with rice to prevent soil erosion and conserve moisture and fertility. Carry out seed dressing/treatment with Thiram or Carbendazim @ 2g/kg seed before sowing Cowpea variety (Kashi Kanchan) and Frenchbean variety (Selection-9) are advocated for intercropping as they are short duration, dwarf and high yielding.
VEGETABLES			
Cole crops	Nursery		<ul style="list-style-type: none"> Raising nursery can be carried out in higher altitudes/ cold areas
Tomato	Vegetative/Nursery		<ul style="list-style-type: none"> Cover the crop with polyethene/cloths to protect from frost/rain Nursery raising under protected cultivation
Pre-summer vegetables	Sowing		<ul style="list-style-type: none"> Sowing of pre-summer vegetables like French bean, capsicum etc advocated, avoid during rainy days. Seed treatment with Imidichloropid @ 1-2g/10kg is recommended before sowing
HORTICULTURAL CROPS			
Citrus	Flowering	Bark eating caterpillar	<ul style="list-style-type: none"> Budding method of propagation (T-budding) to commences in oranges using Rangpur lime as rootstock. Cleaning & smearing of trunk base with Bordeaux paste If flowering begins, avoid spray of insecticides/ pesticides as it may affect pollination process. Spray (Planofix) NAA based growth regulator @2m/5lit water during flowering stage in orange plant to reduce fruit/flower drop For bark eating caterpillar, remove wooden frass and inject Dichlorovos (0.1%) @ 5ml with disposable syringe. Dead wood on the citrus trees should be kept pruned, about 2cm, below the dead portion.
Ginger/Turmeric	Sowing		<ul style="list-style-type: none"> Identify healthy plants for seed rhizomes/ collect better seedlings from ICAR Basar or KVK West Siang/Anjaw Keep selected rhizomes for planting material in partial shade for better sprouting. Mulching materials like forest litters or crop residues should be collected in advance

			<ul style="list-style-type: none"> Land preparation to a fine tilth to be done before sowing during sunny days Disease free ginger/turmeric rhizome of 30-40 g having atleast 2 eyes to be sown in finely tilth bed of 1m width, 15 cm high and of convenient length at a spacing of 30cm between rows and 25 cm between plants.
Large Cardamom	Sowing		<ul style="list-style-type: none"> Should be sown in Primary nursery bed at 2cm deep and 10 cm apart followed by mulching & regular light irrigation. The duration of primary nursery being 3-4 months.
Banana	Bunching	Cold	<ul style="list-style-type: none"> Timely/regular removal of extra suckers, dry leaves & pseudo-stem
Agroforestry			
Toko palm	Nursery		Filling of nursery polybags for raising of takopalm seedlings
Honey Bees			
Honey bees			<ul style="list-style-type: none"> Box must be covered with straw/dry leaves to provide warmth
LIVESTOCKS			
Livestock	Stage	Disease	Precautionary Practices to be followed
Cattle	All stages	FMD	<ul style="list-style-type: none"> 1st injection at 6-8 weeks of age, 2nd injection after 6 months of 1st injection followed by annual vaccination under vet supervision Separate sick animals The animal should be washed with lukewarm water added with little potash (KMnO₄) or neem leaves Long hair near the udder/stomach/back legs should be teamed short.
Pigs	All stages	FMD (high fever and appearance of mucous membrane of the mouth and foot.)	<ul style="list-style-type: none"> 1st injection at 6 months of age and 2nd injection at 12 months of age followed by annual vaccination under vet supervision
Poultry	All stages		<ul style="list-style-type: none"> Give broad-spectrum antihelmintic drugs as per prescribed doses. Follow 'All in All out' system of rearing and do not rear birds of different age groups together. Avoid overcrowding. Provide adequate clean drinking water+electrolyte and multi-vitamins Vaccination as per the schedule with proper consultation with vet. <ul style="list-style-type: none"> ➤ Day old chick: HVT Marek disease vaccine, 4-7 days: F/Lasota, 14-18 days: Intermediate plus/IBD vaccine, 35 days: F/Lasota, 6-7 weeks: Chicken embryo adopted fowl pox vaccine and 56-70 days: RD R-2B strain. Remove wet litter/provide artificial heating and light
Fishery			<ul style="list-style-type: none"> Best time to prepare the culture pond like cleaning aquatic weeds
Mithun		FMD	<ul style="list-style-type: none"> Polyvalent FMD vaccine with serotype O, A and Asia at 6 months of age and repeat after that 6 months interval by sub-cutaneous route. Pregnant animals above 7 months of pregnancy should be avoided.
Contact Scientists (ICAR) or State Agril Staff or KVK staff for measures against adverse conditions or call at 03795-226237/226247			

Issued jointly by ICAR-RC for NEH Region, Arunachal Pradesh Centre, Basar and India Meteorological Department
Contact: - IAAS.BASAR@gmail.com, Phone Number: - 03795-226247/37, -96 (Fax)

Agrometeorological Field Unit
ICAR, BASAR

कृषि मौसम सलाहकार सेवा पत्रिका

Agro-met Advisory Bulletin

(Period: 14th to 18th April 2017)

ग्रामीण कृषि मौसम सेवा



GRAMIN KRISHI MAUSAM SEWA

(Integrated Agro-Meteorological Advisory Services)



AMFU, ICAR Research Complex for NEH Region
Arunachal Pradesh Centre, Basar-791101

District: Tirap

No: 30/2017/Fri

Dated: 14th April, 2017



Weather summary of the previous week	Weather forecast valid up to 16 th April, 2017
Rainfall = 0.0 mm (Deomali)	Mainly clear/dry weather forecasted. Daily maximum and minimum temperature for the following period is predicted to be 31-33°C and 20-21°C respectively. Expected morning and evening relative humidity will be 69-76% and 9-37% respectively. Wind direction is ESE & SSW with speed range of 2-4 kmph.
Warning:	• NIL

Weather Based Agro-meteorological Advisories Bulletin

- Disinfecting the animal/bird sheds with lime powder/ bleaching powder/ 4%NaOH at regular interval is advocated.
- Go for low cost polyhouses for year round cultivation of vegetables
- Obtain seeds from reputed/certified/reliable source
- Use fertilizers/pesticides as per recommended doses for the location
- Preference must be given on use of organic manures/bio-fertilizers & bio-pesticides
- ICAR Basar recommend poultry variety VANARAJA for backyard rearing

Crop	Stage	Pest/Disease	Precautionary Practices to be followed
------	-------	--------------	--

FIELD CROPS

Rice	Nursery/transplantation	Stem borer	<ul style="list-style-type: none"> • Rice: Spray Triazophos 40EC @ 4 ml/lit against stem borer in rice nursery as well as in main field. • Cut the tips of the leaves before transplanting reduces the population of stem borer as the eggs are laid on that site. It will reduce the carryover of the infestation to the main field. • Careful timing of planting can avoid damage; once the tillering stage is over, attack of some insects reduces. • Follow clean cultivation, presence of grasses near the rice crop favors build-up of pest population • Seedling root dip treatment in 0.02% of Chlorpyriphos 20EC for 12 hours before transplanting protects the crop for 20 to 30 days • Avoid closer spacing while transplantation which creates favorable microclimate for pests in the field. Follow wider spacing of 20X15cm.
Maize	Sowing		<ul style="list-style-type: none"> • Sowing of Maize advocated • Carry out seed dressing/treatment with Thiram or Carbendazim @ 2g/kg seed before sowing • Follow time isolation of at least 15 days for two or more different varieties of maize in Jhum field
Jhum field	Sowing		<ul style="list-style-type: none"> • Adopt sowing of leguminous crops like cowpea, frenchbean, soybean etc at 2-3 rows across the slope of jhum field at desirable intervals or ratios with rice to prevent soil erosion and conserve moisture and fertility. • Cowpea variety (Kashi Kanchan) and Frenchbean variety (Selection-9) are advocated for intercropping as they are short duration, dwarf and high yielding. • Carry out seed dressing/treatment with Thiram or Carbendazim @ 2g/kg seed before sowing

VEGETABLES

Pre-summer vegetables	Sowing	Nursery insects	<ul style="list-style-type: none"> • Sowing of pre-summer vegetables like okra, frenchbean etc advocated, avoid during rainy days • Carry out seed dressing/treatment with Thiram or Carbendazim @ 2g/kg seed before sowing • Right time for transplanting the ready seedlings of chili, tomato, capsicum etc. • Provide proper drainage to newly transplanted seedlings and follow raised bed for sowing • Spray Azadirachtin 1% (10000 PPM) @ 1000-1500 ml in 500 litres water/ha against nursery insects
-----------------------	--------	-----------------	---

HORTICULTURAL CROPS

Citrus	Flowering	Bark eating caterpillar	<ul style="list-style-type: none"> • Budding method of propagation (T-budding) to commences in oranges using Rangpur lime as rootstock. • Cleaning & smearing of trunk base with Bordeaux paste • If flowering begins, avoid spray of insecticides/ pesticides as it may affect pollination process. • Spray (Planofix) NAA based growth regulator @2m/5lit water during flowering stage in orange plant to reduce fruit/flower drop • For bark eating caterpillar, remove wooden frass and inject Dichlorovos (0.1%) @ 5ml with disposable syringe. • Dead wood on the citrus trees should be kept pruned, about 2cm, below the dead portion.
Ginger/Turmeric	Sowing		<ul style="list-style-type: none"> • Identify healthy plants for seed rhizomes/ collect better seedlings from ICAR Basar or KVK West Siang/Anjaw • Keep selected rhizomes for planting material in partial shade for better sprouting. • Mulching materials like forest litters or crop residues should be collected in advance

			<ul style="list-style-type: none"> • Land preparation to a fine tilth to be done before sowing during sunny days • Disease free ginger/turmeric rhizome of 30-40 g having atleast 2 eyes to be sown in finely tilth bed of 1m width, 15 cm high and of convenient length at a spacing of 30cm between rows and 25 cm between plants.
Large Cardamom	Sowing		<ul style="list-style-type: none"> • Should be sown in Primary nursery bed at 2cm deep and 10 cm apart followed by mulching & regular light irrigation. • The duration of primary nursery being 3-4 months.
Agroforestry			
Toko palm	Nursery		Filling of nursery polybags for raising of takopalm seedlings
Honey Bees			
			<ul style="list-style-type: none"> • Box must be covered with straw/dry leaves to provide warmth
LIVESTOCKS			
Livestock	Stage	Disease	Precautionary Practices to be followed
Pigs	All stages	FMD (high fever and appearance of mucous membrane of the mouth and foot.)	<ul style="list-style-type: none"> • Keep the houses dry and clean. • 1st injection at 6 months of age and 2nd injection at 12 months of age followed by annual vaccination under vet supervision
Poultry	All stages		<ul style="list-style-type: none"> • Give broad-spectrum antihelmintic drugs as per prescribed doses. • Follow 'All in All out' system of rearing and do not rear birds of different age groups together. • Avoid overcrowding. • Provide adequate clean drinking water+electrolyte and multi-vitamins • Vaccination as per the schedule with proper consultation with vet. <ul style="list-style-type: none"> ➤ Day old chick: HVT Marek disease vaccine, 4-7 days: F/Lasota, 14-18 days: Intermediate plus/IBD vaccine, 35 days: F/Lasota, 6-7 weeks: Chicken embryo adopted fowl pox vaccine and 56-70 days: RD R-2B strain. • Remove wet litter/provide artificial heating and light
Fishery			<ul style="list-style-type: none"> • Best time to prepare the culture pond like cleaning aquatic weeds
Cattle	All stages	FMD	<ul style="list-style-type: none"> • 1st injection at 6-8 weeks of age, 2nd injection after 6 months of 1st injection followed by annual vaccination under vet supervision • Separate sick animals • The animal should be washed with lukewarm water added with little potash (KMnO₄) or neem leaves • Long hair near the udder/stomach/back legs should be teamed short.
Mithun		FMD	<ul style="list-style-type: none"> • Polyvalent FMD vaccine with serotype O, A and Asia at 6 months of age and repeat after that 6 months interval by sub-cutaneous route. • Pregnant animals above 7 months of pregnancy should be avoided.
Contact Scientists (ICAR) or State Agril Staff or KVK staff for measures against adverse conditions or call at 03795-226237/226247			

Issued jointly by ICAR-RC for NEH Region, Arunachal Pradesh Centre, Basar and India Meteorological Department
Contact: - IAAS.BASAR@gmail.com, Phone Number: - 03795-226247/37, -96 (Fax)

**Agrometeorological Field Unit
ICAR, BASAR**

कृषि मौसम सलाहकार सेवा पत्रिका

Agro-met Advisory Bulletin

(Period: 14th to 18th April 2017)

ग्रामीण कृषि मौसम सेवा



GRAMIN KRISHI MAUSAM SEWA
(Integrated Agro-Meteorological Advisory Services)



ICAR Research Complex for NEH Region
Arunachal Pradesh Centre, Basar-791101

District: Upper Siang

No: 30/2017/Fri

Dated: 14th April, 2017



Weather summary of the previous week	Weather forecast valid up to 18 th April, 2017
Rainfall = 0.0 mm (Tuting)	Partly cloudy sky with possibility of light/moderate rainfall. Daily maximum and minimum temperature for the following period is predicted to be 28-30°C and 18-19°C respectively. Expected morning and evening relative humidity will be 32-63% and 10-33% respectively. Wind direction is SE & SSE with speed range of 6-13 kmph.
Warning:	• NIL

Weather Based Agro-meteorological Advisories Bulletin

General Recommendations

- Disinfecting the animal/bird sheds with lime powder/bleaching powder/4%NaOH at regular interval is advocated
- Spraying operation should be done only on dry/clear weather
- Go for low cost poly-houses for year round cultivation of vegetables
- Obtain seeds from reputed/certified/reliable source
- Use fertilizers/pesticides as per recommended doses for the location
- Preference must be given on use of organic manures/bio-fertilizers & bio-pesticides
- ICAR Basar recommend poultry variety VANARAJA for backyard rearing

Crop	Stage	Pest/Disease	Precautionary Practices to be followed
FIELD CROPS			
Rice	Nursery/transplantation	Stem borer	<ul style="list-style-type: none"> Rice: Spray Triazophos 40EC @ 4 ml/lit against stem borer in rice nursery as well as in main field. Cut the tips of the leaves before transplanting reduces the population of stem borer as the eggs are laid on that site. It will reduce the carryover of the infestation to the main field. Careful timing of planting can avoid damage; once the tillering stage is over, attack of some insects reduces. Follow clean cultivation, presence of grasses near the rice crop favors build-up of pest population Seedling root dip treatment in 0.02% of Chlorpyrifos 20EC for 12 hours before transplanting protects the crop for 20 to 30 days Avoid closer spacing while transplantation which creates favorable microclimate for pests in the field. Follow wider spacing of 20X15cm.
Pea	Sowing		<ul style="list-style-type: none"> Sowing of pea recommended for higher altitudes with raised bed of 15-20cm Provide proper drainage to already sown crops
Maize	Sowing		<ul style="list-style-type: none"> Sowing of Maize advocated Carry out seed dressing/treatment with Thiram or Carbendazim @ 2g/kg seed before sowing Follow time isolation of at least 15 days for two or more different varieties of maize in Jhum field
<i>Jhum</i> field	Sowing		<ul style="list-style-type: none"> Adopt sowing of leguminous crops like cowpea, frenchbean, soybean etc at 2-3 rows across the slope of jhum field at desirable intervals or ratios with rice to prevent soil erosion and conserve moisture and fertility. Cowpea variety (Kashi Kanchan) and Frenchbean variety (Selection-9) are advocated for intercropping as they are short duration, dwarf and high yielding. Carry out seed dressing/treatment with Thiram or Carbendazim @ 2g/kg seed before sowing
VEGETABLES			
Pre-summer vegetables	Sowing	Nursery insects	<ul style="list-style-type: none"> Sowing of pre-summer vegetables like okra, frenchbean etc advocated, avoid during rainy days. Carry out seed dressing/treatment with Thiram or Carbendazim @ 2g/kg seed before sowing Right time for transplanting the ready seedlings of chili, tomato, capsicum etc. Provide proper drainage to newly transplanted seedlings and follow raised bed for sowing Spray Azadirachtin 1% (10000 PPM) @ 1000-1500 ml in 500 litres water/ha
HORTICULTURAL CROPS			
Citrus	Flowering	Bark eating caterpillar	<ul style="list-style-type: none"> Budding method of propagation (T-budding) to commences in oranges using Rangpur lime as rootstock. Cleaning & smearing of trunk base with Bordeaux paste If flowering begins, avoid spray of insecticides/ pesticides as it may affect pollination process. Spray (Planofix) NAA based growth regulator @2m/5lit water during flowering stage in orange plant to reduce fruit/flower drop For bark eating caterpillar, remove wooden frass and inject Dichlorovos (0.1%) @ 5ml with disposable syringe. Dead wood on the citrus trees should be kept pruned, about 2cm, below the dead portion.
Ginger/Turmeric	Sowing		<ul style="list-style-type: none"> Identify healthy plants for seed rhizomes/ collect better seedlings from ICAR Basar or KVK West Siang/Anjaw

			<ul style="list-style-type: none"> • Keep selected rhizomes for planting material in partial shade for better sprouting. • Mulching materials like forest litters or crop residues should be collected in advance • Land preparation to a fine tilth to be done before sowing during sunny days • Disease free ginger/turmeric rhizome of 30-40 g having atleast 2 eyes to be sown in finely tilth bed of 1m width, 15 cm high and of convenient length at a spacing of 30cm between rows and 25 cm between plants.
Large Cardamom	Sowing		<ul style="list-style-type: none"> • Should be sown in Primary nursery bed at 2cm deep and 10 cm apart followed by mulching & regular light irrigation. • The duration of primary nursery being 3-4 months.
Agroforestry			
Toko palm	Nursery		Filling of nursery polybags for raising of takopalm seedlings
Honey Bees			
Honey bees			<ul style="list-style-type: none"> • Box must be covered with straw/dry leaves to provide warmth • Provide sugar syrup
LIVESTOCKS			
Livestock	Stage	Disease	Precautionary Practices to be followed
Pigs	All stages	FMD (high fever and appearance of mucous membrane of the mouth and foot.)	<ul style="list-style-type: none"> • Animals should be given lukewarm feed and water. • Keep the houses dry and clean. • 1st injection at 6 months of age and 2nd injection at 12 months of age followed by annual vaccination under vet supervision
Poultry	All stages		<ul style="list-style-type: none"> • Provide broad-spectrum antihelminthic drugs under vet supervision and recommended doses. • Follow 'All in All out' system of rearing and do not rear birds of different age groups together. • Avoid overcrowding. • Provide adequate clean drinking water+electrolyte and multi-vitamins • Vaccination as per the schedule with proper consultation with vet. <ul style="list-style-type: none"> ➤ Day old chick: HVT Marek disease vaccine, 4-7 days: F/Lasota, 14-18 days: Intermediate plus/IBD vaccine, 35 days: F/Lasota, 6-7 weeks: Chicken embryo adopted fowl pox vaccine and 56-70 days: RD R-2B strain. • Remove wet litter/provide artificial heating and light
Fishery			<ul style="list-style-type: none"> • Best time to prepare the culture pond like cleaning aquatic weeds
Cattle	All stages	FMD	<ul style="list-style-type: none"> • 1st injection at 6-8 weeks of age, 2nd injection after 6 months of 1st injection followed by annual vaccination under vet supervision • Separate sick animals • The animal should be washed with lukewarm water added with little potash (KMnO₄) or neem leaves • Long hair near the udder/stomach/back legs should be teamed short.
Mithun		FMD	<ul style="list-style-type: none"> • Polyvalent FMD vaccine with serotype O, A and Asia at 6 months of age and repeat after that 6 months interval by sub-cutaneous route. • Pregnant animals above 7 months of pregnancy should be avoided.
Contact Scientists (ICAR) or State Agril Staff or KVK staff for measures against adverse conditions or call at 03795-226237/226247			

Issued jointly by ICAR-RC for NEH Region, Arunachal Pradesh Centre, Basar and India Meteorological Department
Contact: - IAAS.BASAR@gmail.com, Phone Number: - 03795-226247/37, -96 (Fax)

**Agrometeorological Field Unit
ICAR, BASAR**

कृषि मौसम सलाहकार सेवा पत्रिका

Agro-met Advisory Bulletin

(Period: 14th to 18th April 2017)

ग्रामीण कृषि मौसम सेवा



GRAMIN KRISHI MAUSAM SEWA
(Integrated Agro-Meteorological Advisory Services)



भा.क.अनु.प. - पू.प.सं.
ICAR - RCNEH

AMFU, ICAR Research Complex for NEH Region
Arunachal Pradesh Centre, Basar-791101

District: Upper Subansiri

No: 30/2017/Fri

Dated: 14th April, 2017



Weather summary of the previous week	Weather forecast valid up to 18 th April 2017
Rainfall = 0.0 mm (Puchi Geko); Daporjo: 0.0 mm	Variable weather with possibility of light/moderate rainfall on 14th and 16th April in some places. Daily maximum and minimum temperature for the following period is predicted to be 29-31°C and 18-19°C respectively. Expected morning and evening relative humidity will be 50-81% and 16-48% respectively. Expected wind direction is WNW & NW with speed range of 3-8 kmph.
Warning	NIL

Weather Based Agro-meteorological Advisories Bulletin

- **Disinfecting the animal/bird sheds with lime powder/ bleaching powder/ 4%NaOH at regular interval is advocated**
- **Avoid spray of insecticides during flowering stage as it may hinder pollination by honey bees and other insects.**
- **Spraying operation should be done only on dry/clear weather**
- **Go for low cost polyhouses for year round cultivation of vegetables**
- **Obtain seeds from reputed/certified/reliable source**
- **Use fertilizers/pesticides as per recommended doses for the location**
- **Preference must be given on use of organic manures/bio-fertilizers & bio-pesticides**
- **ICAR Basar recommend poultry variety VANARAJA for backyard rearing**

Crop	Stage	Pest/Disease	Precautionary Practices to be followed
FIELD CROPS			
Rice	Nursery/transplantation	Stem borer	<ul style="list-style-type: none"> Rice: Spray Triazophos 40EC @ 4 ml/lit against stem borer in rice nursery as well as in main field. Cut the tips of the leaves before transplanting reduces the population of stem borer as the eggs are laid on that site. It will reduce the carryover of the infestation to the main field. Careful timing of planting can avoid damage; once the tillering stage is over, attack of some insects reduces. Follow clean cultivation, presence of grasses near the rice crop favors build-up of pest population Seedling root dip treatment in 0.02% of Chlorpyrifos 20EC for 12 hours before transplanting protects the crop for 20 to 30 days Avoid closer spacing while transplantation which creates favorable microclimate for pests in the field. Follow wider spacing of 20X15cm.
Maize	Sowing		<ul style="list-style-type: none"> Sowing of Maize advocated Carry out seed dressing/treatment with Thiram or Carbendazim @ 2g/kg seed before sowing Follow time isolation of atleast 15 days for two or more different varieties of maize in Jhum field
Pea	Sowing		<ul style="list-style-type: none"> Sowing of pea recommended for higher altitudes with raised bed of 15-20cm Provide proper drainage to already sown crops
<i>Jhum</i> field	Sowing		<ul style="list-style-type: none"> Adopt sowing of leguminous crops like cowpea, frenchbean, soybean etc at 2-3 rows across the slope of jhum field at desirable intervals or ratios with rice to prevent soil erosion and conserve moisture and fertility. Cowpea variety (Kashi Kanchan) and Frenchbean variety (Selection-9) are advocated for intercropping as they are short duration, dwarf and high yielding. Carry out seed dressing/treatment with Thiram or Carbendazim @ 2g/kg seed before sowing
VEGETABLES			
Cole crops	Nursery		<ul style="list-style-type: none"> Raising nursery can be carried out in higher altitudes/ cold areas
Pre-summer vegetables	Sowing	Nursery insects	<ul style="list-style-type: none"> Sowing of pre-summer vegetables like okra, frenchbean etc advocated Carry out seed dressing/treatment with Thiram or Carbendazim @ 2g/kg seed before sowing Right time for transplanting the ready seedlings of chili, tomato, capsicum etc. Provide proper drainage to newly transplanted seedlings and follow raised bed for sowing Spray Azadirachtin 1% (10000 PPM) @ 1000-1500 ml in 500 litres water/ha
HORTICULTURAL CROPS			
Citrus	Flowering	Bark eating caterpillar	<ul style="list-style-type: none"> Budding method of propagation (T-budding) to commences in oranges using Rangpur lime as rootstock. Cleaning & smearing of trunk base with Bordeaux paste If flowering begins, avoid spray of insecticides/ pesticides as it may affect pollination process. Spray (Planofix) NAA based growth regulator @2m/5lit water during flowering stage in orange plant to reduce fruit/flower drop For bark eating caterpillar, remove wooden frass and inject Dichlorovos (0.1%) @ 5ml with disposable syringe. Dead wood on the citrus trees should be kept pruned, about 2cm, below the dead portion.

Ginger/Turmeric	Sowing		<ul style="list-style-type: none"> Identify healthy plants for seed rhizomes/ collect better seedlings from ICAR Basar or KVK West Siang/Anjaw Keep selected rhizomes for planting material in partial shade for better sprouting. Mulching materials like forest litters or crop residues should be collected in advance Land preparation to a fine tilth to be done before sowing during sunny days Disease free ginger/turmeric rhizome of 30-40 g having atleast 2 eyes to be sown in finely tilth bed of 1m width, 15 cm high and of convenient length at a spacing of 30cm between rows and 25 cm between plants.
Large Cardamom	Sowing		<ul style="list-style-type: none"> Should be sown in Primary nursery bed at 2cm deep and 10 cm apart followed by mulching & regular light irrigation. The duration of primary nursery being 3-4 months.
Banana	Bunching	Cold	<ul style="list-style-type: none"> Timely/regular removal of extra suckers, dry leaves & pseudo-stem
Apple	Vegetative	Wooly aphids	<ul style="list-style-type: none"> Swab the stem with mineral oil against wooly aphid.

Agroforestry

Toko palm	Nursery		Filling of nursery polybags for raising of takopalm seedlings
-----------	---------	--	---

Honey Bees

Honey bees			<ul style="list-style-type: none"> Provide sugar syrup near the box Add insulation and ventilation systems
------------	--	--	--

LIVESTOCKS

Livestock	Stage	Disease	Precautionary Practices to be followed
Cattle	All stages	FMD	<ul style="list-style-type: none"> 1st injection at 6-8 weeks of age, 2nd injection after 6 months of 1st injection followed by annual vaccination under vet supervision Separate sick animals The animal should be washed with lukewarm water added with little potash (KMnO₄) or neem leaves Long hair near the udder/stomach/back legs should be teamed short.
Pigs	All stages	FMD (high fever and appearance of mucous membrane of the mouth and foot.)	<ul style="list-style-type: none"> Provide adequate bedding material (paddy straw, rice husk) to newly born piglets. Animals should be given lukewarm feed and water. All animals should be tethered in a covered shelter. Keep the houses dry and clean. 1st injection at 6 months of age and 2nd injection at 12 months of age followed by annual vaccination under vet supervision
Poultry	All stages		<ul style="list-style-type: none"> Provide broad-spectrum antihelminthic drugs under vet supervision and recommended doses. Follow 'All in All out' system of rearing and do not rear birds of different age groups together. Avoid overcrowding. Provide adequate clean drinking water+electrolyte and multi-vitamins Vaccination as per the schedule with proper consultation with vet. <ul style="list-style-type: none"> ➤ Day old chick: HVT Marek disease vaccine, 4-7 days: F/Lasota, 14-18 days: Intermediate plus/IBD vaccine, 35 days: F/Lasota, 6-7 weeks: Chicken embryo adopted fowl pox vaccine and 56-70 days: RD R-2B strain. Remove wet litter/provide artificial heating and light
Fishery			<ul style="list-style-type: none"> Best time to prepare the culture pond like cleaning aquatic weeds
Cattle	All stages	FMD	<ul style="list-style-type: none"> 1st injection at 6-8 weeks of age, 2nd injection after 6 months of 1st injection followed by annual vaccination under vet supervision
Mithun		FMD	<ul style="list-style-type: none"> Polyvalent FMD vaccine with serotype O, A and Asia at 6 months of age and repeat after that 6 months interval by sub-cutaneous route. Pregnant animals above 7 months of pregnancy should be avoided.

Contact Scientists (ICAR) or State Agril Staff or KVK staff for measures against adverse conditions or call at 03795-226237/226247

Issued jointly by ICAR-RC for NEH Region, Arunachal Pradesh Centre, Basar and India Meteorological Department
Contact: - IAAS.BASAR@gmail.com, Phone Number: - 03795-226247/37, -96 (Fax)

Agrometeorological Field Unit
ICAR, BASAR

कृषि मौसम सलाहकार सेवा पत्रिका

Agro-met Advisory Bulletin

(Period: 14th to 18th April 2017)

ग्रामीण कृषि मौसम सेवा



GRAMIN KRISHI MAUSAM SEWA
(Integrated Agro-Meteorological Advisory Services)



AMFU, ICAR Research Complex for NEH Region
Arunachal Pradesh Centre, Basar-791101

District: West Kameng

No: 30/2017/Fri

Dated: 14th April, 2017



Weather summary of the previous week	Weather forecast valid up to 18 th April 2017
Rainfall = Bomdila: 0.0 mm; Bhalukpong: 2.3 mm	Mostly sunny weather with possibility of light rainfall on 16th April. Daily maximum and minimum temperature for the following period is predicted to be 15-16°C and 5-6°C respectively. Expected morning and evening relative humidity will be 41-65% and 19-36% respectively. Wind direction is S & NE with speed range of 4-11 kmph.
Warning:	• NIL

Weather Based Agro-meteorological Advisories Bulletin

General Recommendations

- **Disinfecting the animal/bird sheds with lime powder/ bleaching powder/ 4%NaOH at regular interval is advocated**
- **Spraying operation should be done only on dry/clear weather**
- **Go for low cost polyhouses for year round cultivation of vegetables**
- **Obtain seeds from reputed/certified/reliable source**
- **Use fertilizers/pesticides as per recommended doses for the location**
- **Preference must be given on use of organic manures/bio-fertilizers & bio-pesticides**
- **ICAR Basar recommend poultry variety VANARAJA for backyard rearing**

Crop	Stage	Pest/Disease	Precautionary Practices to be followed
FIELD CROPS			
Rice	Nursery/transplantation	Stem borer	<ul style="list-style-type: none"> • Rice: Spray Triazophos 40EC @ 4 ml/lit against stem borer in rice nursery as well as in main field. • Cut the tips of the leaves before transplanting reduces the population of stem borer as the eggs are laid on that site. It will reduce the carryover of the infestation to the main field. • Careful timing of planting can avoid damage; once the tillering stage is over, attack of some insects reduces. • Follow clean cultivation, presence of grasses near the rice crop favors build-up of pest population • Seedling root dip treatment in 0.02% of Chlorpyrifos 20EC for 12 hours before transplanting protects the crop for 20 to 30 days • Avoid closer spacing while transplantation which creates favorable microclimate for pests in the field. Follow wider spacing of 20X15cm.
Maize	Sowing		<ul style="list-style-type: none"> • Sowing of Maize advocated • Carry out seed dressing/treatment with Thiram or Carbendazim @ 2g/kg seed before sowing • Follow time isolation of atleast 15 days for two or more different varieties of maize in Jhum field
Pea	Sowing		<ul style="list-style-type: none"> • Sowing of pea recommended for higher altitudes with raised bed of 15-20cm • Provide proper drainage to already sown crops
<i>Jhum</i> field	Sowing		<ul style="list-style-type: none"> • Adopt sowing of leguminous crops like cowpea, frenchbean, soybean etc at 2-3 rows across the slope of jhum field at desirable intervals or ratios with rice to prevent soil erosion and conserve moisture and fertility. • Cowpea variety (Kashi Kanchan) and Frenchbean variety (Selection-9) are advocated for intercropping as they are short duration, dwarf and high yielding. • Carry out seed dressing/treatment with Thiram or Carbendazim @ 2g/kg seed before sowing
VEGETABLES			
Citrus	Flowering	Bark eating caterpillar	<ul style="list-style-type: none"> • Budding method of propagation (T-budding) to commences in oranges using Rangpur lime as rootstock. • Cleaning & smearing of trunk base with Bordeaux paste • If flowering begins, avoid spray of insecticides/ pesticides as it may affect pollination process. • Spray (Planofix) NAA based growth regulator @2m/5lit water during flowering stage in orange plant to reduce fruit/flower drop • For bark eating caterpillar, remove wooden frass and inject Dichlorovos (0.1%) @ 5ml with disposable syringe. • Dead wood on the citrus trees should be kept pruned, about 2cm, below the dead portion.
Ginger/Turmeric	Sowing		<ul style="list-style-type: none"> • Identify healthy plants for seed rhizomes/ collect better seedlings from ICAR Basar or KVK West Siang/Anjaw • Keep selected rhizomes for planting material in partial shade for better sprouting. • Mulching materials like forest litters or crop residues should be collected in advance • Land preparation to a fine tilth to be done before sowing during sunny days • Disease free ginger/turmeric rhizome of 30-40 g having atleast 2 eyes to be sown in finely tilth bed of 1m width, 15 cm high and of convenient length at a spacing of 30cm between rows and 25 cm between plants.

Cole crops	Nursery		<ul style="list-style-type: none"> Raising nursery can be carried out in higher altitudes/ cold areas
Pre-summer vegetables	Sowing	Nursery insects	<ul style="list-style-type: none"> Sowing of pre-summer vegetables like okra, frenchbean etc advocated, avoid during rainy days Carry out seed dressing/treatment with Thiram or Carbendazim @ 2g/kg seed before sowing. Right time for transplanting the ready seedlings of chili, tomato, capsicum etc. Provide proper drainage to newly transplanted seedlings and follow raised bed for sowing Spray Azadirachtin 1% (10000 PPM) @ 1000-1500 ml in 500 litres water/ha
HORTICULTURAL CROPS			
Large Cardamom	Sowing		<ul style="list-style-type: none"> Should be sown in Primary nursery bed at 2cm deep and 10 cm apart followed by mulching & regular light irrigation. The duration of primary nursery being 3-4 months.
Apple	Vegetative	Wooly aphids	<ul style="list-style-type: none"> Swab the stem with mineral oil against wooly aphid.
Honey Bees			
Honey bees			<ul style="list-style-type: none"> Provide sugar syrup near the box Add insulation and ventilation systems
LIVESTOCKS			
Livestock	Stage	Disease	Precautionary Practices to be followed
Cattle	All stages	FMD	<ul style="list-style-type: none"> 1st injection at 6-8 weeks of age, 2nd injection after 6 months of 1st injection followed by annual vaccination under vet supervision Separate sick animals The animal should be washed with lukewarm water added with little potash (KMnO₄) or neem leaves Long hair near the udder/stomach/back legs should be teamed short.
Pigs	All stages	FMD (high fever and appearance of mucous membrane of the mouth and foot.)	<ul style="list-style-type: none"> Animals should be given lukewarm feed and water. Keep the houses dry and clean. 1st injection at 6 months of age and 2nd injection at 12 months of age followed by annual vaccination under vet supervision
Poultry	All stages		<ul style="list-style-type: none"> Follow 'All in All out' system of rearing and do not rear birds of different age groups together. Avoid overcrowding. Provide adequate clean drinking water+electrolyte and multi-vitamins Vaccination as per the schedule with proper consultation with vet. <ul style="list-style-type: none"> ➤ Day old chick: HVT Marek disease vaccine, 4-7 days: F/Lasota, 14-18 days: Intermediate plus/IBD vaccine, 35 days: F/Lasota, 6-7 weeks: Chicken embryo adopted fowl pox vaccine and 56-70 days: RD R-2B strain. Remove wet litter/provide artificial heating and light
Fishery			<ul style="list-style-type: none"> Best time to prepare the culture pond like cleaning aquatic weeds
Mithun		FMD	<ul style="list-style-type: none"> Polyvalent FMD vaccine with serotype O, A and Asia at 6 months of age and repeat after that 6 months interval by sub-cutaneous route. Pregnant animals above 7 months of pregnancy should be avoided.
Contact Scientists (ICAR) or State Agril Staff or KVK staff for measures against adverse conditions or call at 03795-226237/226247			

Issued jointly by ICAR-RC for NEH Region, Arunachal Pradesh Centre, Basar and India Meteorological Department
Contact: - IAAS.BASAR@gmail.com, Phone Number: - 03795-226247/37, -96 (Fax)

**Agrometeorological Field Unit
ICAR, BASAR**

कृषि मौसम सलाहकार सेवा पत्रिका Agro-met Advisory Bulletin

(Period: 14th to 18th April 2017)

ग्रामीण कृषि मौसम सेवा



GRAMIN KRISHI MAUSAM SEWA
(Integrated Agro-Meteorological Advisory Services)



AMFU, ICAR Research Complex for NEH Region
Arunachal Pradesh Centre, Basar-791101

District: West Siang

No: 30/2017/Fri

Dated: 14th April, 2017



Basar: Latitude: 27°59.53/Longitude: 94.41.269/Altitude: 616 amsl

Weather summary of the previous week	Weather forecast valid up to 18 th April 2017
Rainfall = 0.2 mm. T. Max: 29.5°C, T. Min: 11.4°C, RH: 36-95%, Wind Speed: 5-6 kmph, Wind Direction: WSW	Variable weather with possibility of light rainfall in few places on 14th & 16th April. Daily maximum and minimum temperature for the following period is predicted to be 30-31°C and 18-19°C respectively. Expected morning and evening relative humidity will be 50-75% and 16-45% respectively. Wind direction is W & WNW with speed range of 4-7 kmph.
Warning:	• NIL

Weather Based Agro-meteorological Advisories Bulletin

General Recommendations

- Disinfecting the animal/bird sheds with lime powder/ bleaching powder/ 4%NaOH at regular interval is advocated
- Go for low cost polyhouses for year round cultivation of vegetables
- Obtain seeds from reputed/certified/reliable source
- Use fertilizers/pesticides as per recommended doses for the location
- Preference must be given on use of organic manures/bio-fertilizers & bio-pesticides
- ICAR Basar recommend poultry variety VANARAJA for backyard rearing

Crop	Stage	Pest/Disease	Precautionary Practices to be followed
FIELD CROPS			
Rice	Nursery/transplantation	Stem borer	<ul style="list-style-type: none"> Rice: Spray Triazophos 40EC @ 4 ml/lit against stem borer in rice nursery as well as in main field. Cut the tips of the leaves before transplanting reduces the population of stem borer as the eggs are laid on that site. It will reduce the carryover of the infestation to the main field. Careful timing of planting can avoid damage; once the tillering stage is over, attack of some insects reduces. Follow clean cultivation, presence of grasses near the rice crop favors build-up of pest population Seedling root dip treatment in 0.02% of Chlorpyrifos 20EC for 12 hours before transplanting protects the crop for 20 to 30 days Avoid closer spacing while transplantation which creates favorable microclimate for pests in the field. Follow wider spacing of 20X15cm.
Pea	Sowing		<ul style="list-style-type: none"> Sowing of pea recommended for higher altitudes with raised bed of 15-20cm Provide proper drainage to already sown crops
Maize	Sowing		<ul style="list-style-type: none"> Sowing of Maize advocated Carry out seed dressing/treatment with Thiram or Carbendazim @ 2g/kg seed before sowing Follow time isolation of at least 15 days for two or more different varieties of maize in Jhum field
<i>Jhum</i> field	Sowing		<ul style="list-style-type: none"> Adopt sowing of leguminous crops like cowpea, frenchbean, soybean etc at 2-3 rows across the slope of jhum field at desirable intervals or ratios with rice to prevent soil erosion and conserve moisture and fertility. Cowpea variety (Kashi Kanchan) and Frenchbean variety (Selection-9) are advocated for intercropping as they are short duration, dwarf and high yielding. Carry out seed dressing/treatment with Thiram or Carbendazim @ 2g/kg seed before sowing
VEGETABLES			
Cole crops	Nursery		<ul style="list-style-type: none"> Raising nursery can be carried out in higher altitudes/ cold areas
Tomato	Vegetative/Nursery		<ul style="list-style-type: none"> Cover the crop with polyethene/cloths to protect from frost/rain Nursery raising under protected cultivation
Pre-summer vegetables	Sowing	Nursery insects	<ul style="list-style-type: none"> Sowing of pre-summer vegetables like okra, frenchbean etc advocated Carry out seed dressing/treatment with Thiram or Carbendazim @ 2g/kg seed before sowing Right time for transplanting the ready seedlings of chili, tomato, capsicum etc. Provide proper drainage to newly transplanted seedlings and follow raised bed for sowing Spray Azadirachtin 1% (10000 PPM) @ 1000-1500 ml in 500 litres water/ha against nursery insects
HORTICULTURAL CROPS			
Citrus	Flowering	Bark eating caterpillar	<ul style="list-style-type: none"> Budding method of propagation (T-budding) to commence in oranges using Rangpur lime as rootstock. Cleaning & smearing of trunk base with Bordeaux paste If flowering begins, avoid spray of insecticides/ pesticides as it may affect pollination process. Spray (Planofix) NAA based growth regulator @2m/5lit water during flowering stage in orange plant to reduce fruit/flower drop

			<ul style="list-style-type: none"> • For bark eating caterpillar, remove wooden frass and inject Dichlorovos (0.1%) @ 5ml with disposable syringe. • Dead wood on the citrus trees should be kept pruned, about 2cm, below the dead portion.
Ginger/Turmeric	Sowing		<ul style="list-style-type: none"> • Identify healthy plants for seed rhizomes/ collect better seedlings from ICAR Basar or KVK West Siang/Anjaw • Keep selected rhizomes for planting material in partial shade for better sprouting. • Mulching materials like forest litters or crop residues should be collected in advance • Land preparation to a fine tilth to be done before sowing during sunny days • Disease free ginger/turmeric rhizome of 30-40 g having atleast 2 eyes to be sown in finely tilth bed of 1m width, 15 cm high and of convenient length at a spacing of 30cm between rows and 25 cm between plants.
Large Cardamom	Sowing		<ul style="list-style-type: none"> • Should be sown in Primary nursery bed at 2cm deep and 10 cm apart followed by mulching & regular light irrigation. • The duration of primary nursery being 3-4 months.
Apple	Vegetative	Wooly aphids	<ul style="list-style-type: none"> • Swab the stem with mineral oil against wooly aphid.
Honey Bees			
Honey bees			<ul style="list-style-type: none"> • Box must be covered with straw/dry leaves to provide warmth • Provide sugar syrup
Agroforestry			
Toko palm	Nursery		<ul style="list-style-type: none"> • Filling of nursery polybags for raising of takopalm seedlings
LIVESTOCKS			
Livestock	Stage	Disease	Precautionary Practices to be followed
Cattle	All stages	FMD	<ul style="list-style-type: none"> • 1st injection at 6-8 weeks of age, 2nd injection after 6 months of 1st injection followed by annual vaccination under vet supervision • Separate sick animals • The animal should be washed with lukewarm water added with little potash (KMnO₄) or neem leaves • Long hair near the udder/stomach/back legs should be teamed short.
Pigs	All stages	FMD (high fever and appearance of mucous membrane of the mouth and foot.)	<ul style="list-style-type: none"> • Provide adequate bedding material (paddy straw, rice husk) to newly born piglets. • Animals should be given lukewarm feed and water. • Keep the houses dry and clean. • 1st injection at 6 months of age and 2nd injection at 12 months of age followed by annual vaccination under vet supervision
Poultry	All stages		<ul style="list-style-type: none"> • Give broad-spectrum antihelmintic drugs as per prescribed doses. • Follow 'All in All out' system of rearing and do not rear birds of different age groups together. • Avoid overcrowding. • Provide adequate clean drinking water+electrolyte and multi-vitamins • Vaccination as per the schedule with proper consultation with vet. <ul style="list-style-type: none"> ➤ Day old chick: HVT Marek disease vaccine, 4-7 days: F/Lasota, 14-18 days: Intermediate plus/IBD vaccine, 35 days: F/Lasota, 6-7 weeks: Chicken embryo adopted fowl pox vaccine and 56-70 days: RD R-2B strain. • Remove wet litter/provide artificial heating and light
Fishery			<ul style="list-style-type: none"> • Best time to prepare the culture pond like cleaning aquatic weeds
Mithun		FMD	<ul style="list-style-type: none"> • Polyvalent FMD vaccine with serotype O, A and Asia at 6 months of age and repeat after that 6 months interval by sub-cutaneous route. • Pregnant animals above 7 months of pregnancy should be avoided.

Contact Scientists (ICAR) or State Agril Staff or KVK staff for measures against adverse conditions or call at 03795-226237/226247

Issued jointly by ICAR-RC for NEH Region, Arunachal Pradesh Centre, Basar and India Meteorological Department
Contact: - IAAS.BASAR@gmail.com, Phone Number: - 03795-226247/37, -96 (Fax)

कृषि मौसम सलाहकार सेवा पत्रिका

Agro-met Advisory Bulletin

(Period: 14th to 18th April 2017)

ग्रामीण कृषि मौसम सेवा



GRAMIN KRISHI MAUSAM SEWA
(Integrated Agro-Meteorological Advisory Services)

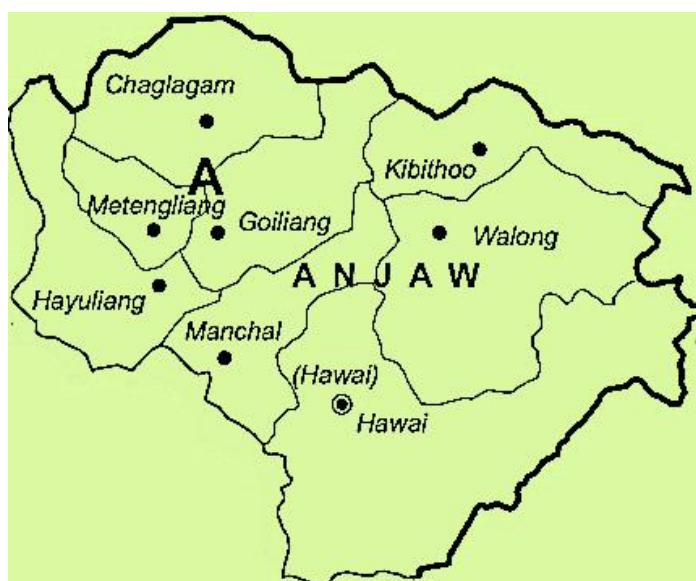


AMFU, ICAR Research Complex for NEH Region
Arunachal Pradesh Centre, Basar-791101

District: Anjaw

No: 30/2017/Fri

Dated: 14th April, 2017



Hawai: Latitude: 28.2179994/ Longitude: 94.7277528/Altitude: 1296 m amsl

Weather summary of the previous week	Weather forecast valid up to 18 th April 2017
No weather summary available	Mostly sunny with no possibility of rainfall. Daily maximum and minimum temperature for the following period is predicted to be 26-29-35°C and 17-20°C respectively. Expected morning and evening relative humidity will be 59-77% and 19-30% respectively. Wind will blow mostly from E & NE at a speed range of 8-13 kmph.
Warning:	• NIL

Weather Based Agro-meteorological Advisories Bulletin

General Recommendations

- **Spraying operation should be done only on dry/clear weather**
- **Obtain seeds from reputed/certified/reliable source**
- **Use fertilizers/pesticides as per recommended doses for the location**
- **Preference must be given on use of organic manures/bio-fertilizers & bio-pesticides**
- **Warning: Spraying of DDT in crops is lethal**

Crop	Stage	Pest/Disease	Precautionary Practices to be followed
FIELD CROPS			
Rice	Nursery/transplantation	Stem borer	<ul style="list-style-type: none"> • Rice: Spray Triazophos 40EC @ 4 ml/lit against stem borer in rice nursery as well as in main field. • Cut the tips of the leaves before transplanting reduces the population of stem borer as the eggs are laid on that site. It will reduce the carryover of the infestation to the main field. • Careful timing of planting can avoid damage; once the tillering stage is over, attack of some insects reduces. • Follow clean cultivation, presence of grasses near the rice crop favors build-up of pest population • Seedling root dip treatment in 0.02% of Chlorpyrifos 20EC for 12 hours before transplanting protects the crop for 20 to 30 days • Avoid closer spacing while transplantation which creates favorable microclimate for pests in the field. Follow wider spacing of 20X15cm.
Pea	Sowing		<ul style="list-style-type: none"> • Sowing of pea recommended for higher altitudes with raised bed of 15-20cm • Provide proper drainage to already sown crops
Maize	Sowing		<ul style="list-style-type: none"> • Sowing of Maize advocated • Carry out seed dressing/treatment with Thiram or Carbendazim @ 2g/kg seed before sowing • Follow time isolation of atleast 15 days for two or more different varieties of maize in Jhum field
<i>Jhum</i> field	Sowing		<ul style="list-style-type: none"> • Adopt sowing of leguminous crops like cowpea, frenchbean, soybean etc at 2-3 rows across the slope of jhum field at desirable intervals or ratios with rice to prevent soil erosion and conserve moisture and fertility. • Carry out seed dressing/treatment with Thiram or Carbendazim @ 2g/kg seed before sowing. • Cowpea variety (Kashi Kanchan) and Frenchbean variety (Selection-9) are advocated for intercropping as they are short duration, dwarf and high yielding.
VEGETABLES			
Cole crops	Nursery		<ul style="list-style-type: none"> • Raising nursery can be carried out in higher altitudes/ cold areas
Tomato	Vegetative/Nursery	Nursery insects	<ul style="list-style-type: none"> • Nursery raising under protected cultivation • Spray Azadirachtin 1% (10000 PPM) @ 1000-1500 ml in 500 litres water/ha • Right time for transplanting the ready seedlings from nursery
Pre-summer vegetables	Sowing	Nursery insects	<ul style="list-style-type: none"> • Right time for transplanting the ready seedlings of chili, tomato, capsicum etc. • Provide proper drainage to newly transplanted seedlings and follow raised bed for sowing • Spray Azadirachtin 1% (10000 PPM) @ 1000-1500 ml in 500 litres water/ha against nursery insects
HORTICULTURAL CROPS			
Ginger/Turmeric	Sowing		<ul style="list-style-type: none"> • Disease free ginger/turmeric rhizomes of 30-40g having atleast 2 eyes to be sown in finely tilled bed of 1 meter width, 15 cm high and of convenient length at a spacing of 30 cm between rows and 25cm between plants.
Citrus	Flowering	Bark eating caterpillar	<ul style="list-style-type: none"> • Budding method of propagation (T-budding) to commence in oranges using Rangpur lime as rootstock. • Cleaning & smearing of trunk base with Bordeaux paste • If flowering begins, avoid spray of insecticides/ pesticides as it may affect pollination process. • Spray (Planofix) NAA based growth regulator @2m/5lit water

			<p>during flowering stage in orange plant to reduce fruit/flower drop</p> <ul style="list-style-type: none"> • For bark eating caterpillar, remove wooden frass and inject Dichlorovos (0.1%) @ 5ml with disposable syringe. • Dead wood on the citrus trees should be kept pruned, about 2cm, below the dead portion.
Large Cardamom	Sowing		<ul style="list-style-type: none"> • Should be sown in Primary nursery bed at 2cm deep and 10 cm apart followed by mulching & regular light irrigation. • The duration of primary nursery being 3-4 months.
Apple	Vegetative	Woolly aphids	<ul style="list-style-type: none"> • On clear/dry day, swab the stem with mineral oil against woolly aphid.
AGROFORESTRY			
Toko palm	Nursery		<ul style="list-style-type: none"> • Filling of nursery polybags for raising of takopalm seedlings
LIVESTOCKS			
Livestock	Stage	Disease	Precautionary Practices to be followed
Pigs	All stages	FMD (high fever and appearance of mucous membrane of the mouth and foot.)	<ul style="list-style-type: none"> • Animals should be given lukewarm feed and water. • Keep the houses dry and clean. • 1st injection at 6 months of age and 2nd injection at 12 months of age followed by annual vaccination under vet supervision against FMD
Poultry	All stages		<ul style="list-style-type: none"> • Follow 'All in All out' system of rearing and do not rear birds of different age groups together. • Avoid overcrowding. • Provide broad-spectrum antihelminthic drugs under vet supervision and recommended doses. • Provide adequate clean drinking water+electrolyte and multi-vitamins • Vaccination as per the schedule with proper consultation with vet. <ul style="list-style-type: none"> ➤ Day old chick: HVT Marek disease vaccine, 4-7 days: F/Lasota, 14-18 days: Intermediate plus/IBD vaccine, 35 days: F/Lasota, 6-7 weeks: Chicken embryo adopted fowl pox vaccine and 56-70 days: RD R-2B strain. • Remove wet litter
Fishery			<ul style="list-style-type: none"> • Best time to prepare the culture pond like cleaning aquatic weeds
Cattle	All stages	FMD	<ul style="list-style-type: none"> • 1st injection at 6-8 weeks of age, 2nd injection after 6 months of 1st injection followed by annual vaccination under vet supervision • Separate sick animals • The animal should be washed with lukewarm water added with little potash (KMnO₄) or neem leaves • Long hair near the udder/stomach/back legs should be teamed short.
Mithun		FMD	<ul style="list-style-type: none"> • Polyvalent FMD vaccine with serotype O, A and Asia at 6 months of age and repeat after that 6 months interval by sub-cutaneous route. Pregnant animals above 7 months of pregnancy should be avoided from vaccination.
Contact Scientists (ICAR) or State Agril Staff or KVK staff for measures against adverse conditions or call at 03795-226237/226247			

Issued jointly by ICAR-RC for NEH Region, Arunachal Pradesh Centre, Basar and India Meteorological Department
Contact: - IAAS.BASAR@gmail.com, Phone Number: - 03795-226247/37, -96 (Fax)

कृषि मौसम सलाहकार सेवा पत्रिका

Agro-met Advisory Bulletin

(Period: 14th to 18th April 2017)

ग्रामीण कृषि मौसम सेवा



GRAMIN KRISHI MAUSAM SEWA
(Integrated Agro-Meteorological Advisory Services)

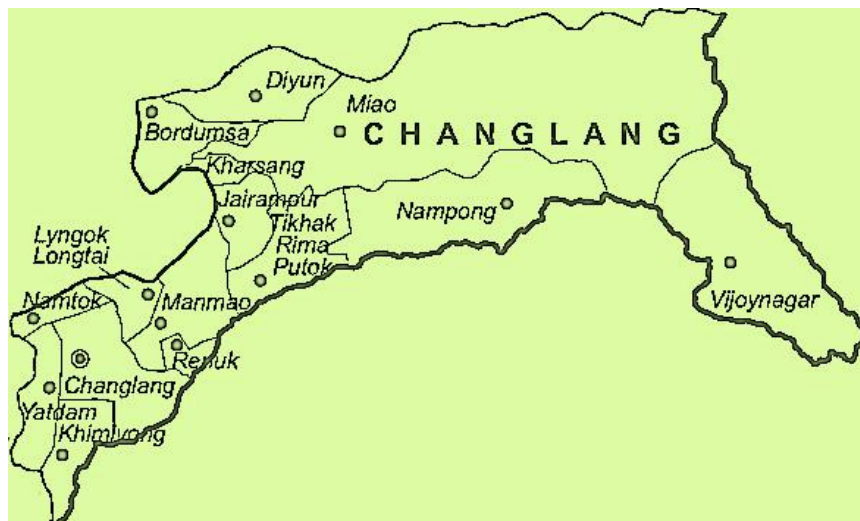


AMFU, ICAR Research Complex for NEH Region
Arunachal Pradesh Centre, Basar-791101

District: Changlang

No: 30/2017/Fri

Dated: 14th April, 2017



Changlang (HQ): Latitude: 27.1305856/Longitude: 95.7342373/Altitude: 580 masl

Weather summary of the previous week	Weather forecast valid up to 18 th April 2017
Rainfall = Changlang: 0.0 mm Miao: 1.4 mm	Mostly sunny weather forecasted with light rainfall on 16th April. Daily maximum and minimum temperature for the following period is predicted to be 30-32°C and 19-21°C respectively. Expected morning and evening relative humidity will be 62-74% and 22-32% respectively. Wind direction is SE & E with speed range of 6 kmph.
Warning	NIL

Weather Based Agro-meteorological Advisories Bulletin

General Recommendations

- **Spraying operation should be done only on dry/clear weather**
- **Go for low cost polyhouses for year round cultivation of vegetables**
- **Obtain seeds from reputed/certified/reliable source**
- **Use fertilizers/pesticides as per recommended doses for the location**
- **Preference must be given on use of organic manures/bio-fertilizers & bio-pesticides**
- **ICAR Basar recommend poultry variety VANARAJA for backyard rearing**

Crop	Stage	Pest/Disease	Precautionary Practices to be followed
FIELD CROPS			
Rice	Nursery/transplantation	Stem borer	<ul style="list-style-type: none"> Rice: Spray Triazophos 40EC @ 4 ml/lit against stem borer in rice nursery as well as in main field. Cut the tips of the leaves before transplanting reduces the population of stem borer as the eggs are laid on that site. It will reduce the carryover of the infestation to the main field. Careful timing of planting can avoid damage; once the tillering stage is over, attack of some insects reduces. Follow clean cultivation, presence of grasses near the rice crop favors build-up of pest population Seedling root dip treatment in 0.02% of Chlorpyrifos 20EC for 12 hours before transplanting protects the crop for 20 to 30 days Avoid closer spacing while transplantation which creates favorable microclimate for pests in the field. Follow wider spacing of 20X15cm.
Maize	Sowing		<ul style="list-style-type: none"> Sowing of maize in higher altitudes advocated in raised bed Carry out seed dressing/treatment with Thiram or Carbendazim @ 2g/kg seed before sowing
VEGETABLES			
Pre-summer vegetables	Sowing		<ul style="list-style-type: none"> Right time for transplanting the ready seedlings of chili, tomato, capsicum etc. Provide proper drainage to newly transplanted seedlings and follow raised bed of 15-20cm for sowing
HORTICULTURAL CROPS			
Citrus	Flowering	Bark eating caterpillar	<ul style="list-style-type: none"> Budding method of propagation (T-budding) to commences in oranges using Rangpur lime as rootstock. Cleaning & smearing of trunk base with Bordeaux paste If flowering begins, avoid spray of insecticides/ pesticides as it may affect pollination process. Spray (Planofix) NAA based growth regulator @2m/5lit water during flowering stage in orange plant to reduce fruit/flower drop For bark eating caterpillar, remove wooden frass and inject Dichlorovos (0.1%) @ 5ml with disposable syringe. Dead wood on the citrus trees should be kept pruned, about 2cm, below the dead portion.
Ginger/Turmeric	Sowing		<ul style="list-style-type: none"> Disease free ginger/turmeric rhizomes of 30-40g having atleast 2 eyes to be sown in finely tilled bed of 1 meter width, 15 cm high and of convenient length at a spacing of 30 cm between rows and 25cm between plants.
Large Cardamom	Sowing		<ul style="list-style-type: none"> Should be sown in Primary nursery bed at 2cm deep and 10 cm apart followed by mulching & regular light irrigation. The duration of primary nursery being 3-4 months.
Honey Bees			
Honey bees			<ul style="list-style-type: none"> Box must be covered with straw/dry leaves to provide warmth Provide sugar syrup
LIVESTOCKS			
Livestock	Stage	Disease	Precautionary Practices to be followed
Pigs	All stages	FMD (high fever and appearance of mucous membrane of the mouth and foot.)	<ul style="list-style-type: none"> Animals should be given lukewarm feed and water. Keep the houses dry and clean. 1st injection at 6 months of age and 2nd injection at 12 months of age followed by annual vaccination under vet supervision
Poultry	All stages		<ul style="list-style-type: none"> Follow 'All in All out' system of rearing and do not rear birds of different age groups together. Avoid overcrowding. Provide adequate clean drinking water+electrolyte and multi-vitamins

			<ul style="list-style-type: none"> • Vaccination as per the schedule with proper consultation with vet. <ul style="list-style-type: none"> ➤ Day old chick: HVT Marek disease vaccine, 4-7 days: F/Lasota, 14-18 days: Intermediate plus/IBD vaccine, 35 days: F/Lasota, 6-7 weeks: Chicken embryo adopted fowl pox vaccine and 56-70 days: RD R-2B strain. • Remove wet litter/provide artificial heating and light
Fishery			<ul style="list-style-type: none"> • Best time to prepare the culture pond like cleaning aquatic weeds
Cattle	All stages	FMD	<ul style="list-style-type: none"> • 1st injection at 6-8 weeks of age, 2nd injection after 6 months of 1st injection followed by annual vaccination under vet supervision
Contact Scientists (ICAR) or State Agril Staff or KVK staff for measures against adverse conditions or call at 03795-226237/226247			

Issued jointly by ICAR-RC for NEH Region, Arunachal Pradesh Centre, Basar and India Meteorological Department
Contact: - IAAS.BASAR@gmail.com, Phone Number: - 03795-226247/37, -96 (Fax)

Agrometeorological Field Unit
ICAR, BASAR

कृषि मौसम सलाहकार सेवा पत्रिका

Agro-met Advisory Bulletin

(Period: 14th to 18th April 2017)

ग्रामीण कृषि मौसम सेवा



GRAMIN KRISHI MAUSAM SEWA
(Integrated Agro-Meteorological Advisory Services)

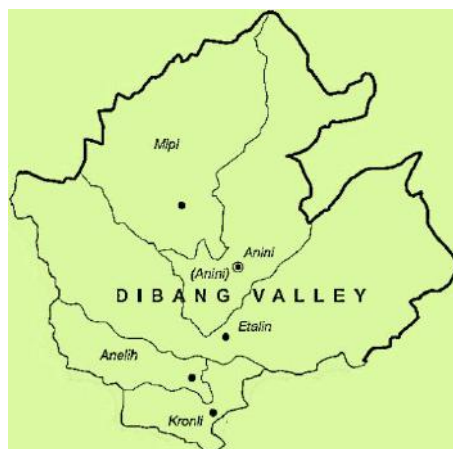


AMFU, ICAR Research Complex for NEH Region
Arunachal Pradesh Centre, Basar-791101

District: Dibang Valley

No: 30/2017/Fri

Dated: 14th April, 2017



Anini: Latitude: 28.2179994/Longitude: 94.7277528/Altitude: 1968 masl

Weather summary of the previous week	Weather forecast valid up to 18 th April, 2017
Rainfall = 21.0 mm (Anini)	Mostly sunny weather with possibility of light rainfall on 14 th & 16 th April. Daily maximum and minimum temperature for the following period is predicted to be 15-17°C and 9-10°C respectively. Expected morning and evening relative humidity will be 39-72% and 13-32% respectively. Wind direction is E & ENE with speed range of 7-12 kmph.
Warning:	• NIL

Weather Based Agro-meteorological Advisories Bulletin

General recommendations

- Disinfecting the animal/bird sheds with lime powder/ bleaching powder/ 4%NaOH at regular interval is advocated
- Go for spray operation only on dry/clear weather.
- Go for low cost polyhouses for year round cultivation of vegetables
- Obtain seeds from reputed/certified/reliable source
- Use fertilizers/pesticides as per recommended doses for the location
- Preference must be given on use of organic manures/bio-fertilizers & bio-pesticides
- ICAR Basar recommend poultry variety VANARAJA for backyard rearing

Crop	Stage	Pest/Disease	Precautionary Practices to be followed
FIELD CROPS			
Maize	Sowing		<ul style="list-style-type: none"> Sowing of Maize advocated Carry out seed dressing/treatment with Thiram or Carbendazim @ 2g/kg seed before sowing Follow time isolation of atleast 15 days for two or more different varieties of maize in Jhum field
Rice	Nursery/transplantation	Stem borer	<ul style="list-style-type: none"> Rice: Spray Triazophos 40EC @ 4 ml/lit against stem borer in rice nursery as well as in main field. Cut the tips of the leaves before transplanting reduces the population of stem borer as the eggs are laid on that site. It will reduce the carryover of the infestation to the main field. Careful timing of planting can avoid damage; once the tillering stage is over, attack of some insects reduces. Follow clean cultivation, presence of grasses near the rice crop favors build-up of pest population Seedling root dip treatment in 0.02% of Chlorpyrifos 20EC for 12 hours before transplanting protects the crop for 20 to 30 days Avoid closer spacing while transplantation which creates favorable microclimate for pests in the field. Follow wider spacing of 20X15cm.
Jhum field	Sowing		<ul style="list-style-type: none"> Adopt sowing of leguminous crops like cowpea, frenchbean, soybean etc at 2-3 rows across the slope of jhum field at desirable intervals or ratios with rice to prevent soil erosion and conserve moisture and fertility. Carry out seed dressing/treatment with Thiram or Carbendazim @ 2g/kg seed before sowing Cowpea variety (Kashi Kanchan) and Frenchbean variety (Selection-9) are advocated for intercropping as they are short duration, dwarf and high yielding.
VEGETABLES			
Cole crops	Nursery		<ul style="list-style-type: none"> Raising nursery can be carried out in higher altitudes/ cold areas Carry out seed dressing/treatment with Thiram or Carbendazim @ 2g/kg seed before sowing
Pre-summer vegetables	Sowing		<ul style="list-style-type: none"> Avoid sowing of pre-summer vegetables like okra, frenchbean etc as the germination percentage will be very low Right time for transplanting the ready seedlings of chili, tomato, capsicum etc. Provide proper drainage to newly transplanted seedlings and follow raised bed for sowing
HORTICULTURAL CROPS			
Ginger/Turmeric	Sowing		<ul style="list-style-type: none"> Disease free ginger/turmeric rhizomes of 30-40g having atleast 2 eyes to be sown in finely tilled bed of 1 meter width, 15 cm high and of convenient length at a spacing of 30 cm between rows and 25cm between plants.
Citrus	Flowering	Bark eating caterpillar	<ul style="list-style-type: none"> Budding method of propagation (T-budding) commences in oranges using Rangpur lime as rootstock. Cleaning & smearing of trunk base with Bordeaux paste If flowering begins, avoid spray of insecticides/ pesticides as it may affect pollination process. Spray (Planofix) NAA based growth regulator @2m/5lit water during flowering stage in orange plant to reduce fruit/flower drop For bark eating caterpillar, remove wooden frass and inject Dichlorovos (0.1%) @ 5ml with disposable syringe. Dead wood on the citrus trees should be kept pruned, about 2cm, below the dead portion.

Large Cardamom	Sowing		<ul style="list-style-type: none"> • Should be sown in Primary nursery bed at 2cm deep and 10 cm apart followed by mulching & regular light irrigation. • The duration of primary nursery being 3-4 months.
Apple	Vegetative	Wooly aphids	<ul style="list-style-type: none"> • Swab the stem with mineral oil against wooly aphid.
Agroforestry			
Toko palm	Nursery		Filling of nursery polybags for raising of takopalm seedlings
Honey Bees			
Honey bees			<ul style="list-style-type: none"> • In case of rain provide sugar syrup
LIVESTOCKS			
Livestock	Stage	Disease	Precautionary Practices to be followed
Pigs	All stages	FMD (high fever and appearance of mucous membrane of the mouth and foot.)	<ul style="list-style-type: none"> • Animals should be given lukewarm feed and water. • Keep the houses dry and clean. • 1st injection at 6 months of age and 2nd injection at 12 months of age followed by annual vaccination under vet supervision
Poultry	All stages		<ul style="list-style-type: none"> • Follow 'All in All out' system of rearing and do not rear birds of different age groups together. • Avoid overcrowding. • Provide adequate clean drinking water+electrolyte and multi-vitamins • Vaccination as per the schedule with proper consultation with vet. <ul style="list-style-type: none"> ➤ Day old chick: HVT Marek disease vaccine, 4-7 days: F/Lasota, 14-18 days: Intermediate plus/IBD vaccine, 35 days: F/Lasota, 6-7 weeks: Chicken embryo adopted fowl pox vaccine and 56-70 days: RD R-2B strain. • Remove wet litter/provide artificial heating and light
Fishery			<ul style="list-style-type: none"> • Best time to prepare the culture pond like cleaning aquatic weeds
Cattle	All stages	FMD	<ul style="list-style-type: none"> • 1st injection at 6-8 weeks of age, 2nd injection after 6 months of 1st injection followed by annual vaccination under vet supervision
Mithun		FMD	<ul style="list-style-type: none"> • Polyvalent FMD vaccine with serotype O, A and Asia at 6 months of age and repeat after that 6 months interval by sub-cutaneous route. • Pregnant animals above 7 months of pregnancy should be avoided.
Contact Scientists (ICAR) or State Agril Staff or KVK staff for measures against adverse conditions or call at 03795-226237/226247			

Issued jointly by ICAR-RC for NEH Region, Arunachal Pradesh Centre, Basar and India Meteorological Department
Contact: - IAAS.BASAR@gmail.com, Phone Number: - 03795-226247/37, -96 (Fax)

**Agrometeorological Field Unit
ICAR. BASAR**

कृषि मौसम सलाहकार सेवा पत्रिका

Agro-met Advisory Bulletin

(Period: 14th to 18th April 2017)

ग्रामीण कृषि मौसम सेवा



GRAMIN KRISHI MAUSAM SEWA

(Integrated Agro-Meteorological Advisory Services)



भा.क.अ.पु. - पू.प.सं.
ICAR - RCNEH

AMFU, ICAR Research Complex for NEH Region
Arunachal Pradesh Centre, Basar-791101

District: East Kameng

No: 30/2017/Fri

Dated: 14th April, 2017



Weather summary of the previous week	Weather forecast valid up to 18 th April 2017
Rainfall = 0.0 mm	Mostly sunny with possibility of light rainfall on 14 th & 16 th April in few places. Daily maximum and minimum temperature for the following period is predicted to be 28-29°C and 16-18°C respectively. Expected morning and evening relative humidity will be 44-70% and 18-41% respectively. Expected wind direction is ESE with speed range of 4-11 kmph.
Warning:	• NIL

Weather Based Agro-meteorological Advisories Bulletin

General Recommendations

- Go for low cost polyhouses for year round cultivation of vegetables
- Obtain seeds from reputed/certified/reliable source
- Use fertilizers/pesticides as per recommended doses for the location
- Preference must be given on use of organic manures/bio-fertilizers & bio-pesticides
- ICAR Basar recommend poultry variety VANARAJA for backyard rearing
- Disinfecting the animal/bird sheds with lime powder/ bleaching powder/ 4%NaOH at regular interval is advocated

Crop	Stage	Pest/Disease	Precautionary Practices to be followed
FIELD CROPS			
Rice	Nursery/transplantation	Stem borer	<ul style="list-style-type: none"> Rice: Spray Triazophos 40EC @ 4 ml/lit against stem borer in rice nursery as well as in main field. Cut the tips of the leaves before transplanting reduces the population of stem borer as the eggs are laid on that site. It will reduce the carryover of the infestation to the main field. Careful timing of planting can avoid damage; once the tillering stage is over, attack of some insects reduces. Follow clean cultivation, presence of grasses near the rice crop favors build-up of pest population Seedling root dip treatment in 0.02% of Chlorpyrifos 20EC for 12 hours before transplanting protects the crop for 20 to 30 days Avoid closer spacing while transplantation which creates favorable microclimate for pests in the field. Follow wider spacing of 20X15cm.
Maize	Sowing		<ul style="list-style-type: none"> Sowing of Maize advocated Carry out seed dressing/treatment with Thiram or Carbendazim @ 2g/kg seed before sowing Follow time isolation of atleast 15 days for two or more different varieties of maize in Jhum field
<i>Jhum</i> field	Sowing		<ul style="list-style-type: none"> Adopt sowing of leguminous crops like cowpea, frenchbean, soybean etc at 2-3 rows across the slope of jhum field at desirable intervals or ratios with rice to prevent soil erosion and conserve moisture and fertility. Cowpea variety (Kashi Kanchan) and Frenchbean variety (Selection-9) are advocated for intercropping as they are short duration, dwarf and high yielding. Carry out seed dressing/treatment with Thiram or Carbendazim @ 2g/kg seed before sowing
Pea	Sowing		<ul style="list-style-type: none"> Sowing of pea can be done in higher altitudes Sowing should be done in raised bed of 15-20cm Carry out seed dressing/treatment with Thiram or Carbendazim @ 2g/kg seed before sowing
VEGETABLES			
Cole crops	Nursery		<ul style="list-style-type: none"> Raising nursery can be carried out in higher altitudes/ cold areas
Tomato	Vegetative/Nursery	Nursery insects	<ul style="list-style-type: none"> Cover the crop with polyethene/cloths to protect from frost/rain Nursery raising under protected cultivation Spray Azadirachtin 1% (10000 PPM) @ 1000-1500 ml in 500 litres water/ha against nursery insects
Pre-summer vegetables	Sowing		<ul style="list-style-type: none"> Sowing of pre-summer vegetables like okra, frenchbean can be done Right time for transplanting the ready seedlings of chili, tomato, capsicum etc. Provide drainage to newly transplanted seedlings
HORTICULTURAL CROPS			
Ginger/Turmeric	Sowing		<ul style="list-style-type: none"> Disease free ginger/turmeric rhizomes of 30-40g having atleast 2 eyes to be sown in finely tilled bed of 1 meter width, 15 cm high and of convenient length at a spacing of 30 cm between rows and 25cm between plants.
Citrus	Flowering	Bark eating caterpillar	<ul style="list-style-type: none"> Budding method of propagation (T-budding) to commence in oranges using Rangpur lime as rootstock. Cleaning & smearing of trunk base with Bordeaux paste If flowering begins, avoid spray of insecticides/ pesticides as it

			<ul style="list-style-type: none"> may affect pollination process. Spray (Planofix) NAA based growth regulator @2m/5lit water during flowering stage in orange plant to reduce fruit/flower drop For bark eating caterpillar, remove wooden frass and inject Dichlorovos (0.1%) @ 5ml with disposable syringe. Dead wood on the citrus trees should be kept pruned, about 2cm, below the dead portion.
Large Cardamom	Sowing		<ul style="list-style-type: none"> Should be sown in Primary nursery bed at 2cm deep and 10 cm apart followed by mulching & regular light irrigation. The duration of primary nursery being 3-4 months.
Agroforestry			
Toko palm	Nursery		Filling of nursery polybags for raising of takopalm seedlings
LIVESTOCKS			
Livestock	Stage	Disease	Precautionary Practices to be followed
Pigs	All stages	FMD (high fever and appearance of mucous membrane of the mouth and foot.)	<ul style="list-style-type: none"> Animals should be given lukewarm feed and water. Keep the houses dry and clean. 1st injection at 6 months of age and 2nd injection at 12 months of age followed by annual vaccination under vet supervision
Poultry	All stages		<ul style="list-style-type: none"> Follow 'All in All out' system of rearing and do not rear birds of different age groups together. Avoid overcrowding. Provide adequate clean drinking water+electrolyte and multi-vitamins Vaccination as per the schedule with proper consultation with vet. <ul style="list-style-type: none"> ➤ Day old chick: HVT Marek disease vaccine, 4-7 days: F/Lasota, 14-18 days: Intermediate plus/IBD vaccine, 35 days: F/Lasota, 6-7 weeks: Chicken embryo adopted fowl pox vaccine and 56-70 days: RD R-2B strain. Remove wet litter/provide artificial heating and light
Fishery			<ul style="list-style-type: none"> Best time to prepare the culture pond like cleaning aquatic weeds
Cattle	All stages	FMD	<ul style="list-style-type: none"> 1st injection at 6-8 weeks of age, 2nd injection after 6 months of 1st injection followed by annual vaccination under vet supervision
Mithun		FMD	<ul style="list-style-type: none"> Polyvalent FMD vaccine with serotype O, A and Asia at 6 months of age and repeat after that 6 months interval by sub-cutaneous route. Pregnant animals above 7 months of pregnancy should be avoided.
Contact Scientists (ICAR) or State Agril Staff or KVK staff for measures against adverse conditions or call at 03795-226237/226247			

Issued jointly by ICAR-RC for NEH Region, Arunachal Pradesh Centre, Basar and India Meteorological Department
Contact: - IAAS.BASAR@gmail.com, Phone Number: - 03795-226247/37, -96 (Fax)

**Agrometeorological Field Unit
ICAR, BASAR**

कृषि मौसम सलाहकार सेवा पत्रिका

Agro-met Advisory Bulletin

(Period: 14th to 18th April 2017)

ग्रामीण कृषि मौसम सेवा



GRAMIN KRISHI MAUSAM SEWA
(Integrated Agro-Meteorological Advisory Services)



AMFU, ICAR Research Complex for NEH Region
Arunachal Pradesh Centre, Basar-791101

District: East Siang

No: 30/2017/Fri

Dated: 14th April, 2017



Pasighat: Latitude: 28.0700/Longitude: 95.3300/Altitude: 153 masl

Weather summary of the previous week	Weather forecast valid up to 18 th April 2017
Rainfall: NA	Mostly sunny with possibility of no rainfall. Daily maximum and minimum temperature for the following period is predicted to be 31-33°C and 19-20°C respectively. Expected morning and evening relative humidity will be 50-69% and 16-42% respectively. Expected wind direction is West with speed range of 6-7 kmph.
Warning:	NIL

Weather Based Agro-meteorological Advisories Bulletin

General Recommendations

- Go for low cost polyhouses for year round cultivation of vegetables
- Obtain seeds from reputed/certified/reliable source
- Use fertilizers/pesticides as per recommended doses for the location
- Preference must be given on use of organic manures/bio-fertilizers & bio-pesticides
- ICAR Basar recommend poultry variety VANARAJA for backyard rearing

Crop	Stage	Pest/Disease	Precautionary Practices to be followed
------	-------	--------------	--

FIELD CROPS			
Rice	Nursery/transplantation	Stem borer	<ul style="list-style-type: none"> • Rice: Spray Triazophos 40EC @ 4 ml/lit against stem borer in rice nursery as well as in main field. • Cut the tips of the leaves before transplanting reduces the population of stem borer as the eggs are laid on that site. It will reduce the carryover of the infestation to the main field. • Careful timing of planting can avoid damage; once the tillering stage is over, attack of some insects reduces. • Follow clean cultivation, presence of grasses near the rice crop favors build-up of pest population • Seedling root dip treatment in 0.02% of Chlorpyriphos 20EC for 12 hours before transplanting protects the crop for 20 to 30 days • Avoid closer spacing while transplantation which creates favorable microclimate for pests in the field. Follow wider spacing of 20X15cm.
Pea	Sowing		<ul style="list-style-type: none"> • Sowing of pea recommended for higher altitudes with raised bed of 15-20cm • Provide proper drainage to already sown crops
Maize	Sowing		<ul style="list-style-type: none"> • Sowing of Maize advocated • Carry out seed dressing/treatment with Thiram or Carbendazim @ 2g/kg seed before sowing • Follow time isolation of atleast 15 days for two or more different varieties of maize in Jhum field
Jhum field	Sowing		<ul style="list-style-type: none"> • Adopt sowing of leguminous crops like cowpea, frenchbean, soybean etc at 2-3 rows across the slope of jhum field at desirable intervals or ratios with rice to prevent soil erosion and conserve moisture and fertility. • Cowpea variety (Kashi Kanchan) and Frenchbean variety (Selection-9) are advocated for intercropping as they are short duration, dwarf and high yielding. • Carry out seed dressing/treatment with Thiram or Carbendazim @ 2g/kg seed before sowing to avoid fungal infections during rainy days
VEGETABLES			
Cole crops	Nursery		<ul style="list-style-type: none"> • Raising nursery can be carried out in higher altitudes/ cold areas
Tomato	Vegetative/Nursery	Nursery insects	<ul style="list-style-type: none"> • Cover the crop with polyethene/cloths to protect from frost/rain • Nursery raising under protected cultivation • Spray Azadirachtin 1% (10000 PPM) @ 1000-1500 ml in 500 litres water/ha
Pre-summer vegetables	Sowing	Nursery insects	<ul style="list-style-type: none"> • Right time for transplanting the ready seedlings of chili, tomato, capsicum etc. • Provide proper drainage to newly transplanted seedlings and follow raised bed for sowing • Spray Azadirachtin 1% (10000 PPM) @ 1000-1500 ml in 500 litres water/ha against nursery insects
HORTICULTURAL CROPS			
Citrus	Flowering	Bark eating caterpillar	<ul style="list-style-type: none"> • Budding method of propagation (T-budding) to commences in oranges using Rangpur lime as rootstock. • Cleaning & smearing of trunk base with Bordeaux paste • If flowering begins, avoid spray of insecticides/ pesticides as it may affect pollination process. • Spray (Planofix) NAA based growth regulator @2m/5lit water during flowering stage in orange plant to reduce fruit/flower drop • For bark eating caterpillar, remove wooden frass and inject Dichlorovos (0.1%) @ 5ml with disposable syringe.

			<ul style="list-style-type: none"> • Dead wood on the citrus trees should be kept pruned, about 2cm, below the dead portion.
Ginger/Turmeric	Planting material collection/ Land preparation		<ul style="list-style-type: none"> • Identify healthy plants for seed rhizomes/ collect better seedlings from ICAR Basar or KVK West Siang/Anjaw • Keep selected rhizomes for planting material in partial shade for better sprouting. • Mulching materials like forest litters or crop residues should be collected in advance • Land preparation to a fine tilth to be done before sowing during sunny days • Avoid sowing of Ginger/Turmeric during rainy days
Large Cardamom	Sowing		<ul style="list-style-type: none"> • Should be sown in Primary nursery bed at 2cm deep and 10 cm apart followed by mulching & regular light irrigation. • The duration of primary nursery being 3-4 months.

Honey Bees

Honey bees			<ul style="list-style-type: none"> • On prolong rain, provide sugar syrup
------------	--	--	--

LIVESTOCKS

Livestock	Stage	Disease	Precautionary Practices to be followed
Pigs	All stages	FMD (high fever and appearance of mucous membrane of the mouth and foot.)	<ul style="list-style-type: none"> • 1st injection at 6 months of age and 2nd injection at 12 months of age followed by annual vaccination under vet supervision
Poultry	All stages		<ul style="list-style-type: none"> • Follow 'All in All out' system of rearing and do not rear birds of different age groups together. • Provide adequate clean drinking water+electrolyte and multi-vitamins • Give broad-spectrum antihelmintic drugs as per prescribed doses. • Vaccination as per the schedule with proper consultation with vet. <ul style="list-style-type: none"> ➤ Day old chick: HVT Marek disease vaccine, 4-7 days: F/Lasota, 14-18 days: Intermediate plus/IBD vaccine, 35 days: F/Lasota, 6-7 weeks: Chicken embryo adopted fowl pox vaccine and 56-70 days: RD R-2B strain. • Remove wet litter/provide artificial heating and light
Fishery			<ul style="list-style-type: none"> • Best time to prepare the culture pond like cleaning aquatic weeds
Cattle	All stages	FMD	<ul style="list-style-type: none"> • 1st injection at 6-8 weeks of age, 2nd injection after 6 months of 1st injection followed by annual vaccination under vet supervision
Mithun		FMD	<ul style="list-style-type: none"> • Polyvalent FMD vaccine with serotype O, A and Asia at 6 months of age and repeat after that 6 months interval by sub-cutaneous route. • Pregnant animals above 7 months of pregnancy should be avoided.

Contact Scientists (ICAR) or State Agril Staff or KVK staff for measures against adverse conditions or call at 03795-226237/226247

Issued jointly by ICAR-RC for NEH Region, Arunachal Pradesh Centre, Basar and India Meteorological Department
Contact: - IAAS.BASAR@gmail.com, Phone Number: - 03795-226247/37, -96 (Fax)

**Agrometeorological Field Unit
ICAR, BASAR**